

Dam Safety

with Beaverly



FEMA

For Teachers, Parents and Guardians




FEMA has created the **Dam Safety with Beaverly** coloring book to help you and your children or young students learn more about dams and how to stay safe around them.

Dams play a vital role in the nation's overall infrastructure as they provide flood protection, water supply reservoirs, hydroelectric power, irrigation, and recreation. With over 91,000 dams in the U.S. with an average age of more than 53 years, dam safety is important for the security and well-being of the communities they support.


This informational book includes several pages for coloring and two activity sheets that will help children who are learning about dams.

For more information about the FEMA National Dam Safety Program, visit <https://www.fema.gov/dam-safety>.



**Hello, my name is Beverly the Beaver and
I am going to teach you about dams!**

**Dams are built to help control
the water in rivers.**



Dams help us store water for when we need it and help stop floods.

Building a dam can help control the flow of water and how much water we have available!

Did you know there are more than 91,000 dams in the United States?





We fish, swim, and boat on lakes created by dams.
Lots of dams provide water for crops to grow and
for farm animals to drink.

They also store water to fight fires!

The water in dams may look fun, but it can be very dangerous. Don't ever play near a dam, because you could slip and fall into the water!



You should always have an adult with you when you are near a dam!

How do you know if you are near a dam?

There are special signs that are placed near a dam to show there is one near.



Now you know about dams and how to stay safe around them!


DAM SAFETY WITH BEAVERLY

Activity Sheet 1

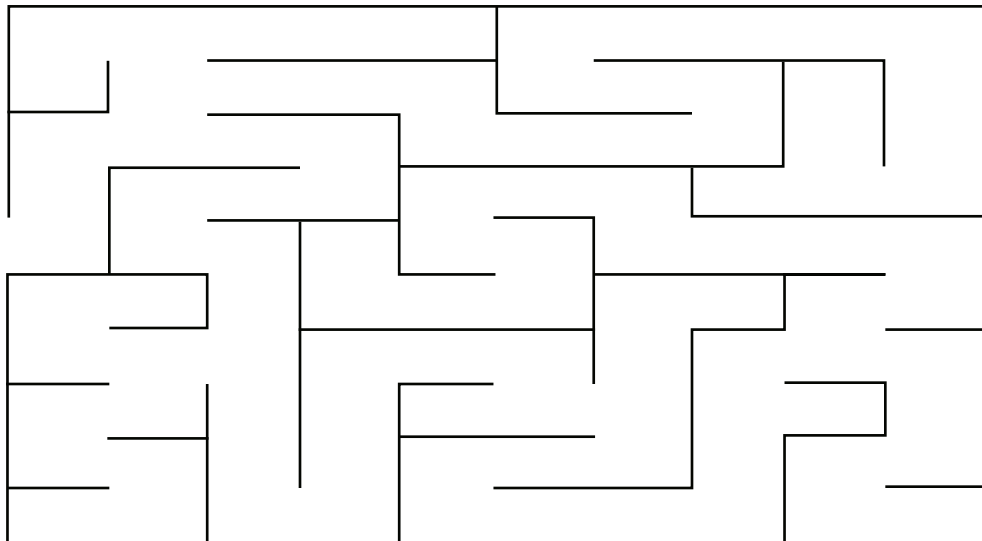


Help Beverly find all the words hidden in the puzzle!

- | | |
|----------|--------|
| Beaverly | River |
| Dams | Safety |
| Flood | Signs |
| Lake | Water |



Help Beverly find her way to the dam warning sign!



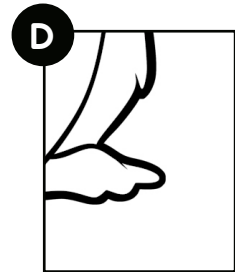
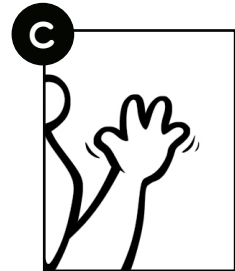
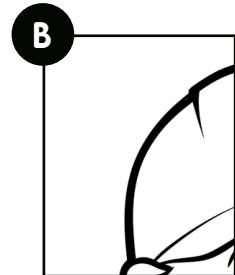
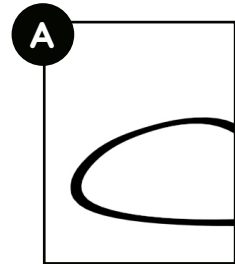

DAM SAFETY WITH BEAVERLY

Activity Sheet 2

Complete the picture!

Which options complete the picture of Beverly?

Finish drawing the image and color it!



What kind of animal is Beverly?

Fill in your answer in the squares below.

--	--	--	--	--	--



FEMA