



# HEALTH ANNUAL STATEMENT

FOR THE YEAR ENDED DECEMBER 31, 2018  
OF THE CONDITION AND AFFAIRS OF THE

## AmeriChoice of New Jersey, Inc.

NAIC Group Code 0707 0707 NAIC Company Code 95497 Employer's ID Number 22-3368602  
(Current) (Prior)

Organized under the Laws of New Jersey, State of Domicile or Port of Entry NJ

Country of Domicile United States of America

Licensed as business type: Health Maintenance Organization

Is HMO Federally Qualified? Yes [ ] No [ X ]

Incorporated/Organized 10/17/1994 Commenced Business 02/01/1996

Statutory Home Office 170 Wood Avenue South 3rd Floor Iselin, NJ, US 08830  
(Street and Number) (City or Town, State, Country and Zip Code)

Main Administrative Office 170 Wood Avenue South 3rd Floor  
(Street and Number) Iselin, NJ, US 08830 732-623-1258  
(City or Town, State, Country and Zip Code) (Area Code) (Telephone Number)

Mail Address 170 Wood Avenue South 3rd Floor Iselin, NJ, US 08830  
(Street and Number or P.O. Box) (City or Town, State, Country and Zip Code)

Primary Location of Books and Records 185 Asylum Street  
(Street and Number) Hartford, CT, US 06103 203-447-4662  
(City or Town, State, Country and Zip Code) (Area Code) (Telephone Number)

Internet Website Address www.AmeriChoice.com

Statutory Statement Contact Bryan D. Tafel 203-447-4662  
(Name) (Area Code) (Telephone Number)  
bryan\_tafel@uhc.com 203-447-4451  
(E-mail Address) (FAX Number)

**OFFICERS**

President Jocelyn Chisholm Carter Treasurer Peter Marshall Gill #  
Secretary Christina Regina Palme-Krizak Chief Financial Officer Richard Michael Hersch

**OTHER**

Nyle Brent Cottingham, Vice President Heather Anastasia Lang, Assistant Secretary

**DIRECTORS OR TRUSTEES**

Jocelyn Chisholm Carter Pasquale Hugo Celli # Phillip Robert Franz  
Paul Owen Marden Timothy Mark Spilker

State of \_\_\_\_\_ County of \_\_\_\_\_ State of \_\_\_\_\_ County of \_\_\_\_\_ State of \_\_\_\_\_ County of \_\_\_\_\_

The officers of this reporting entity being duly sworn, each depose and say that they are the described officers of said reporting entity, and that on the reporting period stated above, all of the herein described assets were the absolute property of the said reporting entity, free and clear from any liens or claims thereon, except as herein stated, and that this statement, together with related exhibits, schedules and explanations therein contained, annexed or referred to, is a full and true statement of all the assets and liabilities and of the condition and affairs of the said reporting entity as of the reporting period stated above, and of its income and deductions therefrom for the period ended, and have been completed in accordance with the NAIC Annual Statement Instructions and Accounting Practices and Procedures manual except to the extent that (1) state law may differ; or, (2) that state rules or regulations require differences in reporting not related to accounting practices and procedures, according to the best of their information, knowledge and belief, respectively. Furthermore, the scope of this attestation by the described officers also includes the related corresponding electronic filing with the NAIC, when required, that is an exact copy (except for formatting differences due to electronic filing) of the enclosed statement. The electronic filing may be requested by various regulators in lieu of or in addition to the enclosed statement.

Jocelyn Chisholm Carter Christina Regina Palme-Krizak Richard Michael Hersch  
President Secretary Chief Financial Officer

Subscribed and sworn to before me this \_\_\_\_\_ day of \_\_\_\_\_ Subscribed and sworn to before me this \_\_\_\_\_ day of \_\_\_\_\_ Subscribed and sworn to before me this \_\_\_\_\_ day of \_\_\_\_\_

- a. Is this an original filing?..... Yes [ X ] No [ ]
- b. If no,
  - 1. State the amendment number.....
  - 2. Date filed.....
  - 3. Number of pages attached.....

**ASSETS**

	Current Year			Prior Year
	1 Assets	2 Nonadmitted Assets	3 Net Admitted Assets (Cols. 1 - 2)	4 Net Admitted Assets
1. Bonds (Schedule D) .....	409,952,222	0	409,952,222	405,128,223
2. Stocks (Schedule D):				
2.1 Preferred stocks .....	0	0	0	0
2.2 Common stocks .....	0	0	0	0
3. Mortgage loans on real estate (Schedule B):				
3.1 First liens .....	0	0	0	0
3.2 Other than first liens .....	0	0	0	0
4. Real estate (Schedule A):				
4.1 Properties occupied by the company (less \$ .....0 encumbrances) .....	0	0	0	0
4.2 Properties held for the production of income (less \$ .....0 encumbrances) .....	0	0	0	0
4.3 Properties held for sale (less \$ .....0 encumbrances) .....	0	0	0	0
5. Cash (\$ .....(3,682) , Schedule E - Part 1), cash equivalents (\$ .....8,986,577 , Schedule E - Part 2) and short-term investments (\$ .....112,765,312 , Schedule DA) .....	121,748,207	0	121,748,207	129,481,793
6. Contract loans, (including \$ .....0 premium notes) .....	0	0	0	0
7. Derivatives (Schedule DB) .....	0	0	0	0
8. Other invested assets (Schedule BA) .....	0	0	0	0
9. Receivables for securities .....	0	0	0	0
10. Securities lending reinvested collateral assets (Schedule DL) .....	0	0	0	0
11. Aggregate write-ins for invested assets .....	0	0	0	0
12. Subtotals, cash and invested assets (Lines 1 to 11) .....	531,700,429	0	531,700,429	534,610,016
13. Title plants less \$ .....0 charged off (for Title insurers only) .....	0	0	0	0
14. Investment income due and accrued .....	2,987,867	0	2,987,867	2,753,005
15. Premiums and considerations:				
15.1 Uncollected premiums and agents' balances in the course of collection .....	27,226,521	0	27,226,521	24,749,351
15.2 Deferred premiums and agents' balances and installments booked but deferred and not yet due (including \$ .....0 earned but unbilled premiums) .....	0	0	0	0
15.3 Accrued retrospective premiums (\$ .....105,352 ) and contracts subject to redetermination (\$ .....1,303,988 ) .....	1,409,340	0	1,409,340	4,294,116
16. Reinsurance:				
16.1 Amounts recoverable from reinsurers .....	0	0	0	0
16.2 Funds held by or deposited with reinsured companies .....	0	0	0	0
16.3 Other amounts receivable under reinsurance contracts .....	0	0	0	0
17. Amounts receivable relating to uninsured plans .....	5,901	0	5,901	0
18.1 Current federal and foreign income tax recoverable and interest thereon .....	0	0	0	0
18.2 Net deferred tax asset .....	9,073,582	0	9,073,582	3,501,988
19. Guaranty funds receivable or on deposit .....	0	0	0	0
20. Electronic data processing equipment and software .....	0	0	0	0
21. Furniture and equipment, including health care delivery assets (\$ .....0 ) .....	0	0	0	0
22. Net adjustment in assets and liabilities due to foreign exchange rates .....	0	0	0	0
23. Receivables from parent, subsidiaries and affiliates .....	0	0	0	0
24. Health care (\$ .....8,819,803 ) and other amounts receivable .....	34,669,043	25,849,240	8,819,803	11,275,793
25. Aggregate write-ins for other than invested assets .....	6,497,749	11,059	6,486,690	10,389,330
26. Total assets excluding Separate Accounts, Segregated Accounts and Protected Cell Accounts (Lines 12 to 25) .....	613,570,432	25,860,299	587,710,133	591,573,599
27. From Separate Accounts, Segregated Accounts and Protected Cell Accounts .....	0	0	0	0
28. Total (Lines 26 and 27) .....	613,570,432	25,860,299	587,710,133	591,573,599
<b>DETAILS OF WRITE-INS</b>				
1101. ....				
1102. ....				
1103. ....				
1198. Summary of remaining write-ins for Line 11 from overflow page .....	0	0	0	0
1199. Totals (Lines 1101 thru 1103 plus 1198)(Line 11 above) .....	0	0	0	0
2501. State tax receivable .....	6,461,884	0	6,461,884	10,314,913
2502. Prepaid taxes .....	24,806	0	24,806	74,417
2503. Miscellaneous receivables .....	11,059	11,059	0	0
2598. Summary of remaining write-ins for Line 25 from overflow page .....	0	0	0	0
2599. Totals (Lines 2501 thru 2503 plus 2598)(Line 25 above) .....	6,497,749	11,059	6,486,690	10,389,330

**LIABILITIES, CAPITAL AND SURPLUS**

	Current Year			Prior Year
	1 Covered	2 Uncovered	3 Total	4 Total
1. Claims unpaid (less \$ .....0 reinsurance ceded) .....	227,534,394	0	227,534,394	214,586,986
2. Accrued medical incentive pool and bonus amounts .....	3,506,316	0	3,506,316	6,616,254
3. Unpaid claims adjustment expenses.....	2,374,821	0	2,374,821	2,389,987
4. Aggregate health policy reserves, including the liability of \$ .....0 for medical loss ratio rebate per the Public Health Service Act .....	15,609,000	0	15,609,000	976,075
5. Aggregate life policy reserves.....	0	0	0	0
6. Property/casualty unearned premium reserves.....	0	0	0	0
7. Aggregate health claim reserves.....	3,045,304	0	3,045,304	3,130,057
8. Premiums received in advance.....	5,649,447	0	5,649,447	0
9. General expenses due or accrued.....	33,246,723	0	33,246,723	32,446,292
10.1 Current federal and foreign income tax payable and interest thereon (including \$ .....0 on realized capital gains (losses)) .....	330,846	0	330,846	943,374
10.2 Net deferred tax liability.....	0	0	0	0
11. Ceded reinsurance premiums payable.....	0	0	0	0
12. Amounts withheld or retained for the account of others.....	0	0	0	0
13. Remittances and items not allocated.....	0	0	0	0
14. Borrowed money (including \$ .....0 current) and interest thereon \$ .....0 (including \$ .....0 current).....	0	0	0	0
15. Amounts due to parent, subsidiaries and affiliates.....	12,065,076	0	12,065,076	8,724,171
16. Derivatives.....	0	0	0	0
17. Payable for securities.....	0	0	0	0
18. Payable for securities lending .....	0	0	0	0
19. Funds held under reinsurance treaties (with \$ .....0 authorized reinsurers, \$ .....0 unauthorized reinsurers and \$ .....0 certified reinsurers).....	0	0	0	0
20. Reinsurance in unauthorized and certified (\$ .....0 ) companies .....	0	0	0	0
21. Net adjustments in assets and liabilities due to foreign exchange rates .....	0	0	0	0
22. Liability for amounts held under uninsured plans.....	1,070,236	0	1,070,236	1,100,288
23. Aggregate write-ins for other liabilities (including \$ .....0 current).....	10,600	0	10,600	1,971,280
24. Total liabilities (Lines 1 to 23).....	304,442,763	0	304,442,763	272,884,764
25. Aggregate write-ins for special surplus funds.....	XXX	XXX	0	40,162,823
26. Common capital stock.....	XXX	XXX	0	0
27. Preferred capital stock.....	XXX	XXX	0	0
28. Gross paid in and contributed surplus.....	XXX	XXX	128,069,150	128,069,150
29. Surplus notes.....	XXX	XXX	0	0
30. Aggregate write-ins for other than special surplus funds.....	XXX	XXX	0	0
31. Unassigned funds (surplus).....	XXX	XXX	155,198,220	150,456,862
32. Less treasury stock, at cost:				
32.1 .....0 shares common (value included in Line 26 \$ .....0 ).....	XXX	XXX	0	0
32.2 .....0 shares preferred (value included in Line 27 \$ .....0 ).....	XXX	XXX	0	0
33. Total capital and surplus (Lines 25 to 31 minus Line 32).....	XXX	XXX	283,267,370	318,688,835
34. Total liabilities, capital and surplus (Lines 24 and 33)	XXX	XXX	587,710,133	591,573,599
<b>DETAILS OF WRITE-INS</b>				
2301. Unclaimed property .....	10,600	0	10,600	13,794
2302. Fines and penalties .....	0	0	0	1,957,486
2303. ....				
2390. Summary of remaining write-ins for Line 23 from overflow page .....	0	0	0	0
2399. Totals (Lines 2301 thru 2303 plus 2398)(Line 23 above)	10,600	0	10,600	1,971,280
2501. Section 9010 ACA Subsequent Fee Year Assessment .....	XXX	XXX	0	40,162,823
2502. ....	XXX	XXX		
2503. ....	XXX	XXX		
2598. Summary of remaining write-ins for Line 25 from overflow page .....	XXX	XXX	0	0
2599. Totals (Lines 2501 thru 2503 plus 2598)(Line 25 above)	XXX	XXX	0	40,162,823
3001. ....	XXX	XXX		
3002. ....	XXX	XXX		
3003. ....	XXX	XXX		
3098. Summary of remaining write-ins for Line 30 from overflow page .....	XXX	XXX	0	0
3099. Totals (Lines 3001 thru 3003 plus 3098)(Line 30 above)	XXX	XXX	0	0

**STATEMENT OF REVENUE AND EXPENSES**

	Current Year		Prior Year
	1 Uncovered	2 Total	3 Total
1. Member Months.....	XXX	5,811,442	5,879,027
2. Net premium income ( including \$ .....0 non-health premium income).....	XXX	2,718,447,428	2,557,681,148
3. Change in unearned premium reserves and reserve for rate credits .....	XXX	(3,984,012)	11,457,206
4. Fee-for-service (net of \$ .....0 medical expenses).....	XXX	0	0
5. Risk revenue .....	XXX	0	0
6. Aggregate write-ins for other health care related revenues .....	XXX	0	0
7. Aggregate write-ins for other non-health revenues .....	XXX	0	0
8. Total revenues (Lines 2 to 7) .....	XXX	2,714,463,416	2,569,148,354
<b>Hospital and Medical:</b>			
9. Hospital/medical benefits .....	0	1,875,636,000	1,726,756,880
10. Other professional services .....	0	128,322,223	129,667,141
11. Outside referrals .....	0	0	0
12. Emergency room and out-of-area .....	0	0	0
13. Prescription drugs .....	0	386,090,885	376,406,446
14. Aggregate write-ins for other hospital and medical.....	0	0	0
15. Incentive pool, withhold adjustments and bonus amounts .....	0	(97,231)	6,490,841
16. Subtotal (Lines 9 to 15) .....	0	2,389,951,877	2,239,321,308
<b>Less:</b>			
17. Net reinsurance recoveries .....	0	0	0
18. Total hospital and medical (Lines 16 minus 17) .....	0	2,389,951,877	2,239,321,308
19. Non-health claims (net) .....	0	0	0
20. Claims adjustment expenses, including \$ .....69,088,271 cost containment expenses .....	0	107,194,643	103,087,537
21. General administrative expenses .....	0	237,703,493	166,278,904
22. Increase in reserves for life and accident and health contracts (including \$ .....0 increase in reserves for life only) .....	0	13,909,000	0
23. Total underwriting deductions (Lines 18 through 22) .....	0	2,748,759,013	2,508,687,749
24. Net underwriting gain or (loss) (Lines 8 minus 23) .....	XXX	(34,295,597)	60,460,605
25. Net investment income earned (Exhibit of Net Investment Income, Line 17).....	0	12,600,242	10,438,301
26. Net realized capital gains (losses) less capital gains tax of \$ .....(29,490) .....	0	(101,360)	(379,474)
27. Net investment gains (losses) (Lines 25 plus 26) .....	0	12,498,882	10,058,827
28. Net gain or (loss) from agents' or premium balances charged off [(amount recovered \$ .....0 ) (amount charged off \$ .....0 )] .....	0	0	0
29. Aggregate write-ins for other income or expenses .....	0	1,287,046	(1,957,486)
30. Net income or (loss) after capital gains tax and before all other federal income taxes (Lines 24 plus 27 plus 28 plus 29) .....	XXX	(20,509,669)	68,561,946
31. Federal and foreign income taxes incurred .....	XXX	5,562,337	22,926,848
32. Net income (loss) (Lines 30 minus 31) .....	XXX	(26,072,006)	45,635,098
<b>DETAILS OF WRITE-INS</b>			
0601. ....	XXX		
0602. ....	XXX		
0603. ....	XXX		
0698. Summary of remaining write-ins for Line 6 from overflow page .....	XXX	0	0
0699. Totals (Lines 0601 thru 0603 plus 0698)(Line 6 above) .....	XXX	0	0
0701. ....	XXX		
0702. ....	XXX		
0703. ....	XXX		
0798. Summary of remaining write-ins for Line 7 from overflow page .....	XXX	0	0
0799. Totals (Lines 0701 thru 0703 plus 0798)(Line 7 above) .....	XXX	0	0
1401. ....			
1402. ....			
1403. ....			
1498. Summary of remaining write-ins for Line 14 from overflow page .....	0	0	0
1499. Totals (Lines 1401 thru 1403 plus 1498)(Line 14 above) .....	0	0	0
2901. Fines and penalties .....	0	1,287,046	(1,957,486)
2902. ....			
2903. ....			
2998. Summary of remaining write-ins for Line 29 from overflow page .....	0	0	0
2999. Totals (Lines 2901 thru 2903 plus 2998)(Line 29 above) .....	0	1,287,046	(1,957,486)

**STATEMENT OF REVENUE AND EXPENSES (Continued)**

	1 Current Year	2 Prior Year
<b>CAPITAL AND SURPLUS ACCOUNT</b>		
33. Capital and surplus prior reporting year.....	318,688,835	272,880,202
34. Net income or (loss) from Line 32.....	(26,072,006)	45,635,098
35. Change in valuation basis of aggregate policy and claim reserves.....	0	0
36. Change in net unrealized capital gains (losses) less capital gains tax of \$ .....0.....	0	0
37. Change in net unrealized foreign exchange capital gain or (loss).....	0	0
38. Change in net deferred income tax.....	5,571,594	(3,919,619)
39. Change in nonadmitted assets.....	(14,921,054)	4,093,154
40. Change in unauthorized and certified reinsurance.....	0	0
41. Change in treasury stock.....	0	0
42. Change in surplus notes.....	0	0
43. Cumulative effect of changes in accounting principles.....	0	0
44. Capital Changes:		
44.1 Paid in.....	0	0
44.2 Transferred from surplus (Stock Dividend).....	0	0
44.3 Transferred to surplus.....	0	0
45. Surplus adjustments:		
45.1 Paid in.....	0	0
45.2 Transferred to capital (Stock Dividend).....	0	0
45.3 Transferred from capital.....	0	0
46. Dividends to stockholders.....	0	0
47. Aggregate write-ins for gains or (losses) in surplus.....	0	0
48. Net change in capital and surplus (Lines 34 to 47).....	(35,421,466)	45,808,633
49. Capital and surplus end of reporting period (Line 33 plus 48)	283,267,370	318,688,835
<b>DETAILS OF WRITE-INS</b>		
4701. ....		
4702. ....		
4703. ....		
4798. Summary of remaining write-ins for Line 47 from overflow page.....	0	0
4799. Totals (Lines 4701 thru 4703 plus 4798)(Line 47 above)	0	0

**CASH FLOW**

	1	2
	Current Year	Prior Year
<b>Cash from Operations</b>		
1. Premiums collected net of reinsurance .....	2,721,244,393	2,562,689,153
2. Net investment income .....	14,737,062	13,246,023
3. Miscellaneous income .....	0	0
4. Total (Lines 1 through 3) .....	2,735,981,455	2,575,935,176
5. Benefit and loss related payments .....	2,392,663,307	2,235,482,597
6. Net transfers to Separate Accounts, Segregated Accounts and Protected Cell Accounts .....	0	0
7. Commissions, expenses paid and aggregate write-ins for deductions .....	338,955,416	282,391,293
8. Dividends paid to policyholders .....	0	0
9. Federal and foreign income taxes paid (recovered) net of \$ ..... tax on capital gains (losses) .....	6,145,374	22,413,889
10. Total (Lines 5 through 9) .....	2,737,764,097	2,540,287,779
11. Net cash from operations (Line 4 minus Line 10) .....	(1,782,642)	35,647,397
<b>Cash from Investments</b>		
12. Proceeds from investments sold, matured or repaid:		
12.1 Bonds .....	76,334,374	102,430,898
12.2 Stocks .....	0	0
12.3 Mortgage loans .....	0	0
12.4 Real estate .....	0	0
12.5 Other invested assets .....	0	0
12.6 Net gains or (losses) on cash, cash equivalents and short-term investments .....	(61)	(9)
12.7 Miscellaneous proceeds .....	0	0
12.8 Total investment proceeds (Lines 12.1 to 12.7) .....	76,334,313	102,430,889
13. Cost of investments acquired (long-term only):		
13.1 Bonds .....	83,665,482	126,765,848
13.2 Stocks .....	0	0
13.3 Mortgage loans .....	0	0
13.4 Real estate .....	0	0
13.5 Other invested assets .....	0	0
13.6 Miscellaneous applications .....	0	0
13.7 Total investments acquired (Lines 13.1 to 13.6) .....	83,665,482	126,765,848
14. Net increase (decrease) in contract loans and premium notes .....	0	0
15. Net cash from investments (Line 12.8 minus Line 13.7 minus Line 14) .....	(7,331,169)	(24,334,959)
<b>Cash from Financing and Miscellaneous Sources</b>		
16. Cash provided (applied):		
16.1 Surplus notes, capital notes .....	0	0
16.2 Capital and paid in surplus, less treasury stock .....	0	0
16.3 Borrowed funds .....	0	0
16.4 Net deposits on deposit-type contracts and other insurance liabilities .....	0	0
16.5 Dividends to stockholders .....	0	0
16.6 Other cash provided (applied) .....	1,380,225	6,644,661
17. Net cash from financing and miscellaneous sources (Lines 16.1 to 16.4 minus Line 16.5 plus Line 16.6) .....	1,380,225	6,644,661
<b>RECONCILIATION OF CASH, CASH EQUIVALENTS AND SHORT-TERM INVESTMENTS</b>		
18. Net change in cash, cash equivalents and short-term investments (Line 11, plus Lines 15 and 17) .....	(7,733,586)	17,957,099
19. Cash, cash equivalents and short-term investments:		
19.1 Beginning of year .....	129,481,793	111,524,694
19.2 End of year (Line 18 plus Line 19.1) .....	121,748,207	129,481,793

Note: Supplemental disclosures of cash flow information for non-cash transactions:

--	--	--

ANNUAL STATEMENT FOR THE YEAR 2018 OF THE AmeriChoice of New Jersey, Inc.  
**ANALYSIS OF OPERATIONS BY LINES OF BUSINESS**

	1	2	3	4	5	6	7	8	9	10
	Total	Comprehensive (Hospital & Medical)	Medicare Supplement	Dental Only	Vision Only	Federal Employees Health Benefits Plan	Title XVIII Medicare	Title XIX Medicaid	Other Health	Other Non-Health
1. Net premium income	2,718,447,428	40,119,237	0	0	0	0	0	2,678,328,191	0	0
2. Change in unearned premium reserves and reserve for rate credit	(3,984,012)	0	0	0	0	0	(4,103)	(3,979,909)	0	0
3. Fee-for-service (net of \$ _____0 medical expenses)	0	0	0	0	0	0	0	0	0	XXX
4. Risk revenue	0	0	0	0	0	0	0	0	0	XXX
5. Aggregate write-ins for other health care related revenues	0	0	0	0	0	0	0	0	0	XXX
6. Aggregate write-ins for other non-health care related revenues	0	XXX	XXX	XXX	XXX	XXX	XXX	XXX	XXX	0
7. Total revenues (Lines 1 to 6)	2,714,463,416	40,119,237	0	0	0	0	(4,103)	2,674,348,282	0	0
8. Hospital/medical benefits	1,875,636,000	23,874,721	0	0	0	0	21,056	1,851,740,223	0	XXX
9. Other professional services	128,322,223	5,518,948	0	0	0	0	(63)	122,803,338	0	XXX
10. Outside referrals	0	0	0	0	0	0	0	0	0	XXX
11. Emergency room and out-of-area	0	0	0	0	0	0	0	0	0	XXX
12. Prescription drugs	386,090,885	10,604,492	0	0	0	0	(35,980)	375,522,373	0	XXX
13. Aggregate write-ins for other hospital and medical	0	0	0	0	0	0	0	0	0	XXX
14. Incentive pool, withhold adjustments and bonus amounts	(97,231)	33,151	0	0	0	0	0	(130,382)	0	XXX
15. Subtotal (Lines 8 to 14)	2,389,951,877	40,031,312	0	0	0	0	(14,987)	2,349,935,552	0	XXX
16. Net reinsurance recoveries	0	0	0	0	0	0	0	0	0	XXX
17. Total medical and hospital (Lines 15 minus 16)	2,389,951,877	40,031,312	0	0	0	0	(14,987)	2,349,935,552	0	XXX
18. Non-health claims (net)	0	XXX	XXX	XXX	XXX	XXX	XXX	XXX	XXX	0
19. Claims adjustment expenses including \$ _____69,088,271 cost containment expenses	107,194,643	1,836,042	0	0	0	0	0	105,358,601	0	0
20. General administrative expenses	237,703,493	4,104,814	0	0	0	0	21,459	233,577,220	0	0
21. Increase in reserves for accident and health contracts	13,909,000	0	0	0	0	0	0	13,909,000	0	XXX
22. Increase in reserves for life contracts	0	XXX	XXX	XXX	XXX	XXX	XXX	XXX	XXX	0
23. Total underwriting deductions (Lines 17 to 22)	2,748,759,013	45,972,168	0	0	0	0	6,472	2,702,780,373	0	0
24. Total underwriting gain or (loss) (Line 7 minus Line 23)	(34,295,597)	(5,852,931)	0	0	0	0	(10,575)	(28,432,091)	0	0
DETAILS OF WRITE-INS										
0501.										XXX
0502.										XXX
0503.										XXX
0598. Summary of remaining write-ins for Line 5 from overflow page	0	0	0	0	0	0	0	0	0	XXX
0599. Totals (Lines 0501 thru 0503 plus 0598) (Line 5 above)	0	0	0	0	0	0	0	0	0	XXX
0601.		XXX	XXX	XXX	XXX	XXX	XXX	XXX	XXX	0
0602.		XXX	XXX	XXX	XXX	XXX	XXX	XXX	XXX	0
0603.		XXX	XXX	XXX	XXX	XXX	XXX	XXX	XXX	0
0698. Summary of remaining write-ins for Line 6 from overflow page	0	XXX	XXX	XXX	XXX	XXX	XXX	XXX	XXX	0
0699. Totals (Lines 0601 thru 0603 plus 0698) (Line 6 above)	0	XXX	XXX	XXX	XXX	XXX	XXX	XXX	XXX	0
1301.										XXX
1302.										XXX
1303.										XXX
1398. Summary of remaining write-ins for Line 13 from overflow page	0	0	0	0	0	0	0	0	0	XXX
1399. Totals (Lines 1301 thru 1303 plus 1398) (Line 13 above)	0	0	0	0	0	0	0	0	0	XXX

ANNUAL STATEMENT FOR THE YEAR 2018 OF THE AmeriChoice of New Jersey, Inc.

**UNDERWRITING AND INVESTMENT EXHIBIT**

PART 1 - PREMIUMS

Line of Business	1 Direct Business	2 Reinsurance Assumed	3 Reinsurance Ceded	4 Net Premium Income (Cols. 1 + 2 - 3)
1. Comprehensive (hospital and medical) .....	40,119,237	0	0	40,119,237
2. Medicare Supplement .....	0	0	0	0
3. Dental only .....	0	0	0	0
4. Vision only .....	0	0	0	0
5. Federal Employees Health Benefits Plan .....	0	0	0	0
6. Title XVIII - Medicare .....	0	0	0	0
7. Title XIX - Medicaid .....	2,678,328,191	0	0	2,678,328,191
8. Other health .....	0	0	0	0
9. Health subtotal (Lines 1 through 8) .....	2,718,447,428	0	0	2,718,447,428
10. Life .....	0	0	0	0
11. Property/casualty .....	0	0	0	0
12. Totals (Lines 9 to 11)	2,718,447,428	0	0	2,718,447,428



ANNUAL STATEMENT FOR THE YEAR 2018 OF THE AmeriChoice of New Jersey, Inc.

**UNDERWRITING AND INVESTMENT EXHIBIT**

**PART 2 - CLAIMS INCURRED DURING THE YEAR**

	1	2	3	4	5	6	7	8	9	10
	Total	Comprehensive (Hospital & Medical)	Medicare Supplement	Dental Only	Vision Only	Federal Employees Health Benefits Plan	Title XVIII Medicare	Title XIX Medicaid	Other Health	Other Non-Health
1. Payments during the year:										
1.1 Direct	2,389,650,600	40,661,105	.0	.0	.0	.0	(14,992)	2,349,004,487	.0	.0
1.2 Reinsurance assumed	.0	.0	.0	.0	.0	.0	.0	.0	.0	.0
1.3 Reinsurance ceded	.0	.0	.0	.0	.0	.0	.0	.0	.0	.0
1.4 Net	2,389,650,600	40,661,105	.0	.0	.0	.0	(14,992)	2,349,004,487	.0	.0
2. Paid medical incentive pools and bonuses	3,012,707	33,151	.0	.0	.0	.0	.0	2,979,556	.0	.0
3. Claim liability December 31, current year from Part 2A:										
3.1 Direct	227,534,394	2,392,704	.0	.0	.0	.0	(10,168)	225,151,858	.0	.0
3.2 Reinsurance assumed	.0	.0	.0	.0	.0	.0	.0	.0	.0	.0
3.3 Reinsurance ceded	.0	.0	.0	.0	.0	.0	.0	.0	.0	.0
3.4 Net	227,534,394	2,392,704	.0	.0	.0	.0	(10,168)	225,151,858	.0	.0
4. Claim reserve December 31, current year from Part 2D:										
4.1 Direct	3,045,304	25,805	.0	.0	.0	.0	.0	3,019,499	.0	.0
4.2 Reinsurance assumed	.0	.0	.0	.0	.0	.0	.0	.0	.0	.0
4.3 Reinsurance ceded	.0	.0	.0	.0	.0	.0	.0	.0	.0	.0
4.4 Net	3,045,304	25,805	.0	.0	.0	.0	.0	3,019,499	.0	.0
5. Accrued medical incentive pools and bonuses, current year	3,506,316	.0	.0	.0	.0	.0	140	3,506,176	.0	.0
6. Net healthcare receivables (a)	12,464,147	(334,178)	.0	.0	.0	.0	(5)	12,798,330	.0	.0
7. Amounts recoverable from reinsurers December 31, current year	0	0	0	0	0	0	0	0	0	0
8. Claim liability December 31, prior year from Part 2A:										
8.1 Direct	214,586,986	3,388,369	.0	.0	.0	.0	(10,166)	211,208,783	.0	.0
8.2 Reinsurance assumed	.0	.0	.0	.0	.0	.0	.0	.0	.0	.0
8.3 Reinsurance ceded	.0	.0	.0	.0	.0	.0	.0	.0	.0	.0
8.4 Net	214,586,986	3,388,369	.0	.0	.0	.0	(10,166)	211,208,783	.0	.0
9. Claim reserve December 31, prior year from Part 2D:										
9.1 Direct	3,130,057	27,260	.0	.0	.0	.0	.0	3,102,797	.0	.0
9.2 Reinsurance assumed	.0	.0	.0	.0	.0	.0	.0	.0	.0	.0
9.3 Reinsurance ceded	.0	.0	.0	.0	.0	.0	.0	.0	.0	.0
9.4 Net	3,130,057	27,260	.0	.0	.0	.0	.0	3,102,797	.0	.0
10. Accrued medical incentive pools and bonuses, prior year	6,616,254	0	0	0	0	0	140	6,616,114	0	0
11. Amounts recoverable from reinsurers December 31, prior year	0	0	0	0	0	0	0	0	0	0
12. Incurred Benefits:										
12.1 Direct	2,390,049,108	39,998,163	.0	.0	.0	.0	(14,989)	2,350,065,934	.0	.0
12.2 Reinsurance assumed	.0	.0	.0	.0	.0	.0	.0	.0	.0	.0
12.3 Reinsurance ceded	.0	.0	.0	.0	.0	.0	.0	.0	.0	.0
12.4 Net	2,390,049,108	39,998,163	.0	.0	.0	.0	(14,989)	2,350,065,934	.0	.0
13. Incurred medical incentive pools and bonuses	(97,231)	33,151	0	0	0	0	0	(130,382)	0	0

(a) Excludes \$ 200,000 loans or advances to providers not yet expensed.

ANNUAL STATEMENT FOR THE YEAR 2018 OF THE AmeriChoice of New Jersey, Inc.

**UNDERWRITING AND INVESTMENT EXHIBIT**

**PART 2A - CLAIMS LIABILITY END OF CURRENT YEAR**

	1	2	3	4	5	6	7	8	9	10
	Total	Comprehensive (Hospital & Medical)	Medicare Supplement	Dental Only	Vision Only	Federal Employees Health Benefits Plan	Title XVIII Medicare	Title XIX Medicaid	Other Health	Other Non-Health
<b>1. Reported in Process of Adjustment:</b>										
1.1 Direct .....	73,289,120	828,591	.0	.0	.0	.0	.0	72,460,529	.0	.0
1.2 Reinsurance assumed .....	.0	.0	.0	.0	.0	.0	.0	.0	.0	.0
1.3 Reinsurance ceded .....	.0	.0	.0	.0	.0	.0	.0	.0	.0	.0
1.4 Net .....	73,289,120	828,591	.0	.0	.0	.0	.0	72,460,529	.0	.0
<b>2. Incurred but Unreported:</b>										
2.1 Direct .....	154,245,274	1,564,113	.0	.0	.0	.0	(10,168)	152,691,329	.0	.0
2.2 Reinsurance assumed .....	.0	.0	.0	.0	.0	.0	.0	.0	.0	.0
2.3 Reinsurance ceded .....	.0	.0	.0	.0	.0	.0	.0	.0	.0	.0
2.4 Net .....	154,245,274	1,564,113	.0	.0	.0	.0	(10,168)	152,691,329	.0	.0
<b>3. Amounts Withheld from Paid Claims and Capitations:</b>										
3.1 Direct .....	.0	.0	.0	.0	.0	.0	.0	.0	.0	.0
3.2 Reinsurance assumed .....	.0	.0	.0	.0	.0	.0	.0	.0	.0	.0
3.3 Reinsurance ceded .....	.0	.0	.0	.0	.0	.0	.0	.0	.0	.0
3.4 Net .....	.0	.0	.0	.0	.0	.0	.0	.0	.0	.0
<b>4. TOTALS:</b>										
4.1 Direct .....	227,534,394	2,392,704	.0	.0	.0	.0	(10,168)	225,151,858	.0	.0
4.2 Reinsurance assumed .....	.0	.0	.0	.0	.0	.0	.0	.0	.0	.0
4.3 Reinsurance ceded .....	.0	.0	.0	.0	.0	.0	.0	.0	.0	.0
4.4 Net .....	227,534,394	2,392,704	0	0	0	0	(10,168)	225,151,858	0	0

ANNUAL STATEMENT FOR THE YEAR 2018 OF THE AmeriChoice of New Jersey, Inc.

**UNDERWRITING AND INVESTMENT EXHIBIT**

**PART 2B - ANALYSIS OF CLAIMS UNPAID - PRIOR YEAR - NET OF REINSURANCE**

Line of Business	Claims Paid During the Year		Claim Reserve and Claim Liability December 31 of Current Year		5	6
	1	2	3	4	Claims Incurred In Prior Years (Columns 1 + 3)	Estimated Claim Reserve and Claim Liability December 31 of Prior Year
	On Claims Incurred Prior to January 1 of Current Year	On Claims Incurred During the Year	On Claims Unpaid December 31 of Prior Year	On Claims Incurred During the Year		
1. Comprehensive (hospital and medical) .....	2,387,721	38,273,383	351,432	2,067,077	2,739,153	3,415,629
2. Medicare Supplement .....	0	0	0	0	0	0
3. Dental Only .....	0	0	0	0	0	0
4. Vision Only .....	0	0	0	0	0	0
5. Federal Employees Health Benefits Plan .....	0	0	0	0	0	0
6. Title XVIII - Medicare .....	(14,992)	0	(10,168)	0	(25,160)	(10,165)
7. Title XIX - Medicaid .....	188,683,532	2,160,320,956	16,214,732	211,956,625	204,898,264	214,311,579
8. Other health .....	0	0	0	0	0	0
9. Health subtotal (Lines 1 to 8) .....	191,056,261	2,198,594,339	16,555,996	214,023,702	207,612,257	217,717,043
10. Healthcare receivables (a) .....	11,230,192	22,456,922	0	781,929	11,230,192	22,004,896
11. Other non-health .....	0	0	0	0	0	0
12. Medical incentive pools and bonus amounts .....	411,194	2,601,513	63,278	3,443,038	474,472	6,616,254
13. Totals (Lines 9 - 10 + 11 + 12) .....	180,237,263	2,178,738,930	16,619,274	216,684,811	196,856,537	202,328,401

(a) Excludes \$ 200,000 loans or advances to providers not yet expensed.

ANNUAL STATEMENT FOR THE YEAR 2018 OF THE AmeriChoice of New Jersey, Inc.

**UNDERWRITING AND INVESTMENT EXHIBIT**

PART 2C - DEVELOPMENT OF PAID AND INCURRED HEALTH CLAIMS  
(\$000 Omitted)

Section A - Paid Health Claims - Comprehensive (Hospital & Medical)

Year in Which Losses Were Incurred	Cumulative Net Amounts Paid				
	1 2014	2 2015	3 2016	4 2017	5 2018
1. Prior	4,750	4,735	4,732	4,731	4,732
2. 2014	22,546	24,021	24,092	24,086	24,082
3. 2015	XXX	23,998	25,862	25,880	25,876
4. 2016	XXX	XXX	31,253	33,213	33,268
5. 2017	XXX	XXX	XXX	34,641	36,916
6. 2018	XXX	XXX	XXX	XXX	38,372

Section B - Incurred Health Claims - Comprehensive (Hospital & Medical)

Year in Which Losses Were Incurred	Sum of Cumulative Net Amount Paid and Claim Liability, Claim Reserve and Medical Incentive Pool and Bonuses Outstanding at End of Year				
	1 2014	2 2015	3 2016	4 2017	5 2018
1. Prior	5,055	4,735	4,732	4,731	4,732
2. 2014	24,489	24,300	24,092	24,086	24,082
3. 2015	XXX	25,797	26,165	25,880	25,876
4. 2016	XXX	XXX	34,111	33,491	33,268
5. 2017	XXX	XXX	XXX	37,779	37,267
6. 2018	XXX	XXX	XXX	XXX	40,439

Section C - Incurred Year Health Claims and Claims Adjustment Expense Ratio - Comprehensive (Hospital & Medical)

Years in which Premiums were Earned and Claims were Incurred	1 Premiums Earned	2 Claims Payment	3 Claim Adjustment Expense Payments	4 (Col. 3/2) Percent	5 Claim and Claim Adjustment Expense Payments (Col. 2 + 3)	6 (Col. 5/1) Percent	7 Claims Unpaid	8 Unpaid Claims Adjustment Expenses	9 Total Claims and Claims Adjustment Expense Incurred (Col. 5+7+8)	10 (Col. 9/1) Percent
1. 2014	58,392	24,082	0	0.0	24,082	41.2	0	0	24,082	41.2
2. 2015	25,343	25,876	0	0.0	25,876	102.1	0	0	25,876	102.1
3. 2016	30,710	33,268	1	0.0	33,269	108.3	0	0	33,269	108.3
4. 2017	33,837	36,916	226	0.6	37,142	109.8	351	3	37,496	110.8
5. 2018	40,119	38,372	1,620	4.2	39,992	99.7	2,067	20	42,079	104.9

ANNUAL STATEMENT FOR THE YEAR 2018 OF THE AmeriChoice of New Jersey, Inc.

**UNDERWRITING AND INVESTMENT EXHIBIT**

PART 2C - DEVELOPMENT OF PAID AND INCURRED HEALTH CLAIMS  
(\$000 Omitted)

**Section A - Paid Health Claims - Title XVIII**

Year in Which Losses Were Incurred	Cumulative Net Amounts Paid				
	1 2014	2 2015	3 2016	4 2017	5 2018
1. Prior	9,429	9,456	9,459	9,415	9,401
2. 2014	0	102	102	102	102
3. 2015	XXX	0	107	110	110
4. 2016	XXX	XXX	0	0	0
5. 2017	XXX	XXX	XXX	0	0
6. 2018	XXX	XXX	XXX	XXX	0

**Section B - Incurred Health Claims - Title XVIII**

Year in Which Losses Were Incurred	Sum of Cumulative Net Amount Paid and Claim Liability, Claim Reserve and Medical Incentive Pool and Bonuses Outstanding at End of Year				
	1 2014	2 2015	3 2016	4 2017	5 2018
1. Prior	9,787	9,456	9,459	9,415	9,401
2. 2014	0	(93)	102	102	102
3. 2015	XXX	0	279	110	110
4. 2016	XXX	XXX	0	(10)	0
5. 2017	XXX	XXX	XXX	0	(10)
6. 2018	XXX	XXX	XXX	XXX	0

**Section C - Incurred Year Health Claims and Claims Adjustment Expense Ratio - Title XVIII**

Years in which Premiums were Earned and Claims were Incurred	1 Premiums Earned	2 Claims Payment	3 Claim Adjustment Expense Payments	4 (Col. 3/2) Percent	5 Claim and Claim Adjustment Expense Payments (Col. 2 + 3)	6 (Col. 5/1) Percent	7 Claims Unpaid	8 Unpaid Claims Adjustment Expenses	9 Total Claims and Claims Adjustment Expense Incurred (Col. 5+7+8)	10 (Col. 9/1) Percent
1. 2014	1,139	102	0	0.0	102	9.0	0	0	102	9.0
2. 2015	1,315	110	0	0.0	110	8.4	0	0	110	8.4
3. 2016	(19)	0	0	0.0	0	0.0	0	0	0	0.0
4. 2017	13	0	0	0.0	0	0.0	(10)	0	(10)	(76.9)
5. 2018	(4)	0	0	0.0	0	0.0	0	0	0	0.0

ANNUAL STATEMENT FOR THE YEAR 2018 OF THE AmeriChoice of New Jersey, Inc.

**UNDERWRITING AND INVESTMENT EXHIBIT**

PART 2C - DEVELOPMENT OF PAID AND INCURRED HEALTH CLAIMS  
(\$000 Omitted)

**Section A - Paid Health Claims - Title XIX**

Year in Which Losses Were Incurred	Cumulative Net Amounts Paid				
	1 2014	2 2015	3 2016	4 2017	5 2018
1. Prior	113,912	115,821	115,742	113,103	113,678
2. 2014	1,403,415	1,571,814	1,568,043	1,566,248	1,569,157
3. 2015	XXX	1,764,089	1,925,454	1,922,021	1,920,203
4. 2016	XXX	XXX	1,883,450	2,057,981	2,061,309
5. 2017	XXX	XXX	XXX	2,032,248	2,219,969
6. 2018	XXX	XXX	XXX	XXX	2,159,269

**Section B - Incurred Health Claims - Title XIX**

Year in Which Losses Were Incurred	Sum of Cumulative Net Amount Paid and Claim Liability, Claim Reserve and Medical Incentive Pool and Bonuses Outstanding at End of Year				
	1 2014	2 2015	3 2016	4 2017	5 2018
1. Prior	120,770	115,821	115,742	113,103	113,678
2. 2014	1,592,662	1,578,150	1,568,043	1,566,248	1,569,157
3. 2015	XXX	1,943,327	1,931,490	1,922,021	1,920,203
4. 2016	XXX	XXX	2,096,233	2,077,259	2,061,309
5. 2017	XXX	XXX	XXX	2,233,898	2,236,247
6. 2018	XXX	XXX	XXX	XXX	2,374,669

**Section C - Incurred Year Health Claims and Claims Adjustment Expense Ratio - Title XIX**

Years in which Premiums were Earned and Claims were Incurred	1 Premiums Earned	2 Claims Payment	3 Claim Adjustment Expense Payments	4 (Col. 3/2) Percent	5 Claim and Claim Adjustment Expense Payments (Col. 2 + 3)	6 (Col. 5/1) Percent	7 Claims Unpaid	8 Unpaid Claims Adjustment Expenses	9 Total Claims and Claims Adjustment Expense Incurred (Col. 5+7+8)	10 (Col. 9/1) Percent
1. 2014	1,929,986	1,569,157	.62	0.0	1,569,219	81.3	.0	.0	1,569,219	81.3
2. 2015	2,365,304	1,920,203	.0	0.0	1,920,203	81.2	.0	.0	1,920,203	81.2
3. 2016	2,518,529	2,061,309	.60	0.0	2,061,369	81.8	.0	.0	2,061,369	81.8
4. 2017	2,535,297	2,219,969	13,897	0.6	2,233,866	88.1	16,278	165	2,250,309	88.8
5. 2018	2,674,348	2,159,269	91,344	4.2	2,250,613	84.2	215,400	2,186	2,468,199	92.3

ANNUAL STATEMENT FOR THE YEAR 2018 OF THE AmeriChoice of New Jersey, Inc.

**UNDERWRITING AND INVESTMENT EXHIBIT**

PART 2C - DEVELOPMENT OF PAID AND INCURRED HEALTH CLAIMS  
(\$000 Omitted)

**Section A - Paid Health Claims - Grand Total**

Year in Which Losses Were Incurred	Cumulative Net Amounts Paid				
	1 2014	2 2015	3 2016	4 2017	5 2018
1. Prior	128,091	130,012	129,933	127,249	127,811
2. 2014	1,425,961	1,595,937	1,592,237	1,590,436	1,593,341
3. 2015	XXX	1,788,067	1,951,423	1,948,011	1,946,189
4. 2016	XXX	XXX	1,914,703	2,091,194	2,094,577
5. 2017	XXX	XXX	XXX	2,066,889	2,256,885
6. 2018	XXX	XXX	XXX	XXX	2,197,641

**Section B - Incurred Health Claims - Grand Total**

Year in Which Losses Were Incurred	Sum of Cumulative Net Amount Paid and Claim Liability, Claim Reserve and Medical Incentive Pool and Bonuses Outstanding at End of Year				
	1 2014	2 2015	3 2016	4 2017	5 2018
1. Prior	135,612	130,012	129,933	127,249	127,811
2. 2014	1,617,151	1,602,357	1,592,237	1,590,436	1,593,341
3. 2015	XXX	1,969,124	1,957,934	1,948,011	1,946,189
4. 2016	XXX	XXX	2,130,344	2,110,740	2,094,577
5. 2017	XXX	XXX	XXX	2,271,677	2,273,504
6. 2018	XXX	XXX	XXX	XXX	2,415,108

**Section C - Incurred Year Health Claims and Claims Adjustment Expense Ratio - Grand Total**

Years in which Premiums were Earned and Claims were Incurred	1 Premiums Earned	2 Claims Payment	3 Claim Adjustment Expense Payments	4 (Col. 3/2) Percent	5 Claim and Claim Adjustment Expense Payments (Col. 2 + 3)	6 (Col. 5/1) Percent	7 Claims Unpaid	8 Unpaid Claims Adjustment Expenses	9 Total Claims and Claims Adjustment Expense Incurred (Col. 5+7+8)	10 (Col. 9/1) Percent
1. 2014	1,989,517	1,593,341	.62	0.0	1,593,403	80.1	.0	.0	1,593,403	80.1
2. 2015	2,391,962	1,946,189	.0	0.0	1,946,189	81.4	.0	.0	1,946,189	81.4
3. 2016	2,549,220	2,094,577	.61	0.0	2,094,638	82.2	.0	.0	2,094,638	82.2
4. 2017	2,569,147	2,256,885	.14, 123	0.6	2,271,008	88.4	16,619	168	2,287,795	89.0
5. 2018	2,714,463	2,197,641	92,964	4.2	2,290,605	84.4	217,467	2,206	2,510,278	92.5

ANNUAL STATEMENT FOR THE YEAR 2018 OF THE AmeriChoice of New Jersey, Inc.

**UNDERWRITING AND INVESTMENT EXHIBIT**

**PART 2D - AGGREGATE RESERVE FOR ACCIDENT AND HEALTH CONTRACTS ONLY**

	1	2	3	4	5	6	7	8	9
	Total	Comprehensive (Hospital & Medical)	Medicare Supplement	Dental Only	Vision Only	Federal Employees Health Benefits Plan	Title XVIII Medicare	Title XIX Medicaid	Other
1. Unearned premium reserves .....	0	0	0	0	0	0	0	0	0
2. Additional policy reserves (a) .....	13,909,000	0	0	0	0	0	0	13,909,000	0
3. Reserve for future contingent benefits .....	0	0	0	0	0	0	0	0	0
4. Reserve for rate credits or experience rating refunds (including \$ .....0 ) for investment income .....	1,700,000	0	0	0	0	0	0	1,700,000	0
5. Aggregate write-ins for other policy reserves .....	0	0	0	0	0	0	0	0	0
6. Totals (gross) .....	15,609,000	0	0	0	0	0	0	15,609,000	0
7. Reinsurance ceded .....	0	0	0	0	0	0	0	0	0
8. Totals (Net)(Page 3, Line 4) .....	15,609,000	0	0	0	0	0	0	15,609,000	0
9. Present value of amounts not yet due on claims .....	0	0	0	0	0	0	0	0	0
10. Reserve for future contingent benefits .....	3,045,304	25,805	0	0	0	0	0	3,019,499	0
11. Aggregate write-ins for other claim reserves .....	0	0	0	0	0	0	0	0	0
12. Totals (gross) .....	3,045,304	25,805	0	0	0	0	0	3,019,499	0
13. Reinsurance ceded .....	0	0	0	0	0	0	0	0	0
14. Totals (Net)(Page 3, Line 7) .....	3,045,304	25,805	0	0	0	0	0	3,019,499	0
<b>DETAILS OF WRITE-INS</b>									
0501. ....									
0502. ....									
0503. ....									
0598. Summary of remaining write-ins for Line 5 from overflow page .....	0	0	0	0	0	0	0	0	0
0599. Totals (Lines 0501 thru 0503 plus 0598) (Line 5 above) .....	0	0	0	0	0	0	0	0	0
1101. ....									
1102. ....									
1103. ....									
1198. Summary of remaining write-ins for Line 11 from overflow page .....	0	0	0	0	0	0	0	0	0
1199. Totals (Lines 1101 thru 1103 plus 1198) (Line 11 above) .....	0	0	0	0	0	0	0	0	0

(a) Includes \$ .....13,909,000 premium deficiency reserve.



**UNDERWRITING AND INVESTMENT EXHIBIT**

**PART 3 - ANALYSIS OF EXPENSES**

	Claim Adjustment Expenses		3 General Administrative Expenses	4 Investment Expenses	5 Total
	1 Cost Containment Expenses	2 Other Claim Adjustment Expenses			
1. Rent (\$ .....0 for occupancy of own building) .....	2,072,440	1,150,985	4,200,130	0	7,423,555
2. Salary, wages and other benefits .....	36,827,840	20,445,997	74,937,191	0	132,211,028
3. Commissions (less \$ .....0 ceded plus \$ .....0 assumed) .....	0	0	0	0	0
4. Legal fees and expenses .....	420,544	233,560	852,299	0	1,506,403
5. Certifications and accreditation fees .....	0	0	0	0	0
6. Auditing, actuarial and other consulting services .....	3,541,427	1,966,825	7,270,671	0	12,778,923
7. Traveling expenses .....	1,138,114	632,082	2,306,569	0	4,076,765
8. Marketing and advertising .....	2,182,983	1,212,377	4,424,162	0	7,819,522
9. Postage, express and telephone .....	2,130,519	1,183,240	4,317,837	0	7,631,596
10. Printing and office supplies .....	2,318,669	1,287,734	4,699,152	0	8,305,555
11. Occupancy, depreciation and amortization .....	980,697	544,656	1,987,539	0	3,512,892
12. Equipment .....	302,915	168,232	613,905	0	1,085,052
13. Cost or depreciation of EDP equipment and software .....	4,214,535	2,340,654	8,541,427	0	15,096,616
14. Outsourced services including EDP, claims, and other services .....	3,789,787	2,241,346	7,579,768	0	13,610,901
15. Boards, bureaus and association fees .....	60,405	33,547	122,420	0	216,372
16. Insurance, except on real estate .....	301,230	167,296	610,491	0	1,079,017
17. Collection and bank service charges .....	189,393	105,184	383,835	0	678,412
18. Group service and administration fees .....	974,591	541,265	1,975,165	0	3,491,021
19. Reimbursements by uninsured plans .....	0	0	0	0	0
20. Reimbursements from fiscal intermediaries .....	0	0	0	0	0
21. Real estate expenses .....	0	0	0	0	0
22. Real estate taxes .....	79,610	48,451	164,993	0	293,054
23. Taxes, licenses and fees:					
23.1 State and local insurance taxes .....	0	0	3,853,029	0	3,853,029
23.2 State premium taxes .....	0	0	0	0	0
23.3 Regulatory authority licenses and fees .....	0	0	94,458,112	0	94,458,112
23.4 Payroll taxes .....	1,681,182	1,023,174	3,484,266	0	6,188,622
23.5 Other (excluding federal income and real estate taxes) .....	0	0	0	0	0
24. Investment expenses not included elsewhere .....	0	0	0	266,668	266,668
25. Aggregate write-ins for expenses .....	5,881,390	2,779,767	10,920,532	0	19,581,689
26. Total expenses incurred (Lines 1 to 25) .....	69,088,271	38,106,372	237,703,493	266,668	(a) 345,164,804
27. Less expenses unpaid December 31, current year .....	1,530,601	844,220	33,171,993	74,730	35,621,544
28. Add expenses unpaid December 31, prior year .....	1,532,973	857,014	32,366,927	79,365	34,836,279
29. Amounts receivable relating to uninsured plans, prior year .....	0	0	0	0	0
30. Amounts receivable relating to uninsured plans, current year .....	0	0	5,901	0	5,901
31. Total expenses paid (Lines 26 minus 27 plus 28 minus 29 plus 30) .....	69,090,643	38,119,166	236,904,328	271,303	344,385,440
<b>DETAILS OF WRITE-INS</b>					
2501. Information Technology .....	190,430	105,761	385,937	0	682,128
2502. Interest .....	33,949	18,855	845,515	0	898,319
2503. Managed Care & Network Access .....	871,786	17,955	65,521	0	955,262
2598. Summary of remaining write-ins for Line 25 from overflow page .....	4,785,225	2,637,196	9,623,559	0	17,045,980
2599. Totals (Lines 2501 thru 2503 plus 2598)(Line 25 above) .....	5,881,390	2,779,767	10,920,532	0	19,581,689

(a) Includes management fees of \$ .....172,384,910 to affiliates and \$ .....0 to non-affiliates.

**EXHIBIT OF NET INVESTMENT INCOME**

	1	2
	Collected During Year	Earned During Year
1. U.S. government bonds	580,401	623,614
1.1 Bonds exempt from U.S. tax	0	0
1.2 Other bonds (unaffiliated)	10,655,032	10,845,983
1.3 Bonds of affiliates	0	0
2.1 Preferred stocks (unaffiliated)	0	0
2.11 Preferred stocks of affiliates	0	0
2.2 Common stocks (unaffiliated)	0	0
2.21 Common stocks of affiliates	0	0
3. Mortgage loans	0	0
4. Real estate	0	0
5. Contract Loans	0	0
6. Cash, cash equivalents and short-term investments	1,397,001	1,399,652
7. Derivative instruments	0	0
8. Other invested assets	0	0
9. Aggregate write-ins for investment income	0	0
10. Total gross investment income	12,632,434	12,869,249
11. Investment expenses		(g) 266,668
12. Investment taxes, licenses and fees, excluding federal income taxes		(g) 0
13. Interest expense		(h) 2,339
14. Depreciation on real estate and other invested assets		(i) 0
15. Aggregate write-ins for deductions from investment income		0
16. Total deductions (Lines 11 through 15)		269,007
17. Net investment income (Line 10 minus Line 16)		12,600,242
<b>DETAILS OF WRITE-INS</b>		
0901.		
0902.		
0903.		
0998. Summary of remaining write-ins for Line 9 from overflow page	0	0
0999. Totals (Lines 0901 thru 0903 plus 0998) (Line 9, above)	0	0
1501.		
1502.		
1503.		
1598. Summary of remaining write-ins for Line 15 from overflow page		0
1599. Totals (Lines 1501 thru 1503 plus 1598) (Line 15, above)		0

- (a) Includes \$ 193,825 accrual of discount less \$ 2,570,143 amortization of premium and less \$ 60,884 paid for accrued interest on purchases.
- (b) Includes \$ 0 accrual of discount less \$ 0 amortization of premium and less \$ 0 paid for accrued dividends on purchases.
- (c) Includes \$ 0 accrual of discount less \$ 0 amortization of premium and less \$ 0 paid for accrued interest on purchases.
- (d) Includes \$ 0 for company's occupancy of its own buildings; and excludes \$ 0 interest on encumbrances.
- (e) Includes \$ 0 accrual of discount less \$ 9,773 amortization of premium and less \$ 0 paid for accrued interest on purchases.
- (f) Includes \$ 0 accrual of discount less \$ 0 amortization of premium.
- (g) Includes \$ 266,668 investment expenses and \$ 0 investment taxes, licenses and fees, excluding federal income taxes, attributable to segregated and Separate Accounts.
- (h) Includes \$ 0 interest on surplus notes and \$ 0 interest on capital notes.
- (i) Includes \$ 0 depreciation on real estate and \$ 0 depreciation on other invested assets.

**EXHIBIT OF CAPITAL GAINS (LOSSES)**

	1	2	3	4	5
	Realized Gain (Loss) On Sales or Maturity	Other Realized Adjustments	Total Realized Capital Gain (Loss) (Columns 1 + 2)	Change in Unrealized Capital Gain (Loss)	Change in Unrealized Foreign Exchange Capital Gain (Loss)
1. U.S. Government bonds	0	0	0	0	0
1.1 Bonds exempt from U.S. tax	0	0	0	0	0
1.2 Other bonds (unaffiliated)	(105,838)	(24,953)	(130,791)	0	0
1.3 Bonds of affiliates	0	0	0	0	0
2.1 Preferred stocks (unaffiliated)	0	0	0	0	0
2.11 Preferred stocks of affiliates	0	0	0	0	0
2.2 Common stocks (unaffiliated)	0	0	0	0	0
2.21 Common stocks of affiliates	0	0	0	0	0
3. Mortgage loans	0	0	0	0	0
4. Real estate	0	0	0	0	0
5. Contract loans	0	0	0	0	0
6. Cash, cash equivalents and short-term investments	(59)	0	(59)	0	0
7. Derivative instruments	0	0	0	0	0
8. Other invested assets	0	0	0	0	0
9. Aggregate write-ins for capital gains (losses)	0	0	0	0	0
10. Total capital gains (losses)	(105,897)	(24,953)	(130,850)	0	0
<b>DETAILS OF WRITE-INS</b>					
0901.					
0902.					
0903.					
0998. Summary of remaining write-ins for Line 9 from overflow page	0	0	0	0	0
0999. Totals (Lines 0901 thru 0903 plus 0998) (Line 9, above)	0	0	0	0	0

**EXHIBIT OF NON-ADMITTED ASSETS**

	1	2	3
	Current Year Total Nonadmitted Assets	Prior Year Total Nonadmitted Assets	Change in Total Nonadmitted Assets (Col. 2 - Col. 1)
1. Bonds (Schedule D) .....	.0	.0	.0
2. Stocks (Schedule D):			
2.1 Preferred stocks .....	.0	.0	.0
2.2 Common stocks .....	.0	.0	.0
3. Mortgage loans on real estate (Schedule B):			
3.1 First liens .....	.0	.0	.0
3.2 Other than first liens .....	.0	.0	.0
4. Real estate (Schedule A):			
4.1 Properties occupied by the company .....	.0	.0	.0
4.2 Properties held for the production of income .....	.0	.0	.0
4.3 Properties held for sale .....	.0	.0	.0
5. Cash (Schedule E - Part 1), cash equivalents (Schedule E - Part 2) and short-term investments (Schedule DA) .....	.0	.0	.0
6. Contract loans .....	.0	.0	.0
7. Derivatives (Schedule DB) .....	.0	.0	.0
8. Other invested assets (Schedule BA) .....	.0	.0	.0
9. Receivables for securities .....	.0	.0	.0
10. Securities lending reinvested collateral assets (Schedule DL) .....	.0	.0	.0
11. Aggregate write-ins for invested assets .....	.0	.0	.0
12. Subtotals, cash and invested assets (Lines 1 to 11) .....	.0	.0	.0
13. Title plants (for Title insurers only) .....	.0	.0	.0
14. Investment income due and accrued .....	.0	.0	.0
15. Premiums and considerations:			
15.1 Uncollected premiums and agents' balances in the course of collection .....	.0	.0	.0
15.2 Deferred premiums, agents' balances and installments booked but deferred and not yet due .....	.0	.0	.0
15.3 Accrued retrospective premiums and contracts subject to redetermination .....	.0	.0	.0
16. Reinsurance:			
16.1 Amounts recoverable from reinsurers .....	.0	.0	.0
16.2 Funds held by or deposited with reinsured companies .....	.0	.0	.0
16.3 Other amounts receivable under reinsurance contracts .....	.0	.0	.0
17. Amounts receivable relating to uninsured plans .....	.0	.0	.0
18.1 Current federal and foreign income tax recoverable and interest thereon .....	.0	.0	.0
18.2 Net deferred tax asset .....	.0	.0	.0
19. Guaranty funds receivable or on deposit .....	.0	.0	.0
20. Electronic data processing equipment and software .....	.0	.0	.0
21. Furniture and equipment, including health care delivery assets .....	.0	.0	.0
22. Net adjustment in assets and liabilities due to foreign exchange rates .....	.0	.0	.0
23. Receivable from parent, subsidiaries and affiliates .....	.0	.0	.0
24. Health care and other amounts receivable .....	25,849,240	10,929,103	(14,920,137)
25. Aggregate write-ins for other than invested assets .....	11,059	10,142	(917)
26. Total assets excluding Separate Accounts, Segregated Accounts and Protected Cell Accounts (Lines 12 to 25) .....	25,860,299	10,939,245	(14,921,054)
27. From Separate Accounts, Segregated Accounts and Protected Cell Accounts .....	.0	.0	.0
28. Total (Lines 26 and 27) .....	25,860,299	10,939,245	(14,921,054)
<b>DETAILS OF WRITE-INS</b>			
1101. ....			
1102. ....			
1103. ....			
1198. Summary of remaining write-ins for Line 11 from overflow page .....	.0	.0	.0
1199. Totals (Lines 1101 thru 1103 plus 1198)(Line 11 above) .....	0	0	0
2501. Miscellaneous Receivables .....	11,059	10,142	(917)
2502. ....			
2503. ....			
2598. Summary of remaining write-ins for Line 25 from overflow page .....	.0	.0	.0
2599. Totals (Lines 2501 thru 2503 plus 2598)(Line 25 above) .....	11,059	10,142	(917)

ANNUAL STATEMENT FOR THE YEAR 2018 OF THE AmeriChoice of New Jersey, Inc.

**EXHIBIT 1 - ENROLLMENT BY PRODUCT TYPE FOR HEALTH BUSINESS ONLY**

Source of Enrollment	Total Members at End of					6 Current Year Member Months
	1 Prior Year	2 First Quarter	3 Second Quarter	4 Third Quarter	5 Current Year	
1. Health Maintenance Organizations .....	482,719	485,215	491,289	484,257	469,999	5,811,442
2. Provider Service Organizations .....	0	0	0	0	0	0
3. Preferred Provider Organizations .....	0	0	0	0	0	0
4. Point of Service .....	0	0	0	0	0	0
5. Indemnity Only .....	0	0	0	0	0	0
6. Aggregate write-ins for other lines of business.....	0	0	0	0	0	0
7. Total	482,719	485,215	491,289	484,257	469,999	5,811,442
<b>DETAILS OF WRITE-INS</b>						
0601. ....						
0602. ....						
0603. ....						
0698. Summary of remaining write-ins for Line 6 from overflow page.....	0	0	0	0	0	0
0699. Totals (Lines 0601 thru 0603 plus 0698) (Line 6 above)	0	0	0	0	0	0

## AMERICHoice OF NEW JERSEY, INC.

**NOTES TO STATUTORY BASIS FINANCIAL STATEMENTS  
AS OF AND FOR THE YEARS ENDED DECEMBER 31, 2018 AND 2017**
**1. SUMMARY OF SIGNIFICANT ACCOUNTING POLICIES AND GOING CONCERN****Organization and Operation**

AmeriChoice of New Jersey, Inc. (the "Company"), licensed as a health maintenance organization ("HMO") offers its enrollees a variety of managed care programs and products through contractual arrangements with health care providers. The Company is a wholly owned subsidiary of AmeriChoice Corporation, Inc. ("AmeriChoice"). AmeriChoice is a wholly owned subsidiary of UnitedHealth Group Incorporated ("UnitedHealth Group"). UnitedHealth Group is a publicly held company trading on the New York Stock Exchange.

The Company was incorporated on October 17, 1994 as an HMO and operations commenced in February 1996. The Company is certified as an HMO by the State of New Jersey Department of Banking and Insurance (the "Department"). The Company has entered into contracts with physicians, hospitals, and other health care provider organizations to deliver health care services for all enrollees.

The Company has a contract with the State of New Jersey, Division of Medical Assistance and Health Services, to provide health care services to Medicaid and FamilyCare (a program for uninsured children and adults) eligible beneficiaries in New Jersey. The current contract is effective through June 30, 2019, and is subject to annual renewal provisions thereafter.

**A. Accounting Practices**

The statutory basis financial statements of the Company are presented on the basis of accounting practices prescribed or permitted by the Department.

The Department recognizes only statutory accounting practices prescribed or permitted by the State of New Jersey, for determining and reporting the financial condition and results of operations of an HMO for determining its solvency under New Jersey Insurance Law. The state prescribes the use of the National Association of Insurance Commissioners' ("NAIC") Accounting Practices and Procedures manual ("NAIC SAP") in effect for the accounting periods covered in the statutory basis financial statements.

No significant differences exist between the practices prescribed or permitted by the State of New Jersey and the NAIC SAP which materially affect the statutory basis net income and capital and surplus, as illustrated in the table below:

	SSAP #	F/S Page #	F/S Line #	2018	2017
<b>Net Income</b>					
(1) Company state basis (Page 4, Line 32, Columns 2 & 3)	XXX	XXX	XXX	\$ (26,072,006)	\$ 45,635,098
(2) State prescribed practices that are an increase/(decrease) from NAIC SAP: None				-	-
(3) State permitted practices that are an increase/(decrease) from NAIC SAP: None				-	-
(4) NAIC SAP (1 - 2 - 3 = 4)	XXX	XXX	XXX	<u>\$ (26,072,006)</u>	<u>\$ 45,635,098</u>
<b>Capital and Surplus</b>					
(5) Company state basis (Page 3, Line 33, Columns 3 & 4)	XXX	XXX	XXX	\$ 283,267,370	\$ 318,688,835
(6) State prescribed practices that are an increase/(decrease) from NAIC SAP: None				-	-
(7) State permitted practices that are an increase/(decrease) from NAIC SAP: None				-	-
(8) NAIC SAP (5 - 6 - 7 = 8)	XXX	XXX	XXX	<u>\$ 283,267,370</u>	<u>\$ 318,688,835</u>

**B. Use of Estimates in the Preparation of the Statutory Basis Financial Statements**

The preparation of these statutory basis financial statements in conformity with the NAIC Annual Statement Instructions and the NAIC SAP include certain amounts that are based on the Company's estimates and judgments. These estimates require the Company to apply complex assumptions and judgments, often because the Company must make estimates about the effects of matters that are inherently uncertain and will change in subsequent periods. The most significant estimates relate to hospital and medical benefits, claims unpaid, aggregate health policy reserves (including premium deficiency reserves) and aggregate health claim reserve (collectively known as "aggregate health reserves"). The Company adjusts these estimates each period as more current information becomes available. The impact of any changes in estimates is included in the determination of net income in the period in which the estimate is adjusted.

**C. Accounting Policy**

**Basis of Presentation** — The Company prepares its statutory basis financial statements on the basis of accounting practices prescribed or permitted by the Department. These statutory practices differ from accounting principles generally accepted in the United States of America ("GAAP").

Accounting policy disclosures that are required by the NAIC Annual Statement instructions are as follows:

- (1–2) Bonds and short-term investments are stated at book/adjusted carrying value if they meet NAIC designation of one or two and stated at the lower of book/adjusted carrying value or fair value if they meet an NAIC designation of three or higher. The Company does not have any mandatory convertible securities or Securities Valuation Office of the NAIC ("SVO") identified funds (i.e.: exchange traded funds or bond mutual funds) in its bond portfolio. Amortization of bond premium or accretion of discount is calculated using the constant-yield interest method. Bonds and short-term investments are valued and reported using market prices published by the SVO in accordance with the NAIC Valuation of Securities manual prepared by the SVO or an external pricing service;
- (3–4) The Company holds no common or preferred stock;
- (5) The Company holds no mortgage loans on real estate;
- (6) U.S. government and agency securities and corporate debt securities include loan-backed securities (mortgage-backed securities and asset-backed securities), which are valued using the retrospective adjustment methodology. Prepayment assumptions for the determination of the book/adjusted carrying value, commonly referred to as amortized cost, of loan-backed securities are based on a three-month constant prepayment rate history obtained from external data source vendors. The Company's investment policy limits investments in nonagency residential mortgage-backed securities, including home equity and sub-prime mortgages, to 10% of total cash and invested assets. Total combined investments in mortgage-backed securities and asset-backed securities cannot exceed more than 30% of total cash and invested assets;
- (7) The Company holds no investments in subsidiaries, controlled, or affiliated entities;
- (8) The Company has no investment interests with respect to joint ventures, partnerships, or limited liability companies;
- (9) The Company holds no derivatives;
- (10) Premium deficiency reserves (inclusive of conversion reserves) and the related expenses are recognized when it is probable that expected future health care expenses, claims adjustment expenses ("CAE"), direct administration costs, and an allocation of indirect administration costs under a group of existing contracts will exceed anticipated future premiums and reinsurance recoveries considered over the remaining lives of the contracts, and are recorded as aggregate health policy reserves in the statutory basis statements of admitted assets, liabilities, and capital and surplus. Indirect administration costs arise from activities that are not specifically identifiable to a specific group of existing contracts, and therefore, those costs are fully allocated among the various contract groupings. The allocation of indirect administration costs to each contract grouping is made proportionately to the expected margins remaining in the premiums after future health care expenses, CAE, and direct administration costs are considered. The methods for making such estimates and for establishing the resulting reserves are periodically reviewed and updated, and any adjustments are reflected as an increase decrease in reserves for accident and health contracts in the statutory basis statements of operations in the period in which the change in estimate is identified. The Company anticipates investment income as a factor in the premium deficiency calculation (see Note 30);

- (11) CAE are those costs expected to be incurred in connection with the adjustment and recording of accident and health claims. Pursuant to the terms of the management agreement ("Agreement") (see Note 10), the Company pays a management fee to its affiliate, United HealthCare Services, Inc. ("UHS"), in exchange for administrative and management services. A detailed review of the administrative expenses of the Company and UHS is performed to determine the allocation between CAE and general administrative expenses ("GAE") to be reported in the statutory basis statement of operations. It is the responsibility of UHS to pay CAE in the event the Company ceases operations. The Company has recorded an estimate of unpaid CAE associated with incurred but unpaid claims, which is included in unpaid CAE in the statutory basis statements of admitted assets, liabilities, and capital and surplus. Management believes the amount of the liability for unpaid CAE as of December 31, 2018 is adequate to cover the Company's cost for the adjustment and recording of unpaid claims; however, actual expenses may differ from those established estimates. Adjustments to the estimates for unpaid CAE are reflected in operating results in the period in which the change in estimate is identified;
- (12) The Company does not carry any fixed assets on the statutory basis financial statements;
- (13) Health care and other amounts receivable consist of pharmacy rebates receivable estimated based on the most currently available data from the Company's claims processing systems and from data provided by the Company's affiliated pharmaceutical benefit manager, OptumRx, Inc. ("OptumRx"). Health care and other amounts receivable also include receivables for amounts due to the Company for provider advances and claim overpayments to providers. Health care and other amounts receivable are considered nonadmitted assets under the NAIC SAP if they do not meet admissibility requirements. Accordingly, the Company has excluded receivables that do not meet the admissibility criteria from the statutory basis statements of admitted assets, liabilities, and capital and surplus (see Note 28).

The Company has also deemed the following to be significant accounting policies and/or differences between statutory practices and GAAP:

#### **ASSETS**

##### ***Cash and Invested Assets***

- Bonds include U.S. government and agency securities, state and agency municipal securities, city and county municipal securities, and corporate debt securities, with a maturity of greater than one year at the time of purchase;
- Certain debt investments categorized as available-for-sale or held-to-maturity under GAAP are presented at the lower of book/adjusted carrying value or fair value in accordance with the NAIC designations in the statutory basis financial statements, whereas under GAAP, these investments are shown at fair value or book/adjusted carrying value, respectively;
- Cash (overdrafts), cash equivalents, and short-term investments in the statutory basis financial statements represent cash balances and investments with original maturities of one year or less from the time of acquisition, whereas under GAAP, the corresponding caption of cash, cash equivalents, and short-term investments includes cash balances and investments that will mature in one year or less from the balance sheet date;
- Cash represents cash held by the Company in operating accounts with a maturity date of less than one year from acquisition. Claims and other payments are made from the operating accounts daily. Cash overdrafts are a result of timing differences in funding disbursement accounts for claims payments;
- Outstanding checks are required to be netted against cash balances or presented as cash overdrafts if in excess of cash balances in the statutory basis statements of admitted assets, liabilities, and capital and surplus as opposed to being presented as other liabilities under GAAP;
- Cash equivalents represent money market funds and are reported at fair value or net asset value ("NAV") as a practical expedient;

- Short-term investments represent corporate debt securities. Short term investments have a maturity of greater than three months, but less than one year at the time of purchase. Short term investments also consist of the Company's share of an investment pool sponsored and administered by UHS. The investment pool consists principally of investments with original maturities of less than one year, with the average life of the individual investments being less than 60 days. The Company's share of the pool represents an undivided ownership interest in the pool and is immediately convertible to cash at no cost or penalty. The participants within the pool have an individual fund number to track those investments owned by the Company. In addition, the Company is listed as a participant in the executed custodial agreement between UHS and the custodian whereby the Company's share in the investment pool is segregated and separately maintained. The pool is primarily invested in government obligations, commercial paper, certificates of deposit, and short term agency notes and is recorded at cost or book/adjusted carrying value depending on the composition of the underlying securities. Interest income from the pool accrues daily to participating members based upon ownership percentage;
- Realized capital losses on sales of investments are calculated based upon specific identification of the investments sold. These gains and losses are reported as net realized capital losses less capital gains tax benefit in the statutory basis statements of operations.
- The Company continually monitors the difference between amortized cost and estimated fair value of its investments. If any of the Company's investments experience a decline in value that the Company has determined is other-than-temporary, or if the Company has determined it will sell a security that is in an impaired status, the Company will record a realized loss in net realized capital losses less capital loss tax benefit in the statutory basis statements of operations. The new cost basis is not changed for subsequent recoveries in fair value. The prospective adjustment method is utilized for loan-backed securities for periods subsequent to the loss recognition. The Company has recorded an other-than-temporary impairments ("OTTIs") of \$24,953 and \$0 for the years ended December 31, 2018 and 2017, respectively.
- The statutory basis statements of cash flows reconcile cash, cash overdrafts, cash equivalents, and short-term investments, which includes restricted cash reserves, with original maturities of one year or less from the time of acquisition; whereas under GAAP, pursuant to Accounting Standards Update 2016-18, *Statement of Cash Flows, Restricted Cash*, the statements of cash flows reconcile the corresponding captions of cash, cash equivalents and restricted cash with maturities of three months or less. Short-term investments with a final maturity of one year or less from the balance sheet date are not included in the reconciliation of GAAP cash flows. In addition, there are classification differences within the presentation of the cash flow categories between GAAP and statutory reporting. The statutory basis statements of cash flows are prepared in accordance with the NAIC Annual Statement Instructions.

#### **Other Assets**

- **Investment Income Due and Accrued** — Investment income earned and due as of the reporting date, in addition to investment income earned but not paid or collected until subsequent periods, is reported as investment income due and accrued in the statutory basis statements of admitted assets, liabilities, and capital and surplus. The Company evaluates the collectability of the amounts due and accrued and amounts determined to be uncollectible are written off in the period in which the determination is made. In addition, the remaining balance is assessed for admissibility and any balance greater than 90 days past due is considered a nonadmitted asset.
- **Premiums and Considerations** — The Company reports uncollected premium balances from its insured members as premiums and considerations in the statutory basis statements of admitted assets, liabilities, and capital and surplus. Uncollected premium balances that are over 90 days past due, with the exception of amounts due from government insured plans, are considered nonadmitted assets. In addition to those balances, current balances are also considered nonadmitted if the corresponding balance greater than 90 days past due is deemed more than inconsequential.

The pay for performance program is based upon the Company's performance against various quality and operational measures established in the Company's contract with the State which is based on a stated percentage of total direct premiums written. Premium adjustments for the Medicaid performance guarantee program are accounted for as premium adjustments subject to redetermination (see Note 24).



- **Net Deferred Tax Asset** — The NAIC SAP provides for an amount to be recorded for deferred taxes on temporary differences between the financial reporting and tax bases of assets, subject to a valuation allowance and admissibility limitations on deferred tax assets (see Note 9). In addition, under the NAIC SAP, the change in deferred tax assets is recorded directly to unassigned surplus in the statutory basis financial statements, whereas under GAAP, the change in deferred tax assets is recorded as a component of the income tax provision within the income statement and is based on the ultimate recoverability of the deferred tax assets. Based on the admissibility criteria under the NAIC SAP, any deferred tax assets determined to be nonadmitted are charged directly to surplus and excluded from the statutory basis financial statements, whereas under GAAP, such assets are included in the balance sheet.
- **Other Assets** — State income tax recoverable represents amounts that are expected to be recovered as a result of an overpayment of estimated tax carrybacks, or items for which the reporting entity has authority to recover under a state regulation or statute.

#### **LIABILITIES**

- **Claims Unpaid and Aggregate Health Claim Reserves** — Claims unpaid and aggregate health claim reserves include claims processed but not yet paid, estimates for claims received but not yet processed, estimates for the costs of health care services enrollees have received but for which claims have not yet been submitted, and payments and liabilities for physician, hospital, and other medical costs disputes.

The estimates for incurred but not yet reported claims are developed using an actuarial process that is consistently applied, centrally controlled, and automated. The actuarial models consider factors such as historical submission and payment data, cost trends, customer and product mix, seasonality, utilization of health care services, contracted service rates, and other relevant factors. The Company estimates such liabilities for physician, hospital, and other medical cost disputes based upon an analysis of potential outcomes, assuming a combination of litigation and settlement strategies. These estimates may change as actuarial methods change or as underlying facts upon which estimates are based change. The Company did not change actuarial methods during 2018 and 2017. Management believes the amount of claims unpaid and aggregate health claim reserves is a best estimate of the Company's liability for unpaid claims and aggregate health claim reserves as of December 31, 2018; however, actual payments may differ from those established estimates.

The Company contracts with hospitals, physicians, and other providers of health care under capitated or discounted fee for service arrangements, including a hospital per diem to provide medical care services to enrollees. Some of these contracts are with related parties (see Note 10). Capitated providers are at risk for the cost of medical care services provided to the Company's enrollees; however, the Company is ultimately responsible for the provision of services to its enrollees should the capitated provider be unable to provide the contracted services.

- **Accrued Medical Incentive Pool and Bonus Amounts** — The Company has agreements with certain independent physicians and physician network organizations that provide for the establishment of a fund into which the Company places monthly premiums payable for members assigned to the physician. The Company manages the disbursement of funds from this account as well as reviews the utilization of nonprimary care medical services of members assigned to the physicians. Any surpluses in the fund are shared by the Company and the physician based upon predetermined risk-sharing percentage and the liability is included in accrued medical incentive pool and bonus amounts in the statutory basis statements of admitted assets, liabilities, and capital and surplus. The Company has incentive and bonus arrangements with providers that are based on quality, utilization, and/or various health outcome measures. The estimated amount due to providers that meet the established metrics is included in accrued medical incentive pool and bonus amounts in the statutory basis statements of admitted assets, liabilities, and capital and surplus.

- **Aggregate Health Policy Reserves** — The Company establishes a liability for estimated accrued retrospective and redetermination premiums due from the Company based on actuarial methods and assumptions for each respective contract (see Note 24). The liability also includes the estimated amount for premium deficiency reserves (see Note 30).
- **Premiums Received in Advance** – Premiums received, but prior to commencement of the service period, are recorded as premiums received in advance in the statutory basis statement of admitted assets, liabilities, and capital and surplus.
- **General Expenses Due or Accrued** — General expenses that are due as of the reporting date in addition to general expenses that have been incurred but are not due until a subsequent period are reported as general expenses due or accrued in the statutory basis statements of admitted assets, liabilities, and capital and surplus. General expenses due or accrued also include the amounts for unpaid assessments, premium taxes, and state income taxes.
- **Current Federal Income Taxes Payable** — The Company is included in the consolidated federal income tax return with its ultimate parent, UnitedHealth Group under which taxes approximate the amount that would have been computed on a separate company basis, with the exception of net operating losses and capital losses. For these losses, the Company receives a benefit at the federal rate in the current year for current taxable losses incurred in that year to the extent losses can be utilized in the consolidated federal income tax return of UnitedHealth Group. A liability for federal income taxes payable is recognized when its allocated intercompany estimated payments are less than its actual calculated obligation based on the Company's stand-alone federal income tax return (see Note 9).
- **Amounts Due to Parent and Affiliates, Net** — In the normal course of business, the Company has various transactions with related parties (see Note 10). The Company reports any unsettled amounts owed as amounts due to parent and affiliates, net, in the statutory basis statements of admitted assets, liabilities, and capital and surplus.

#### **CAPITAL AND SURPLUS AND MINIMUM STATUTORY REQUIREMENTS**

- **Nonadmitted Assets** — Certain assets, including certain health care and other amounts receivable, are considered nonadmitted assets under the NAIC SAP and are excluded from the statutory basis statements of admitted assets, liabilities, and capital and surplus and charged directly to unassigned surplus. Under GAAP, such assets are included in the balance sheet.

**Restricted Cash Reserves** — The New Jersey Administrative Code (“NJAC”) requires the Company to maintain a minimum insolvency deposit for administrative expenses with the State of New Jersey of \$2,133,666 and \$2,081,625 at June 30, 2018 and 2017, respectively. The Company held regulatory deposits in the amount of \$2,254,613 and \$2,224,166 as of December 31, 2018 and 2017, respectively, in compliance with the state requirements for qualification purposes as a domestic insurer. These restricted cash reserves consist principally of government obligations and are stated at book/adjusted carrying value, which approximates fair value. These restricted deposits are included in bonds and short-term investments in the statutory basis statements of admitted assets, liabilities, and capital and surplus. Interest earned on these deposits accrues to the Company.

The NJAC also requires the Company to maintain minimum insolvency claim deposits with the State of New Jersey of \$322,594,990 and \$326,151,122 for claim expenses at June 30, 2018 and 2017, respectively. The Company had bonds on deposit with the State of New Jersey with a book/adjusted carrying value of \$338,548,902 and \$329,499,553 as of December 31, 2018 and 2017, respectively, which was in compliance with the requirement for both years. This reserve is included in bonds in the statutory basis statements of admitted assets, liabilities, and capital and surplus. Interest earned on this deposit accrues to the Company.

- **Minimum Capital and Surplus** — Under the laws of the State of New Jersey, the Department requires the Company to maintain a minimum capital and surplus equal to the greater of \$2,133,666; 2% of the first \$150 million of annual premium revenue and 1% of annual premium revenue over \$150 million; three months of uncovered health care expenditures; or an amount equal to the sum of 8% of the annual health care expenditures (not including those expenditures paid on a capitated basis or those on a managed hospital plan basis), plus 4% of the annual hospital expenditures paid on a managed hospital payment basis. The minimum capital and surplus requirement was \$208,915,517 and \$196,673,476, for December 31, 2018 and 2017, respectively, which was based on health care expenditures, as that produced the highest minimum requirement. The Company has \$283,267,370 and \$318,688,835 in total statutory surplus as of December 31, 2018 and 2017, respectively, which is in compliance with the required amount.

Risk-based capital ("RBC") is a regulatory tool for measuring the minimum amount of capital appropriate for a managed care organization to support its overall business operations in consideration of its size and risk profile. The Department requires the Company to maintain minimum capital and surplus equal to the greater of the state statute as outlined above, or the company action level as calculated by the RBC formula or the level needed to avoid action pursuant to the trend test in the RBC formula. The Company is in compliance with the required amount.

- **Section 9010 ACA Subsequent Fee Year Assessment** — The Company is subject to the Section 9010 ACA subsequent fee year assessment. Under the NAIC SAP, an amount equal to the estimated subsequent year fee must be apportioned out of unassigned surplus and reported as Section 9010 ACA subsequent fee year assessment, in the statutory basis statements of admitted assets, liabilities, and capital and surplus, whereas under GAAP, no such special surplus designation is required. In accordance with the 2019 Health Insurer Fee ("HIF") moratorium, no HIF will be payable in 2019, therefore no amounts were apportioned out of unassigned surplus in the 2018 statutory basis statements of admitted assets, liabilities, and capital and surplus.

#### **STATEMENTS OF OPERATIONS**

- **Net Premium Income and Change in Unearned Premium Reserves and Reserve for Rate Credits** — Revenues consist of net premium income that is recognized in the period in which enrollees are entitled to receive health care services. The corresponding change in unearned premium from year to year is reflected as a change in unearned premium reserves and reserve for rate credits in the statutory basis statements of operations. Under GAAP, the change in unearned premium from year to year is reported through premium income.

Net premium income also includes amounts paid by state and federal governments on a per member basis in exchange for the provision and administration of medical benefits under Medicaid and Children's Health Insurance Program ("CHIP"). Premiums are contractual and are recognized in the coverage period in which members are entitled to receive services, except in the case of maternity payments. Maternity income is billed on contractual rates and recognized as income as each birth case is identified by the Company. Included in net premium income are capitated payments, home nursing risk-sharing payments, high-dollar risk pool payments, and maternity payments. The majority of net premium income recorded is based on capitated rates, which are monthly premiums paid for each member enrolled. Home nursing risk-sharing income is payable based upon the number of members that qualify for such reimbursement.

- **Total Hospital and Medical Expenses** — Total hospital and medical expenses include claims paid, claims processed but not yet paid, estimates for claims received but not yet processed, estimates for the costs of health care services enrollees have received but for which claims have not yet been submitted, and payments and liabilities for physician, hospital, and other medical costs disputes.

Total hospital and medical expenses also include amounts incurred for incentive pool, withhold adjustments, and bonus amounts that are based on the underlying contractual provisions with the respective providers. In addition, adjustments to claims unpaid estimates and aggregate health claim reserves are reflected in the period once the change in estimate is identified and included in total hospital and medical expenses in the statutory basis statements of operations.

- **General Administrative Expenses** — Pursuant to the terms of the Agreement (see Note 10), the Company pays a management fee to UHS in exchange for administrative and management services. Costs for items not included within the scope of the Agreement are directly expensed as incurred. State income taxes are also a component of GAE. A detailed review of the administrative expenses of the Company and UHS is performed to determine the allocation between CAE and GAE to be reported in the statutory basis statements of operations.

The Company is subject to an annual fee under Section 9010 of the ACA. A health insurance entity's annual fee becomes payable once the entity provides health insurance for any U.S. health risk during the calendar year, which is nondeductible for tax purposes. Under the NAIC SAP, the entire amount of the estimated annual fee expense is recognized on January 1 of the fee year in GAE in the statutory basis statements of operations, whereas under GAAP, a deferred asset is created on January 1 of the fee year which is amortized to expense on a straight-line basis throughout the year.

- **Net Investment Income Earned** — Net investment income earned includes investment income collected during the period, as well as the change in investment income due and accrued on the Company's holdings. Amortization of premium or discount on bonds and certain external investment management costs are also included in net investment income earned (see Note 7).

- **Federal Income Taxes Incurred** — The provision for federal income taxes incurred is calculated based on applying the statutory federal income tax rate of 21% in 2018 and 35% in 2017 to net income (loss) before federal income taxes and net realized capital losses subject to certain adjustments (see Note 9).
- **Comprehensive Income** — Comprehensive income and its components are not separately presented in the statutory basis financial statements, whereas under GAAP, it is a requirement to present comprehensive income and its components in the financial statements.

#### **OTHER**

- **Vulnerability Due to Certain Concentrations** — The Company is subject to substantial federal and state government regulation, including licensing and other requirements relating to the offering of the Company's existing products in new markets and offerings of new products, both of which may restrict the Company's ability to expand its business.

Direct premiums written and uncollected premiums from the State of New Jersey, Division of Medical Assistance and Health Services as a percentage of total direct premiums written and total uncollected premiums, are 100% and 100% as of December 31, 2018 and 100% and 100% as of December 31, 2017, respectively.

#### **Recently Issued Accounting Standards —**

The Company reviewed all recently issued guidance in 2018 and 2017 that has been adopted for 2018 or subsequent years' implementation and has determined that none of the items would have a significant impact to the statutory basis financial statements.

#### **D. Going Concern**

The Company has the ability and will continue to operate for a period of time sufficient to carry out its commitments, obligations and business objectives.

## **2. ACCOUNTING CHANGES AND CORRECTION OF ERRORS**

No changes in accounting principles or correction of errors have been recorded during the years ended December 31, 2018 and 2017.

## **3. BUSINESS COMBINATIONS AND GOODWILL**

**A–D.** The Company was not party to a business combination during the years ended December 31, 2018 and 2017, and does not carry goodwill in its statutory basis statements of admitted assets, liabilities, and capital and surplus.

## **4. DISCONTINUED OPERATIONS**

### **A. Discontinued Operation Disposed of or Classified as Held for Sale**

**(1–4)** The Company did not have any discontinued operations disposed of or classified as held for sale during 2018 and 2017.

**B. Change in Plan of Sale of Discontinued Operation** — Not applicable.

**C. Nature of any Significant Continuing Involvement with Discontinued Operations after Disposal** — Not applicable.

**D. Equity Interest Retained in the Discontinued Operation after Disposal** — Not applicable.

## **5. INVESTMENTS**

For purposes of calculating gross realized gains and losses on sales of investments, the amortized cost of each investment sold is used. The gross realized gains and losses on sales of long-term investments were \$59,938 and \$165,774, respectively, for 2018 and \$230,652 and \$821,589, respectively, for 2017. The gross realized gains and losses on sales of short-term investments were \$0 and \$61, respectively, for 2018 and there were no gross realized gains and losses of short-term investments for 2017. The net realized loss is included in net realized capital losses less capital gains tax benefit in the statutory basis statements of operations. Total proceeds on the sale of long-term investments were \$16,137,577 and \$42,846,592 and for short-term investments were \$2,690,109,763 and \$2,454,628,392 in 2018 and 2017, respectively.

ANNUAL STATEMENT FOR THE YEAR 2018 OF THE AmeriChoice of New Jersey, Inc.

As of December 31, 2018 and 2017, the book/adjusted carrying value, fair value, and gross unrecognized unrealized holding gains and losses of the Company's investments, excluding cash (overdrafts) and cash equivalents of \$8,982,895 and \$71,875,907, respectively, are as follows:

	2018				Fair Value
	Book/Adjusted Carrying Value	Gross Unrecognized Unrealized Holding Gains	Gross Unrecognized Unrealized Holding Losses < 1 Year	Gross Unrecognized Unrealized Holding Losses > 1 Year	
U.S. government and agency securities	\$ 87,784,850	\$ 121,845	\$ 469,965	\$ 1,235,228	\$ 86,201,502
State and agency municipal securities	60,242,048	646,828	43,817	300,749	60,544,310
City and county municipal securities	81,664,813	989,121	230,211	224,449	82,199,274
Corporate debt securities	293,025,823	138,238	1,480,128	957,147	290,726,786
<b>Total bonds and short-term investments</b>	<b>\$ 522,717,534</b>	<b>\$ 1,896,032</b>	<b>\$ 2,224,121</b>	<b>\$ 2,717,573</b>	<b>\$ 519,671,872</b>

	2018				Fair Value
	Book/Adjusted Carrying Value	Gross Unrecognized Unrealized Holding Gains	Gross Unrecognized Unrealized Holding Losses < 1 Year	Gross Unrecognized Unrealized Holding Losses > 1 Year	
Less than one year	\$ 122,355,496	\$ 4,531	\$ 2,112	\$ 9,695	\$ 122,348,220
One to five years	113,785,556	316,616	383,212	697,465	113,021,495
Five to ten years	120,386,559	1,069,993	959,326	263,747	120,233,479
Over ten years	166,189,923	504,892	879,471	1,746,666	164,068,678
<b>Total bonds and short-term investments</b>	<b>\$ 522,717,534</b>	<b>\$ 1,896,032</b>	<b>\$ 2,224,121</b>	<b>\$ 2,717,573</b>	<b>\$ 519,671,872</b>

	2017				Fair Value
	Book/Adjusted Carrying Value	Gross Unrecognized Unrealized Holding Gains	Gross Unrecognized Unrealized Holding Losses < 1 Year	Gross Unrecognized Unrealized Holding Losses > 1 Year	
U.S. government and agency securities	\$ 83,817,484	\$ 183,782	\$ 313,711	\$ 114,676	\$ 83,572,879
State and agency municipal securities	69,470,116	1,100,749	171,998	4,282	70,394,585
City and county municipal securities	81,346,685	1,742,443	145,632	29,593	82,913,903
Corporate debt securities	228,099,824	1,108,059	206,238	300,316	228,701,329
<b>Total bonds and short-term investments</b>	<b>\$ 462,734,109</b>	<b>\$ 4,135,033</b>	<b>\$ 837,579</b>	<b>\$ 448,867</b>	<b>\$ 465,582,696</b>

Included in U.S. government and agency securities and corporate debt securities in the tables above are mortgage-related loan-backed securities, which do not have a single maturity date. For the years to maturity table above, these securities have been presented in the maturity group based on the securities' final maturity date and at a book/adjusted carrying value of \$86,274,291 and fair value of \$84,603,655.

The following table illustrates the fair value and gross unrecognized unrealized holding losses, aggregated by investment category and length of time that the individual securities have been in a continuous unrecognized unrealized loss position as of December 31, 2018 and 2017:

	2018					
	< 1 Year		> 1 Year		Total	
	Fair Value	Gross Unrecognized Unrealized Holding Losses	Fair Value	Gross Unrecognized Unrealized Holding Losses	Fair Value	Gross Unrecognized Unrealized Holding Losses
U.S. government and agency securities	\$ 31,897,873	\$ 486,965	\$ 44,798,719	\$ 1,235,228	\$ 76,496,592	\$ 1,705,193
State and agency municipal securities	5,319,635	43,817	13,516,630	300,749	18,836,265	344,586
City and county municipal securities	26,579,353	230,211	14,045,604	224,449	40,824,957	454,660
Corporate debt securities	112,867,749	1,480,128	44,714,173	957,147	157,581,922	2,437,275
<b>Total bonds and short-term investments</b>	<b>\$ 176,464,610</b>	<b>\$ 2,224,121</b>	<b>\$ 117,075,126</b>	<b>\$ 2,717,573</b>	<b>\$ 289,538,736</b>	<b>\$ 4,941,694</b>

	2017					
	< 1 Year		> 1 Year		Total	
	Fair Value	Gross Unrecognized Unrealized Holding Losses	Fair Value	Gross Unrecognized Unrealized Holding Losses	Fair Value	Gross Unrecognized Unrealized Holding Losses
U.S. government and agency securities	\$ 42,212,148	\$ 313,711	\$ 7,676,621	\$ 114,676	\$ 49,888,769	\$ 428,387
State and agency municipal securities	17,148,817	171,998	946,898	4,282	18,095,715	178,280
City and county municipal securities	19,414,832	145,832	2,196,482	29,593	21,611,094	175,225
Corporate debt securities	35,409,515	206,238	19,478,932	300,316	54,888,447	506,554
<b>Total bonds and short-term investments</b>	<b>\$ 114,185,112</b>	<b>\$ 837,579</b>	<b>\$ 30,298,913</b>	<b>\$ 448,867</b>	<b>\$ 144,484,025</b>	<b>\$ 1,288,446</b>

The unrecognized unrealized losses on investments in U.S. government and agency securities, state and agency municipal securities, city and county municipal securities, and corporate debt securities at December 31, 2018 and 2017, were mainly caused by interest rate increases and not by unfavorable changes in the credit ratings associated with these securities. The Company evaluates impairment at each reporting period for each of the securities whereby the fair value of the investment is less than its

book/adjusted carrying value. The contractual cash flows of the U.S. government and agency securities are guaranteed either by the U.S. government or an agency of the U.S. government. It is expected that the securities would not be settled at a price less than the cost of the investment, and the Company does not intend to sell the investment until the unrecognized unrealized loss is fully recovered. The Company evaluated the credit ratings of the municipal, local agency and corporate debt securities, noting whether a significant deterioration since purchase or other factors that may indicate an OTTI, such as the length of time and extent to which fair value has been less than cost, the financial condition, and near-term prospects of the issuer as well as specific events or circumstances that may influence the operations of the issuer and the Company's intent to sell the investment. Additionally, the Company evaluated its intent and ability to retain loan-backed securities for a period of time sufficient to recover the amortized cost. As a result of these reviews, the Company recorded an OTTI of \$24,953 and \$0 as of December 31, 2018 and 2017, respectively.

**A–C.** The Company has no mortgage loans, real estate loans, restructured debt, or reverse mortgages. The Company also has no real estate property occupied by the Company, real estate property held for the production of income, or real estate property held for sale.

**D. Loan-Backed Securities**

- (1) U.S. government and agency securities and corporate debt securities include loan-backed securities (mortgage-backed securities and asset-backed securities), which are valued using the retrospective adjustment methodology. Prepayment assumptions for the determination of the book/adjusted carrying value, commonly referred to as amortized cost, of loan-backed securities are based on a three-month constant prepayment rate history obtained from external data source vendors.
- (2) The Company did not recognize any OTTI on loan-backed securities as of December 31, 2018 and 2017.
- (3) The Company did not have any loan-backed securities with an OTTI to report by CUSIP as of December 31, 2018 or 2017.
- (4) The following table illustrates the fair value, gross unrecognized unrealized losses, and length of time that the loan-backed securities have been in a continuous unrecognized unrealized loss position as of December 31, 2018 and 2017:

	<b>2018</b>
The aggregate amount of unrecognized unrealized losses:	
1. Less than 12 months	\$ 876,358
2. 12 months or longer	1,569,573
The aggregate related fair value of securities with unrecognized unrealized losses:	
1. Less than 12 months	82,907,498
2. 12 months or longer	66,514,865
	<b>2017</b>
The aggregate amount of unrecognized unrealized losses:	
1. Less than 12 months	\$ 432,658
2. 12 months or longer	150,358
The aggregate related fair value of securities with unrecognized unrealized losses:	
1. Less than 12 months	64,859,171
2. 12 months or longer	13,177,192

The Company believes that it will collect all principal and interest due on all investments that have an amortized cost in excess of fair value. The unrecognized unrealized losses as of December 31, 2018 and 2017 were primarily caused by interest rate increases and not by unfavorable changes in the credit ratings associated with these securities.

- E. Dollar Repurchase Agreements and/or Securities Lending Transactions** — Not applicable.
- F. Repurchase Agreements Transactions Accounted for as Secured Borrowing** — Not applicable.
- G. Reverse Repurchase Agreements Transactions Accounted for as Secured Borrowing** — Not applicable.
- H. Repurchase Agreements Transactions Accounted for as a Sale** — Not applicable.
- I. Reverse Repurchase Agreements Transactions Accounted for as a Sale** — Not applicable.
- J. Real Estate** — Not applicable.

**K. Low-Income Housing Tax Credits (“LIHTC”) — Not applicable.**

**L. Restricted Assets**

(1) Restricted assets, including pledged securities as of December 31, 2018 and 2017, are presented below:

Restricted Asset Category	1 Total Gross (Admitted & Nonadmitted) Restricted From Current Year	2 Total Gross (Admitted & Nonadmitted) Restricted From Prior Year	3 Increase/ (Decrease) (1 Minus 2)	4 Total Current Year Nonadmitted Restricted	5 Total Current Year Admitted Restricted (1 minus 4)	6 Gross (Admitted & Nonadmitted) Restricted to Total Assets (a)	7 Admitted Restricted to Total Admitted Assets (b)
a. Subject to contractual obligation for which liability is not shown	\$ -	\$ -	\$ -	\$ -	\$ -	-	% -
b. Collateral held under security lending agreements	-	-	-	-	-	-	-
c. Subject to repurchase agreements	-	-	-	-	-	-	-
d. Subject to reverse repurchase agreements	-	-	-	-	-	-	-
e. Subject to dollar repurchase agreements	-	-	-	-	-	-	-
f. Subject to dollar reverse repurchase agreements	-	-	-	-	-	-	-
g. Placed under option contracts	-	-	-	-	-	-	-
h. Letter stock or securities restricted as to sale—excluding FHLB capital stock	-	-	-	-	-	-	-
i. FHLB capital stock	-	-	-	-	-	-	-
j. On deposit with states	340,803,515	331,723,719	9,079,796	-	340,803,515	56%	58%
k. On deposit with other regulatory bodies	-	-	-	-	-	-	-
l. Pledged as collateral to FHLB (including assets backing funding agreements)	-	-	-	-	-	-	-
m. Pledged as collateral not captured in other categories	-	-	-	-	-	-	-
n. Other restricted assets	-	-	-	-	-	-	-
<b>o. Total restricted assets</b>	<b>\$ 340,803,515</b>	<b>\$ 331,723,719</b>	<b>\$ 9,079,796</b>	<b>\$ -</b>	<b>\$ 340,803,515</b>	<b>56%</b>	<b>58%</b>

(a) Column 1 divided by Asset Page, Column 1, Line 28

(b) Column 5 divided by Asset Page, Column 3, Line 28

(2-4) The Company has no assets pledged as collateral not captured in other categories and no other restricted assets as of December 31, 2018 or 2017.

**M. Working Capital Finance Investments — Not applicable.**

**N. Offsetting and Netting of Assets and Liabilities**

The Company does not have any offsetting or netting of assets and liabilities as it relates to derivatives, repurchase and reverse repurchase agreements, and securities borrowing and securities lending activities.

**O. Structured Notes**

The Company does not have any structured notes.

**P. 5\* Securities**

The Company does not have any investments with an NAIC designation of 5\* as of December 31, 2018 and 2017.

**Q. Short Sales — Not applicable.**

**R. Prepayment Penalty and Acceleration Fees — Not applicable.**

**6. JOINT VENTURES, PARTNERSHIPS, AND LIMITED LIABILITY COMPANIES**

**A-B.** The Company has no investments in joint ventures, partnerships, or limited liability companies that exceed 10% of admitted assets and did not recognize any impairment write-down for its investments in joint ventures, partnerships, and limited liability companies during the statement periods.

**7. INVESTMENT INCOME**

- A. The Company excludes all investment income due and accrued amounts that are over 90 days past due from the statutory basis statements of admitted assets, liabilities, and capital and surplus.
- B. There were no investment income amounts excluded from the statutory basis financial statements.

**8. DERIVATIVE INSTRUMENTS**

A–H. The Company has no derivative instruments.

**9. INCOME TAXES**

The Tax Cuts and Jobs Act (“Tax Reform”) enacted by the U.S. federal government in December 2017 changed the existing United States tax law including reducing the U.S. corporate income tax rate from 35% in 2017 to 21% beginning in 2018. The Company accounted for the impacts of Tax Reform and as of December 31, 2017, remeasured its deferred tax assets/(liabilities) at the 21% enacted tax rate.

**A. Deferred Tax Asset/Liability**

(1) The components of the net deferred tax asset at December 31, 2018 and 2017, are as follows:

	2018			2017			Change		
	1 Ordinary	2 Capital	3 (Col 1 + 2) Total	4 Ordinary	5 Capital	6 (Col 4 + 5) Total	7 (Col 1 - 4) Ordinary	8 (Col 2 - 5) Capital	9 (Col 7 + 8) Total
(a) Gross deferred tax assets	\$ 9,522,922	\$ 6,408	\$ 9,529,330	\$ 3,564,614	\$ 793	\$ 3,565,407	\$ 5,958,308	\$ 5,615	\$ 5,963,923
(b) Statutory valuation allowance adjustments	-	6,408	6,408	-	793	793	-	5,615	5,615
(c) Adjusted gross deferred tax assets (1a - 1b)	9,522,922	-	9,522,922	3,564,614	-	3,564,614	5,958,308	-	5,958,308
(d) Deferred tax assets nonadmitted	-	-	-	-	-	-	-	-	-
(e) Subtotal net admitted deferred tax asset (1c - 1d)	9,522,922	-	9,522,922	3,564,614	-	3,564,614	5,958,308	-	5,958,308
(f) Deferred tax liabilities	449,340	-	449,340	62,628	-	62,628	396,714	-	396,714
(g) Net admitted deferred tax asset/(net deferred tax liability) (1e - 1f)	\$ 9,073,582	\$ -	\$ 9,073,582	\$ 3,501,986	\$ -	\$ 3,501,986	\$ 5,571,594	\$ -	\$ 5,571,594

(2) The components of the adjusted gross deferred tax assets admissibility calculation under SSAP No. 101, *Income Taxes—A Replacement of SSAP No. 10R and SSAP No. 10*, are as follows:

Admission Calculation Components SSAP No. 101	2018			2017			Change		
	1 Ordinary	2 Capital	3 (Col 1 + 2) Total	4 Ordinary	5 Capital	6 (Col 4 + 5) Total	7 (Col 1 - 4) Ordinary	8 (Col 2 - 5) Capital	9 (Col 7 + 8) Total
(a) Federal income taxes paid in prior years recoverable through loss carrybacks	\$ 9,522,922	\$ -	\$ 9,522,922	\$ 3,564,614	\$ -	\$ 3,564,614	\$ 5,958,308	\$ -	\$ 5,958,308
(b) Adjusted gross deferred tax assets expected to be realized (excluding the amount of deferred tax assets from 2(a) above) after application of the threshold limitation. (The lesser of 2(b)(1) and 2(b)(2) below)	-	-	-	-	-	-	-	-	-
1. Adjusted gross deferred tax assets expected to be realized following the balance sheet date	-	-	-	-	-	-	-	-	-
2. Adjusted gross deferred tax assets allowed per limitation threshold	XXX	XXX	27,419,379	XXX	XXX	47,278,027	XXX	XXX	(19,858,648)
(c) Adjusted gross deferred tax assets (excluding the amount of deferred tax assets from 2(a) and 2(b) above) offset by gross deferred tax liabilities	-	-	-	-	-	-	-	-	-
(d) Deferred tax assets admitted as the result of application of SSAP No. 101 Total (2(a) + 2(b) + 2(c))	\$ 9,522,922	\$ -	\$ 9,522,922	\$ 3,564,614	\$ -	\$ 3,564,614	\$ 5,958,308	\$ -	\$ 5,958,308

(3) The ratio percentage and adjusted capital and surplus used to determine the recovery period and threshold limitations for the admissibility calculation are presented below:

	2018	2017
(a) Ratio percentage used to determine recovery period and threshold limitation amount	275 %	345 %
(b) Amount of adjusted capital and surplus used to determine recovery period and threshold limitation in 2(b)(2) above	\$ 274,193,788	\$ 315,186,847



- (4) The impact to the gross deferred tax assets balances as a result of tax-planning strategies as of December 31, 2018 and 2017, is presented below:

Impact of Tax-Planning Strategies	2018		2017		Change	
	1	2	3	4	5	6
	Ordinary	Capital	Ordinary	Capital	(Col 1 - 3) Ordinary	(Col 2 - 4) Capital
(a) Determination of adjusted gross deferred tax assets and net admitted deferred tax assets by tax character as a percentage.						
1. Adjusted gross DTAs amount from Note 9A 1(c)	\$ 9,522,622	\$ -	\$ 3,564,614	\$ -	\$ 5,958,308	\$ -
2. Percentage of adjusted gross DTAs by tax character attributable to the impact of tax-planning strategies	- %	- %	- %	- %	- %	- %
3. Net admitted adjusted gross DTAs amount from Note 9A 1(e)	\$ 9,522,622	\$ -	\$ 3,564,614	\$ -	\$ 5,958,308	\$ -
4. Percentage of net admitted adjusted gross DTAs by tax character admitted because of the impact of tax-planning strategies	- %	- %	- %	- %	- %	- %
(b) Does the Company's tax-planning strategies include the use of reinsurance?			Yes		No	X

**B. Unrecognized Deferred Tax Liabilities**

- (1-4) There are no unrecognized deferred tax liabilities for the years ended December 31, 2018 and 2017.

**C. Significant Components of Income Taxes**

- (1) The current federal and foreign income taxes incurred for the years ended December 31, 2018 and 2017 are as follows:

	1	2	3
	2018	2017	(Col 1 - 2) Change
1. Current income tax			
(a) Federal	\$ 5,562,337	\$ 22,926,848	\$ (17,364,511)
(b) Foreign	-	-	-
(c) Subtotal	5,562,337	22,926,848	(17,364,511)
(d) Federal income tax on net capital gains	(29,490)	(211,471)	181,981
(e) Utilization of capital loss carryforwards	-	-	-
(f) Other	-	-	-
(g) Total federal and foreign income taxes incurred	\$ 5,532,847	\$ 22,715,377	\$ (17,182,530)

(2-4) The tax effects of temporary differences that give rise to significant portions of the deferred tax assets and liabilities as of December 31, 2018 and 2017, are as follows:

	1	2	3
	2018	2017	(Col 1 - 2) Change
2 Deferred tax assets:			
(a) Ordinary:			
(1) Discounting of unpaid losses	\$ 762,728	\$ 343,805	\$ 418,923
(2) Unearned premium reserve	237,277	-	237,277
(3) Policyholder reserves	2,920,890	-	2,920,890
(4) Investments	-	-	-
(5) Deferred acquisition costs	-	-	-
(6) Policyholder dividends accrual	-	-	-
(7) Fixed assets	-	-	-
(8) Compensation and benefits accrual	-	-	-
(9) Pension accrual	-	-	-
(10) Receivables—nonadmitted	5,430,663	2,297,241	3,133,422
(11) Net operating loss carryforward	-	-	-
(12) Tax credit carryforward	-	-	-
(13) Other (including items <5% of total ordinary tax assets)	171,364	923,568	(752,204)
(99) Subtotal	9,522,922	3,564,614	5,958,308
(b) Statutory valuation allowance adjustment	-	-	-
(c) Nonadmitted	-	-	-
(d) Admitted ordinary deferred tax assets (2a99 - 2b - 2c)	9,522,922	3,564,614	5,958,308
(e) Capital:			
(1) Investments	6,408	793	5,615
(2) Net capital loss carryforward	-	-	-
(3) Real estate	-	-	-
(4) Other (including items <5% of total capital tax assets)	-	-	-
(99) Subtotal	6,408	793	5,615
(f) Statutory valuation allowance adjustment	6,408	793	5,615
(g) Nonadmitted	-	-	-
(h) Admitted capital deferred tax assets (2e99 - 2f - 2g)	-	-	-
(i) Admitted deferred tax assets (2d + 2h)	9,522,922	3,564,614	5,958,308
3 Deferred tax liabilities:			
(a) Ordinary:			
(1) Investments	85,822	62,626	23,196
(2) Fixed assets	-	-	-
(3) Deferred and uncollected premium	-	-	-
(4) Policyholder reserves	-	-	-
(5) Other (including items <5% of total ordinary tax liabilities)	363,518	-	363,518
(99) Subtotal	449,340	62,626	386,714
(b) Capital:			
(1) Investments	-	-	-
(2) Real estate	-	-	-
(3) Other (including items <5% of total capital tax liabilities)	-	-	-
(99) Subtotal	-	-	-
(c) Deferred tax liabilities (3a99 + 3b99)	449,340	62,626	386,714
4 Net deferred tax assets/liabilities (2i - 3c)	\$ 9,073,582	\$ 3,501,988	\$ 5,571,594

The other ordinary deferred tax asset of \$171,364 and \$923,568 for 2018 and 2017, respectively, consists of bad debt. The other ordinary deferred tax liability of \$363,518 for 2018 consists of discounting of unpaid losses of \$339,074 and Premium Acquisition Expense of \$24,444.

The Company's measurement of the income tax effect on Tax Reform for the year ended December 31, 2017 was reasonably estimated. The Company has completed the accounting for the income tax effects of Tax Reform by the end of the measurement period in 2018.

The Company assessed the potential realization of the gross deferred tax asset and established a valuation allowance of \$6,408 and \$793 to reduce the gross deferred tax asset to \$9,522,922 and \$3,564,614 as of December 31, 2018 and 2017, respectively, which represents the amount of the asset estimated to be recoverable via carryback of losses and reduction of future taxes. The change in the valuation allowance is attributable to the change in timing of deductibility of expenses the change in federal income tax rates, and/or expectations for future taxable income.

ANNUAL STATEMENT FOR THE YEAR 2018 OF THE AmeriChoice of New Jersey, Inc.

- D. The provision for federal income taxes incurred is different from that which would be obtained by applying the statutory federal income tax rate of 21% in 2018 and 35% in 2017 to net income (loss) before federal income taxes incurred, plus capital gains (benefit). A summarization of the significant items causing this difference as of December 31, 2018 and 2017 is as follows:

	2018		2017	
	Amount	Effective Tax Rate	Amount	Effective Tax Rate
Tax provision at the federal statutory rate	\$ (4,313,223)	21%	\$ 23,922,667	35%
Tax-exempt interest	(594,683)	3%	(1,047,402)	(2)%
Health insurer fee	7,996,965	(39)%	-	-
Tax effect of nonadmitted assets	(3,133,421)	15%	1,432,604	2%
Change in statutory valuation allowance	5,615	-	(8,060)	-
Change in tax law	-	-	2,335,187	3%
Total statutory income taxes	<u>\$ (38,747)</u>	<u>0%</u>	<u>\$ 26,634,996</u>	<u>38%</u>
Federal income taxes incurred	\$ 5,562,337	(27)%	\$ 22,926,848	33%
Capital gains (benefit)	(29,490)	-	(211,471)	-
Change in net deferred income tax	<u>(5,571,594)</u>	<u>27%</u>	<u>3,919,619</u>	<u>5%</u>
Total statutory income taxes	<u>\$ (38,747)</u>	<u>0%</u>	<u>\$ 26,634,996</u>	<u>38%</u>

- E. At December 31, 2018, the Company had no net operating loss carryforwards.

Current federal income taxes payable of \$330,846 and \$943,374 as of December 31, 2018 and 2017, respectively, are included in the statutory basis statements of admitted assets, liabilities, and capital and surplus. Federal income taxes paid, net of refunds were \$6,145,374 and \$22,413,889 in 2018 and 2017, respectively.

Federal income taxes incurred of \$5,532,847 and \$22,715,376 for 2018 and 2017, respectively, are available for recoupment in the event of future net losses.

The Company has not admitted any aggregate amounts of deposits that are included within Section 6603 ("Deposits made to suspend running of interest on potential underpayments, etc.") of the Internal Revenue Service ("IRS") Code.

- F. The Company is included in the consolidated federal income tax return with its ultimate parent, UnitedHealth Group. The entities included within the consolidated return are included in NAIC Statutory Statement Schedule Y—Information Concerning Activities of Insurer Members Of A Holding Company Group. Federal income taxes are paid to or refunded by UnitedHealth Group pursuant to the terms of a tax-sharing agreement, approved by the Board of Directors, under which taxes approximate the amount that would have been computed on a separate company basis, with the exception of net operating losses and capital losses. For these losses, the Company receives a benefit at the federal rate in the current year for current taxable losses incurred in that year to the extent losses can be utilized in the consolidated federal income tax return of UnitedHealth Group. UnitedHealth Group currently files income tax returns in the U.S. federal jurisdiction, various states, and foreign jurisdictions. The IRS has completed exams on UnitedHealth Group's consolidated income tax returns for fiscal years 2016 and prior. UnitedHealth Group's 2017 and 2018 tax returns are under review by the IRS under its Compliance Assurance Program. With the exception of a few states, UnitedHealth Group is no longer subject to income tax examinations prior to 2012 in major state and foreign jurisdictions. The Company does not believe any adjustments that may result from these examinations will be material to the Company.

- G. **Tax Contingencies** — Not applicable.
- H. **Repatriation Transition Tax** — Not applicable.
- I. **Alternative Minimum Tax Credit** — Not applicable.

10. **INFORMATION CONCERNING PARENT, SUBSIDIARIES, AND AFFILIATES**

**A–O. Material Related Party Transactions**

Management believes that its transactions with affiliates are fair and reasonable; however, operations of the Company may not be indicative of those that would have occurred if it had operated as an independent company.

Pursuant to the terms of the Agreement, UHS will provide management services to the Company under a fee structure, which is based on a percentage of premium charges representing UHS' expenses for services or use of assets provided to the Company. In addition, UHS provides or arranges for services on behalf of the Company using a pass-through of charges incurred by UHS on a per member per month ("PMPM") basis (where the charges incurred by UHS is on a PMPM basis) or using another allocation methodology consistent with the Agreement. These services may include, but are not limited to, integrated personal health management solutions, such as disease management, treatment decision support, and wellness services, including a 24-hour call-in service, access to a network of transplant providers, and discount program services. The amount and types of services provided pursuant to the pass-through provision of the Agreement can change year over year as UHS becomes the contracting entity for services provided to the Company's members. Total administrative services, capitation expenses, and access fees under this arrangement totaled \$189,621,975 and \$190,737,441 in 2018 and 2017, respectively, and are included in GAE and CAE in the statutory basis statements of operations. Direct expenses not covered under the Agreement, such as broker commissions, Department exam fees, ACA assessments, and premium taxes, are paid by UHS on behalf of the Company. UHS is reimbursed by the Company for these direct expenses.

In the ordinary course of business, the Company also directly contracts with related parties to provide services that are routine in nature to its members. The administrative services, access fees, and cost of care services provided are calculated using a PMPM, per employee per month ("PEPM") per claim or a combination thereof. These amounts are included in GAE, CAE, and hospital and medical expenses in the statutory basis statements of operations.

Optum Rx and its affiliates provide administrative services related to pharmacy management and pharmacy claims processing for its enrollees, specialty drug pharmacy services, durable medical equipment services including orthotics and prosthetics and personal health products catalogues showing the healthcare products and benefit credits enrollees needed to redeem the respective products. March Vision Care Group provides administrative services related to vision benefit management and claims processing. Dental Benefit Providers, Inc. provides dental care assistance. Ear Professionals International Corporation provides hearing support services. Riverside Pediatric Group, P.C. provides medical assistance for children.

The following table identifies the amounts for the administrative services, access fees, and cost of care services provided by related parties for the years ended December 31, 2018 and 2017, which meet the disclosure requirements pursuant to SSAP No. 25, *Affiliates and Other Related Parties* ("SSAP No. 25"), regardless of the effective date of the contract:

	<b>2018</b>	<b>2017</b>
United HealthCare Services, Inc.	\$ 189,621,975	\$ 190,737,441
Optum Rx	134,685,888	148,280,562
March Vision Care Group, Inc.	13,716,138	13,869,354
Dental Benefit Providers, Inc.	5,456,452	5,326,810
Ear Professionals International Corporation	3,578,505	-
Riverside Pediatric Group, P.C.	3,126,787	-

The Company has premium payments that are received and claim payments that are processed by an affiliated UnitedHealth Group entity. Both premiums and claims applicable to the Company are settled at regular intervals throughout the month via the intercompany settlement process and any amounts outstanding are reflected in amounts due to parent and affiliates, net in the statutory basis statements of admitted assets, liabilities, and capital and surplus.

The Company holds a \$75,000,000 subordinated revolving credit agreement with UnitedHealth Group at an interest rate of London InterBank Offered Rate both plus a margin of 0.50%. This credit agreement is subordinate to the extent it does not conflict with any credit facility held by either party. The credit agreement is for a one-year term and automatically renews annually, unless terminated by either party. The agreement was renewed effective August 1, 2012. The Company borrowed \$5,000,000 in 2018. The total amount of interest paid on all borrowings throughout the year was \$2,339 as of December 31, 2018. No amounts were outstanding under the line of credit as of December 31, 2018 and 2017.

In addition to the agreements above, UHS maintains a private short-term investment pool in which affiliated companies may participate (see Note 1). At December 31, 2018 and 2017, the Company's portion was \$112,518,946 and \$57,340,884, respectively, and is included in short-term investments in the statutory basis statements of admitted assets, liabilities, and capital and surplus.

The Company has a Tax Sharing Agreement with UnitedHealth Group (see Note 9).

The Company paid no dividends in 2018 and 2017 to its parent (see Note 13).

The Company received no capital infusions in 2018 and 2017 from its parent (see Note 13).

At December 31, 2018 and 2017, the Company reported \$12,065,076 and \$8,724,171, respectively, as amounts due to parent and affiliates, net which are included in the statutory basis statements of admitted assets, liabilities, and capital and surplus. These balances are generally settled within 90 days from the incurred date. Any balances due to the Company that are not settled within 90 days are considered nonadmitted assets.

The Company has not extended any guarantees or undertakings for the benefit of an affiliate or related party.

The Company does not have any amount deducted from the value of an upstream intermediate entity or ultimate parent owned, either directly or indirectly, via a downstream subsidiary, controlled, or affiliated entity.

The Company does not have any investments in a subsidiary, controlled, or affiliated entity that exceeds 10% of admitted assets.

The Company does not have any investments in impaired subsidiaries, controlled, or affiliated entities.

The Company does not have any investments in foreign insurance subsidiaries.

The Company does not hold any investments in a downstream noninsurance holding company.

The Company does not have any investments in noninsurance subsidiaries, controlled, or affiliated entities.

The Company does not have any investments in insurance subsidiaries, controlled, or affiliated entities.

#### **11. DEBT**

**A–B.** The Company had no outstanding debt with third-parties or outstanding Federal Home Loan Bank agreements during 2018 and 2017.

#### **12. RETIREMENT PLANS, DEFERRED COMPENSATION, POSTEMPLOYMENT BENEFITS AND COMPENSATED ABSENCES, AND OTHER POSTRETIREMENT BENEFIT PLANS**

**A–I.** The Company has no defined benefit plans, defined contribution plans, multiemployer plans, consolidated/holding company plans, postemployment benefits, or compensated absences plans and is not impacted by the Medicare Modernization Act on postretirement benefits, since all personnel are employees of UHS, which provides services to the Company under the terms of the Agreement (see Note 10).

#### **13. CAPITAL AND SURPLUS, SHAREHOLDERS' DIVIDEND RESTRICTIONS, AND QUASI-REORGANIZATIONS**

**(1–2)** The Company has 25,000 shares authorized and 5,469 shares issued and outstanding of no par common stock. The Company has no preferred stock outstanding. All issued and outstanding shares of common stock are held by the Company's parent, AmeriChoice.

**(3)** Payment of dividends may be restricted by the Department, which generally requires that dividends be paid out of unassigned surplus.

**(4)** The Company paid no dividends to AmeriChoice and no infusions were received during 2018 or 2017.

**(5)** The amount of ordinary dividends that may be paid out during any given period is subject to certain restrictions as specified by state statute.

**(6)** There are no restrictions placed on the Company's unassigned surplus.

**(7)** The Company is not a mutual reciprocal or a similarly organized entity and does not have advances to surplus not repaid.

**(8)** The Company does not hold any stock, including stock of affiliated companies for special purposes, such as conversion of preferred stock, employee stock options, or stock purchase warrants.

**(9)** For the year ended December 31, 2017, the amount of the estimated Section 9010 ACA subsequent fee year assessment apportioned out of unassigned surplus was \$40,162,823. As discussed in Note 1, in 2018 no amount was required to be apportioned out of unassigned surplus for the Section 9010 ACA subsequent fee year assessment.

- (10) The portion of unassigned surplus, excluding the apportionment of estimated Section 9010 ACA subsequent fee year assessment, net (loss) income, and dividends, represented (or reduced) by each item below is as follows:

	2018	2017	Change
Net deferred income taxes	9,073,582	3,501,988	5,571,594
Nonadmitted assets	<u>(25,860,299)</u>	<u>(10,939,245)</u>	<u>(14,921,054)</u>
Total	<u>\$ (16,786,717)</u>	<u>\$ (7,437,257)</u>	<u>\$ (9,349,460)</u>

- (11–13) The Company does not have any outstanding surplus notes and has never been a party to a quasi-reorganization.

#### 14. LIABILITIES, CONTINGENCIES AND ASSESSMENTS

##### A. Contingent Commitments

The Company has no contingent commitments.

##### B. Assessments

The Company is not aware of any guarantee fund assessments or premium tax offsets, potential or accrued, that could have a material financial effect on the operations of the entity.

##### C. Gain Contingencies

The Company is not aware of any gain contingencies that should be disclosed in the statutory basis financial statements.

##### D. Claims Related Extra Contractual Obligation and Bad Faith Losses Stemming from Lawsuits — Not applicable.

##### E. Joint and Several Liabilities — Not applicable.

##### F. All Other Contingencies

The Company's business is regulated at the federal, state, and local levels. The laws and rules governing the Company's business and interpretations of those laws and rules are subject to frequent change. Broad latitude is given to the agencies administering those regulations. Further, the Company must obtain and maintain regulatory approvals to market and sell many of its products.

The ACA and the related federal and state regulations will continue to impact how the Company does business and could restrict revenue and enrollment growth in certain products and market segments, restrict premium growth rates for certain products and market segments, increase the Company's medical and administrative costs, expose the Company to an increased risk of liability (including increasing the Company's liability in federal and state courts for coverage determinations and contract interpretation), or put the Company at risk for loss of business. In addition, the Company's statutory basis results of operations, financial condition, and cash flows could be materially adversely affected by such changes. The ACA may create new or expand existing opportunities for business growth, but due to its complexity, the long term impact of the ACA remains difficult to predict and is not yet fully known.

The Company has been, or is currently involved, in various governmental investigations, audits and reviews. These include routine, regular and special investigations, audits and reviews by CMS, state insurance and health and welfare departments and other governmental authorities. Certain of the Company's businesses have been reviewed or are currently under review, for reasons including compliance with coding and other requirements under the Medicare risk-adjustment model.

On February 14, 2017, the Department of Justice ("DOJ") announced its decision to pursue certain claims within a lawsuit initially asserted against the Company and filed under seal by a whistleblower in 2011. The whistleblower's complaint, which was unsealed on February 15, 2017, alleges that the Company made improper risk adjustment submissions and violated the False Claims Act. On February 12, 2018, the court granted in part and denied in part the Company's motion to dismiss. In May 2018, the DOJ moved to dismiss the Company's counterclaims, which were filed in March 2018, and moved for partial summary judgment. Those motions were argued in September 2018. The Company cannot reasonably estimate the outcome that may result from this matter given its procedural status.

**Risk Adjustment Data Validation (“RADV”) Audit** — CMS adjusts capitation payments to Medicare Advantage plans and Medicare Part D plans according to the predicted health status of each beneficiary as supported by data from health care providers. The Company collects claim and encounter data from providers who the Company generally relies on to appropriately code their claim submissions and document their medical records. CMS then determines the risk score and payment amount for each enrolled member based on the health care data submitted and member demographic information.

CMS and the Office of Inspector General for Health and Human Services periodically perform RADV audits of selected Medicare health plans to validate the coding practices and supporting documentation maintained by health care providers. Such audits have in the past resulted in, and in the future could result in, retrospective adjustments to payments made to the Company, fines, corrective action plans or other adverse action by CMS.

In February 2012, CMS announced a final RADV and payment adjustment methodology and is conducting the RADV audits beginning with the 2011 payment year. These audits involve a review of medical records maintained by care providers and may result in retrospective adjustments to payments made to health plans. CMS has not communicated how the final payment adjustment under its methodology will be implemented.

To date, the Company has not been selected by CMS to participate in a RADV audit.

Because of the nature of its businesses, the Company is frequently made party to a variety of legal actions and regulatory inquiries, including class actions and suits brought by members, care providers, consumer advocacy organizations, customers and regulators, relating to the Company's businesses, including management and administration of health benefit plans and other services.

The Company records liabilities for its estimates of probable costs resulting from these matters where appropriate. Estimates of costs resulting from legal and regulatory matters involving the Company are inherently difficult to predict, particularly where the matters involve: indeterminate claims for monetary damages or may involve fines, penalties or punitive damages; present novel legal theories or represent a shift in regulatory policy; involve a large number of claimants or regulatory bodies; are in the early stages of the proceedings; or could result in a change in business practices. Accordingly, the Company is often unable to estimate the losses or ranges of losses for those matters where there is a reasonable possibility or it is probable that a loss may be incurred. Although the outcomes of any such legal actions cannot be predicted, in the opinion of management, the resolution of any currently pending or threatened actions will not have a material adverse effect on the statutory basis statements of admitted assets, liabilities, and capital and surplus or statutory basis statements of operations of the Company.

The Company routinely evaluates the collectability of all receivable amounts included in the statutory basis statements of admitted assets, liabilities, and capital and surplus. Impairment reserves are established for those amounts where collectability is uncertain. Based on the Company's past experience, exposure related to uncollectible balances and the potential of loss for those balances not currently reserved for is not material to the Company's statutory basis financial condition.

There are no assets that the Company considers to be impaired at December 31, 2018 and 2017.

**15. LEASES**

**A–B.** According to the Agreement between the Company and UHS (see Note 10), operating leases for the rental of office facilities and equipment are the responsibility of UHS. Fees associated with the lease agreements are included as a component of the Company's management fee.

**16. INFORMATION ABOUT FINANCIAL INSTRUMENTS WITH OFF-BALANCE-SHEET RISK AND FINANCIAL INSTRUMENTS WITH CONCENTRATIONS OF CREDIT RISK**

**(1–4)** The Company does not hold any financial instruments with off-balance-sheet risk or have any concentrations of credit risk.

**17. SALE, TRANSFER, AND SERVICING OF FINANCIAL ASSETS AND EXTINGUISHMENTS OF LIABILITIES**

**A–C.** The Company did not participate in any transfer of receivables, financial assets, or wash sales.

**18. GAIN OR LOSS TO THE REPORTING ENTITY FROM UNINSURED PLANS AND THE UNINSURED PORTION OF PARTIALLY INSURED PLANS**

**A.** The Company has no operations from Administrative Services Only Contracts.

**B.** The Company has no operations from Administrative Services Contracts.

**C. Medicare or Other Similarly Structured Cost Based Reimbursement Contract**

The Company's Medicaid contract was subject to reconciliations under the ACA program for enhanced rates to primary care physicians through non-risk reconciled payments. The enhanced rate program is in run-out as of December 31, 2016. The Company recorded a payable in liability for amounts held under uninsured plans in the statutory basis statements of admitted assets, liabilities, and capital and surplus of \$1,068,206 and \$1,068,758 as of December 31, 2018 and December 31, 2017 respectively, for cost reimbursements and payments to providers under this program. There is no risk to the Company since any excess or shortfall is 100% remitted to or received back from the state after the final reconciliation.

**19. DIRECT PREMIUM WRITTEN/PRODUCED BY MANAGING GENERAL AGENTS/THIRD-PARTY ADMINISTRATORS**

The Company did not have any direct premiums written or produced by managing general agents or third-party administrators in 2018 and 2017.

**20. FAIR VALUE MEASUREMENT**

The NAIC SAP defines fair value, establishes a framework for measuring fair value, and outlines the disclosure requirements related to fair value measurements. The fair value hierarchy is as follows:

*Level 1*—Quoted (unadjusted) prices for identical assets in active markets.

*Level 2*—Other observable inputs, either directly or indirectly, including:

- Quoted prices for similar assets in active markets;
- Quoted prices for identical or similar assets in nonactive markets (few transactions, limited information, noncurrent prices, high variability over time, etc.);
- Inputs other than quoted prices that are observable for the asset (interest rates, yield curves, volatilities, default rates, etc.);
- Inputs that are derived principally from or corroborated by other observable market data.

*Level 3*—Unobservable inputs that cannot be corroborated by observable market data

The estimated fair values of bonds and short-term investments are based on quoted market prices, where available. The Company obtains one price for each security primarily from a third-party pricing service ("pricing service"), which generally uses quoted prices or other observable inputs for the determination of fair value. The pricing service normally derives the security prices through recently reported trades for identical or similar securities, making adjustments through the reporting date based upon available observable market information. For securities not actively traded, the pricing service may use quoted market prices of comparable instruments or discounted cash flow analyses, incorporating inputs that are currently observable in the markets for similar securities. Inputs that are often used in the valuation methodologies include, but are not limited to, non-binding broker quotes, benchmark yields, credit spreads, default rates, and prepayment speeds. As the Company is responsible for the determination of fair value, it performs quarterly analyses on the prices received from the pricing service to determine whether the prices are reasonable estimates of fair value. Specifically, the Company compares the prices received from the pricing service to a secondary pricing source, prices reported by its custodian, its investment consultant, and third-party investment advisors. Additionally, the Company compares changes in the reported market values and returns to relevant market indices to test the reasonableness of the reported prices. The Company's internal price verification procedures and review of fair value methodology documentation provided by independent pricing services have not historically resulted in an adjustment in the prices obtained from the pricing service.

In instances in which the inputs used to measure fair value fall into different levels of the fair value hierarchy, the fair value measurement has been determined based on the lowest-level input that is significant to the fair value measurement in its entirety. The Company's assessment of the significance of a particular item to the fair value measurement in its entirety requires judgment, including the consideration of inputs specific to the asset or liability.

**A. Fair Value**

**(1–5)** The Company does not have any financial assets that are measured and reported at fair value in the statutory basis statements of admitted assets, liabilities, and capital and surplus at December 31, 2018 and 2017.

**B. Fair Value Combination** — Not applicable.



**C. Aggregate Fair Value Hierarchy**

The aggregate fair value by hierarchy of all financial instruments as of December 31, 2018 and 2017 is presented in the table below:

Types of Financial Investment	2018					Not Practicable (Carrying Value)
	Aggregate Fair Value	Admitted Assets	(Level 1)	(Level 2)	(Level 3)	
U.S. government and agency securities	\$ 86,201,502	\$ 87,784,850	\$ 29,939,611	\$ 56,261,891	\$ -	\$ -
State and agency municipal securities	60,544,310	60,242,048	-	60,544,310	-	-
City and county municipal securities	82,199,274	81,664,813	-	82,199,274	-	-
Corporate debt securities	290,726,786	293,025,823	112,518,946	178,207,840	-	-
Total bonds and short-term investments	<u>\$519,671,872</u>	<u>\$ 522,717,534</u>	<u>\$ 142,458,557</u>	<u>\$ 377,213,315</u>	<u>\$ -</u>	<u>\$ -</u>

Types of Financial Investment	2017					Not Practicable (Carrying Value)
	Aggregate Fair Value	Admitted Assets	(Level 1)	(Level 2)	(Level 3)	
U.S. government and agency securities	\$ 83,572,879	\$ 83,817,484	\$ 25,298,069	\$ 58,274,810	\$ -	\$ -
State and agency municipal securities	70,394,585	69,470,116	-	70,394,585	-	-
City and county municipal securities	82,913,903	81,346,685	-	82,913,903	-	-
Corporate debt securities	228,701,329	228,099,824	57,340,884	171,380,445	-	-
Total bonds and short-term investments	<u>\$465,582,696</u>	<u>\$ 462,734,109</u>	<u>\$ 82,638,953</u>	<u>\$ 382,943,743</u>	<u>\$ -</u>	<u>\$ -</u>

Included as Level 1 in U.S. government and agency securities in the fair value hierarchy tables above are U.S. Treasury securities of \$29,939,611 and \$25,298,069 as of December 31, 2018 and December 31, 2017, respectively.

**D. Not Practicable to Estimate Fair Value** — Not applicable.

**E. Investments Measured Using the NAV Practical Expedient** – Not applicable.

**21. OTHER ITEMS**

- A. The Company did not encounter any unusual or infrequent items for the years ended December 31, 2018 and 2017.
- B. The Company has no troubled debt restructurings as of December 31, 2018 and 2017.
- C. The Company does not have any amounts not recorded in the statutory basis financial statements that represent segregated funds held for others. The Company also does not have any exposures related to forward commitments that are not derivative instruments.
- D. The Company has not received any business interruption insurance recoveries during 2018 and 2017.
- E. The Company has no transferable or non-transferable state tax credits.
- F. **Sub-Prime Mortgage-Related Risk Exposure**
  - (1) The investment policy for the Company limits investments in loan-backed securities, which includes sub-prime issuers. Further, the policy limits investments in private-issuer mortgage securities to 10% of the portfolio, which also includes sub-prime issuers. The exposure to unrealized losses on sub-prime issuers is due to changes in market prices. There are no realized losses due to not receiving anticipated cash flows. The investments covered have an NAIC designation of 1 or 2.
  - (2) The Company has no direct exposure through investments in sub-prime mortgage loans.
  - (3) The Company has no direct exposure through other investments.
  - (4) The Company has no underwriting exposure to sub-prime mortgage risk through mortgage guaranty or financial guaranty insurance coverage.
- G. The Company does not have any retained asset accounts for beneficiaries.
- H. As of December 31, 2018, the Company is not aware of any possible proceeds of insurance-linked securities.

**22. EVENTS SUBSEQUENT**

Subsequent events have been evaluated through February 28, 2019, which is the date these statutory basis financial statements were available for issuance.

**TYPE I — Recognized Subsequent Events**

There are no events subsequent to December 31, 2018, that require recognition and disclosure.

**TYPE II — Non-Recognized Subsequent Events**

The Company is subject to the annual fee under Section 9010 of the ACA. The fee is allocated to individual health insurers based on the ratio of the amount of the entity's net premiums written during the preceding calendar year to the amount of the health insurance for any U.S. health risk that is written during the preceding calendar year. A health insurance entity's portion of the annual fee becomes payable once the entity provides health insurance for any U.S. health risk for each calendar year beginning on or after January 1, of the year the fee is due. Pursuant to the 2019 HIF moratorium (see Note 1), no HIF will be payable in 2019 and therefore there is no amount apportioned out of unassigned funds in 2018 representing an estimate of the 2019 HIF.

The table below presents information regarding the annual fee under Section 9010 of the ACA as of December 31, 2018 and 2017:

	Current Year	Prior Year
A. Did the reporting entity write accident and health insurance premium that is subject to Section 9010 of the Federal Affordable Care Act (YES/NO)?	YES	
B. ACA fee assessment payable for the upcoming year	\$ -	\$ 40,162,823
C. ACA fee assessment paid	38,080,786	-
D. Premium written subject to ACA 9010 assessment	-	1,885,254,231
E. Total Adjusted Capital before surplus adjustment (Five-Year Historical Line 14)	283,267,370	
F. Total Adjusted Capital after surplus adjustment (Five-Year Historical Line 14 minus 22B above)	283,267,370	
G. Authorized Control Level (Five-Year Historical Line 15)	99,638,013	
H. Would reporting the ACA assessment as of December 31, 2017, have triggered an RBC action level (YES/NO)?	NO	

There are no other events subsequent to December 31, 2018 that require disclosure.

**23. REINSURANCE**

The Company does not have any affiliated or unaffiliated reinsurance agreements in place as of December 31, 2018 or 2017.

**24. RETROSPECTIVELY RATED CONTRACTS AND CONTRACTS SUBJECT TO REDETERMINATION**

- A.** The Company estimates accrued retrospective premium adjustments for its group health insurance business based on mathematical calculations in accordance with contractual terms.
- B.** Estimated accrued retrospective premiums due to (from) the Company are recorded in premiums and considerations or aggregate health policy reserves in the statutory basis statements of admitted assets, liabilities, and capital and surplus and as an adjustment to change in unearned premium reserves and reserve for rate credits basis statements of operations.
- C.** Medicaid business with the State of New Jersey includes retrospectively rated contracts, contracts subject to redetermination and performance guarantees. The total amount of direct premiums written from the state Medicaid contract subject to the retrospective rating feature was \$2,718,447,428 and \$2,557,691,148 representing 100% and 100% of total direct premiums written as of December 31, 2018 and December 31, 2017, respectively. The total amount of direct premiums written from the state Medicaid contracts subject to both redetermination and performance guarantee was \$2,718,447,428 and \$2,557,691,148, representing 100% and 100% of total direct premiums written as of December 31, 2018 and 2017, respectively.

CMS has released the final Medicaid Managed Care Rule which is subject to each State's administration elections. This rule is the first major update to the Medicaid Managed Care regulations in more than a decade. Many items including a minimum loss ratio requirement were implemented for contracts with an effective date starting on or after July 1, 2017 while other elements of the regulation will be implemented over the following decade. Pursuant to the regulations, for contracts effective on or after July 1, 2017 premiums associated with the Company's Medicaid line of business is subject to retrospectively rated features based on the actual medical loss ratios experienced on this product. The calculation is pursuant to the Medicaid Managed Care guidance. The total amount of direct premiums written for the Medicaid line of business for which a portion is subject to the retrospectively rated features was \$2,678,328,191 and \$1,260,167,645, representing 99% and 49% of total direct premiums written as of December 31, 2018 and December 31, 2017, respectively.

- D. The Company does not have any comprehensive commercial or Medicare business subject to specific minimum loss ratio requirements as of December 31, 2018 and 2017.

Pursuant to the Medicaid Managed Care Rule and/or state contractual minimum loss ratio requirements, the Company is required to maintain specific minimum loss ratios on its Medicaid population. The Company's actual medical loss ratios for the Medicaid Managed Care Rule and/or state contractual requirements were in excess of the minimum requirements and, as a result, no minimum loss ratio liability was required as of December 31, 2018 and December 31, 2017, respectively.

**E. Risk-Sharing Provisions of the Affordable Care Act**

- (1-5) The Company did not write accident and health premiums in 2018 and 2017 subject to the risk-sharing provisions of the ACA

**25. CHANGE IN INCURRED CLAIMS AND CLAIMS ADJUSTMENT EXPENSES**

- A. Changes in estimates related to the prior year incurred claims are included in total hospital and medical expenses in the current year in the statutory basis statements of operations. The following tables disclose paid claims, incurred claims, and the balance in the claims unpaid, accrued medical incentive pool and bonus amounts, aggregate health claim reserves, and health care receivables (excluding provider loans and advances) for the years ended December 31, 2018 and 2017:

	2018		
	Current Year Incurred Claims	Prior Years Incurred Claims	Total
Beginning of year claim reserve	\$ -	\$ (224,333,297)	\$ (224,333,297)
Paid claims—net of health care receivable*	2,201,195,851	191,467,456	2,392,663,307
End of year claim reserve	<u>217,466,740</u>	<u>16,619,274</u>	<u>234,086,014</u>
Incurred claims excluding the change in health care receivable	2,418,662,591	(16,246,567)	2,402,416,024
Beginning of year health care receivable*	-	22,004,896	22,004,896
End of year health care receivable*	<u>(23,238,850)</u>	<u>(11,230,193)</u>	<u>(34,469,043)</u>
Total incurred claims	<u>\$ 2,395,423,741</u>	<u>\$ (5,471,864)</u>	<u>\$ 2,389,951,877</u>

\*Health care receivables excludes provider loans and advances not yet expensed of \$200,000 and \$200,000 for 2018 and 2017, respectively.

	2017		
	Current Year Incurred Claims	Prior Years Incurred Claims	Total
Beginning of year claim reserve	\$ -	\$ (222,152,402)	\$ (222,152,402)
Paid claims—net of health care receivable*	2,066,889,592	168,593,005	2,235,482,597
End of year claim reserve	<u>204,787,225</u>	<u>19,546,072</u>	<u>224,333,297</u>
Incurred claims excluding the change in health care receivable	2,271,676,817	(34,013,325)	2,237,663,492
Beginning of year health care receivable*	-	23,662,712	23,662,712
End of year health care receivable*	<u>(13,549,602)</u>	<u>(8,455,294)</u>	<u>(22,004,896)</u>
Total incurred claims	<u>\$ 2,258,127,215</u>	<u>\$ (18,805,907)</u>	<u>\$ 2,239,321,308</u>

\*Health care receivables excludes provider loans and advances not yet expensed of \$200,000 and \$200,000 for 2017 and 2016, respectively.

ANNUAL STATEMENT FOR THE YEAR 2018 OF THE AmeriChoice of New Jersey, Inc.

The liability for claims unpaid, accrued medical incentive pool and bonus amounts, aggregate health claim reserves, health care receivable (excluding provider loans and advances not yet expensed), as of December 31, 2017 was \$202,328,401. As of December 31, 2018, \$191,467,456 has been paid for incurred claims attributable to insured events of prior years. Reserves remaining for prior years, net of health care receivable (excluding provider loans and advances not yet expensed) are now \$5,389,081 as a result of re-estimation of unpaid claims. Therefore, there has been \$5,471,864 favorable prior year development since December 31, 2017 to December 31, 2018. The primary drivers consist of favorable development as a result of a change in the provision for adverse deviations in experience of \$8,979,915, favorable development in risk share of \$6,141,782 partially offset by unfavorable development of \$10,087,636 in retroactivity for inpatient, outpatient, physician, and pharmacy claims. At December 31, 2017, the Company recorded \$18,805,907 favorable prior year development since December 31, 2016 to December 31, 2017. The primary drivers consist of favorable development as a result of a change in the provision for adverse deviations in experience of \$10,594,707 and favorable development of \$7,634,885 in retroactivity for inpatient, outpatient, physician, and pharmacy claims. Original estimates are increased or decreased, as additional information becomes known regarding individual claims, which could have an impact to the accruals for medical loss ratio rebates and retrospectively rated contracts. As a result of the prior year effects, on a regular basis, the Company adjusts revenue and the corresponding liability and/or receivable related to retrospectively rated policies and the impact of the change is included as a component of change in unearned premium reserves and reserve for rate credits in the statutory basis statements of operations

The Company incurred CAE of \$107,194,643 and \$103,087,537 in 2018 and 2017, respectively. These costs are included in the management service fees paid by the Company to UHS as a part of its Agreement (see Note 10). The following table discloses paid CAE, incurred CAE, and the balance in unpaid CAE reserve for 2018 and 2017:

	2018	2017
Total claims adjustment expenses	\$ 107,194,643	\$ 103,087,537
Less: current year unpaid claims adjustment expenses	(2,374,821)	(2,389,987)
Add: prior year unpaid claims adjustment expenses	<u>2,389,987</u>	<u>2,873,519</u>
Total claims adjustment expenses paid	<u>\$ 107,209,809</u>	<u>\$ 103,571,069</u>

B. The Company did not make any significant changes in methodologies and assumptions used in the calculation of the liability for claims unpaid and unpaid CAE in 2018.

**26. INTERCOMPANY POOLING ARRANGEMENTS**

A–G. The Company did not have any intercompany pooling arrangements in 2018 or 2017.

**27. STRUCTURED SETTLEMENTS**

A–B. The Company did not have structured settlements in 2018 or 2017.

**28. HEALTH CARE AND OTHER AMOUNTS RECEIVABLE**

A. Pharmacy rebates receivable are recorded when reasonably estimated or billed by the affiliated pharmaceutical benefit manager in accordance with pharmaceutical rebate contract provisions. Information used to support rebates billed to the manufacturer is based on utilization information gathered by the pharmaceutical benefit manager and adjusted for significant changes in pharmaceutical contract provisions.

The Company evaluates admissibility of all pharmacy rebates receivable based on the administration of each underlying pharmaceutical benefit management agreement. The Company has nonadmitted and excluded all pharmacy rebates receivable that do not meet the admissibility criteria of SSAP No. 84, *Certain Health Care Receivables and Receivables under Government Insured Plans* ("SSAP No. 84") from the statutory basis statements of admitted assets, liabilities, and capital and surplus.

ANNUAL STATEMENT FOR THE YEAR 2018 OF THE AmeriChoice of New Jersey, Inc.

For each pharmaceutical management agreement for which a portion of the total pharmacy rebates receivable can be admitted based on the admissibility criteria of SSAP No. 84, the pharmacy rebate transaction history is summarized as follows:

Quarter	Estimated Pharmacy Rebates as Reported on Financial Statements	Pharmacy Rebates as Billed or Otherwise Confirmed	Actual Rebates Received within 90 Days of Billing	Actual Rebates Received within 91 to 180 Days of Billing	Actual Rebates Received More than 180 Days after Billing
12/31/2018	\$ 5,546,561				
9/30/2018	5,280,131	\$ 5,127,987	\$ 2,185,648		
6/30/2018	6,120,519	5,283,483	2,599,766	\$ 2,160,561	
3/31/2018	6,178,044	5,464,253	1,893,999	3,029,922	\$ 453,846
12/31/2017	6,087,501	5,982,670	2,663,969	2,932,495	368,915
9/30/2017	6,016,751	5,604,356	2,260,409	2,759,935	545,058
6/30/2017	6,257,164	6,035,626	1,230,462	3,587,816	1,196,199
3/31/2017	5,890,940	5,652,189	698,066	3,012,163	1,817,123
12/31/2016	5,969,594	6,199,198	1,567,606	2,546,377	1,817,169
9/30/2016	5,626,460	5,819,776	1,287,486	2,363,398	2,010,533
6/30/2016	5,737,272	6,037,661	2,932,219	2,673,372	391,457
3/31/2016	5,102,818	5,648,541	1,090,806	4,173,541	371,326

Of the amount reported as health care and other amounts receivable, \$8,485,249 and \$10,058,542 relates to pharmacy rebates receivable as of December 31, 2018 and 2017, respectively. This increase is primarily due to increased membership along with the change in generic/name brand mix.

The Company also admitted approximately \$334,554 and \$1,217,251 for receivables from the providers for claims overpayments as of December 31, 2018 and December 31, 2017, respectively, which are included in health care and other amounts receivable in the statutory basis statements of admitted assets, liabilities, and capital and surplus.

B. The Company does not have any risk-sharing receivables.

**29. PARTICIPATING POLICIES**

The Company did not have any participating contracts in 2018 or 2017.

**30. PREMIUM DEFICIENCY RESERVES**

The following table summarizes the Company's premium deficiency reserves as of December 31, 2018 and 2017:

	<b>2018</b>
1. Liability carried for premium deficiency reserves	\$ 13,909,000
2. Date of the most recent evaluation of this liability	<u>12/31/2018</u>
3. Was anticipated investment income utilized in this calculation?	Yes <input checked="" type="checkbox"/> No <input type="checkbox"/>
	<b>2017</b>
1. Liability carried for premium deficiency reserves	\$ -
2. Date of the most recent evaluation of this liability	<u>12/31/2017</u>
3. Was anticipated investment income utilized in this calculation?	Yes <input checked="" type="checkbox"/> No <input type="checkbox"/>

**31. ANTICIPATED SALVAGE AND SUBROGATION**

Due to the type of business being written, the Company has no salvage. As of December 31, 2018 and 2017, the Company had no specific accruals established for outstanding subrogation, as it is considered a component of the actuarial calculations used to develop the estimates of claims unpaid and aggregate health claim reserves.

# GENERAL INTERROGATORIES

## PART 1 - COMMON INTERROGATORIES GENERAL

- 1.1 Is the reporting entity a member of an Insurance Holding Company System consisting of two or more affiliated persons, one or more of which is an insurer? ..... Yes [ X ] No [ ]  
If yes, complete Schedule Y, Parts 1, 1A and 2
- 1.2 If yes, did the reporting entity register and file with its domiciliary State Insurance Commissioner, Director or Superintendent, or with such regulatory official of the state of domicile of the principal insurer in the Holding Company System, a registration statement providing disclosure substantially similar to the standards adopted by the National Association of Insurance Commissioners (NAIC) in its Model Insurance Holding Company System Regulatory Act and model regulations pertaining thereto, or is the reporting entity subject to standards and disclosure requirements substantially similar to those required by such Act and regulations? ..... Yes [ X ] No [ ] N/A [ ]
- 1.3 State Regulating? ..... New Jersey
- 1.4 Is the reporting entity publicly traded or a member of a publicly traded group? ..... Yes [ X ] No [ ]
- 1.5 If the response to 1.4 is yes, provide the CIK (Central Index Key) code issued by the SEC for the entity/group. .... 0000731766
- 2.1 Has any change been made during the year of this statement in the charter, by-laws, articles of incorporation, or deed of settlement of the reporting entity? ..... Yes [ ] No [ X ]
- 2.2 If yes, date of change: .....
- 3.1 State as of what date the latest financial examination of the reporting entity was made or is being made. .... 12/31/2013
- 3.2 State the as of date that the latest financial examination report became available from either the state of domicile or the reporting entity. This date should be the date of the examined balance sheet and not the date the report was completed or released. .... 12/31/2013
- 3.3 State as of what date the latest financial examination report became available to other states or the public from either the state of domicile or the reporting entity. This is the release date or completion date of the examination report and not the date of the examination (balance sheet date). .... 06/25/2015
- 3.4 By what department or departments?  
New Jersey Department of Insurance .....
- 3.5 Have all financial statement adjustments within the latest financial examination report been accounted for in a subsequent financial statement filed with Departments? ..... Yes [ ] No [ ] N/A [ X ]
- 3.6 Have all of the recommendations within the latest financial examination report been complied with? ..... Yes [ X ] No [ ] N/A [ ]
- 4.1 During the period covered by this statement, did any agent, broker, sales representative, non-affiliated sales/service organization or any combination thereof under common control (other than salaried employees of the reporting entity), receive credit or commissions for or control a substantial part (more than 20 percent of any major line of business measured on direct premiums) of:  
4.11 sales of new business? ..... Yes [ ] No [ X ]  
4.12 renewals? ..... Yes [ ] No [ X ]
- 4.2 During the period covered by this statement, did any sales/service organization owned in whole or in part by the reporting entity or an affiliate, receive credit or commissions for or control a substantial part (more than 20 percent of any major line of business measured on direct premiums) of:  
4.21 sales of new business? ..... Yes [ ] No [ X ]  
4.22 renewals? ..... Yes [ ] No [ X ]
- 5.1 Has the reporting entity been a party to a merger or consolidation during the period covered by this statement? ..... Yes [ ] No [ X ]  
If yes, complete and file the merger history data file with the NAIC.
- 5.2 If yes, provide the name of the entity, NAIC Company Code, and state of domicile (use two letter state abbreviation) for any entity that has ceased to exist as a result of the merger or consolidation.

1 Name of Entity	2 NAIC Company Code	3 State of Domicile

- 6.1 Has the reporting entity had any Certificates of Authority, licenses or registrations (including corporate registration, if applicable) suspended or revoked by any governmental entity during the reporting period? ..... Yes [ ] No [ X ]
- 6.2 If yes, give full information: .....
- 7.1 Does any foreign (non-United States) person or entity directly or indirectly control 10% or more of the reporting entity? ..... Yes [ ] No [ X ]
- 7.2 If yes,  
7.21 State the percentage of foreign control; ..... 0.0 %  
7.22 State the nationality(s) of the foreign person(s) or entity(s) or if the entity is a mutual or reciprocal, the nationality of its manager or attorney-in-fact, and identify the type of entity(s) (e.g., individual, corporation or government, manager or attorney in fact).

1 Nationality	2 Type of Entity

**GENERAL INTERROGATORIES**

- 8.1 Is the company a subsidiary of a bank holding company regulated by the Federal Reserve Board? ..... Yes [ ] No [ X ]
- 8.2 If response to 8.1 is yes, please identify the name of the bank holding company.  
.....
- 8.3 Is the company affiliated with one or more banks, thrifts or securities firms? ..... Yes [ X ] No [ ]
- 8.4 If response to 8.3 is yes, please provide below the names and location (city and state of the main office) of any affiliates regulated by a federal regulatory services agency [i.e. the Federal Reserve Board (FRB), the Office of the Comptroller of the Currency (OCC), the Federal Deposit Insurance Corporation (FDIC) and the Securities Exchange Commission (SEC)] and identify the affiliate's primary federal regulator.

1 Affiliate Name	2 Location (City, State)	3 FRB	4 OCC	5 FDIC	6 SEC
Optum Bank, Inc. ....	Salt Lake City, Utah .....	NO	NO	YES	NO

- 9. What is the name and address of the independent certified public accountant or accounting firm retained to conduct the annual audit?  
Deloitte & Touche LLP; Minneapolis, MN
- 10.1 Has the insurer been granted any exemptions to the prohibited non-audit services provided by the certified independent public accountant requirements as allowed in Section 7H of the Annual Financial Reporting Model Regulation (Model Audit Rule), or substantially similar state law or regulation? ..... Yes [ ] No [ X ]
- 10.2 If the response to 10.1 is yes, provide information related to this exemption:  
.....
- 10.3 Has the insurer been granted any exemptions related to the other requirements of the Annual Financial Reporting Model Regulation as allowed for in Section 18A of the Model Regulation, or substantially similar state law or regulation? ..... Yes [ ] No [ X ]
- 10.4 If the response to 10.3 is yes, provide information related to this exemption:  
.....
- 10.5 Has the reporting entity established an Audit Committee in compliance with the domiciliary state insurance laws? ..... Yes [ X ] No [ ] N/A [ ]
- 10.6 If the response to 10.5 is no or n/a, please explain  
.....
- 11. What is the name, address and affiliation (officer/employee of the reporting entity or actuary/consultant associated with an actuarial consulting firm) of the individual providing the statement of actuarial opinion/certification?  
Kevin B. Francis, FSA, MAAA, Vice President of Actuarial Services of UnitedHealthcare Insurance Company, employee of United HealthCare Services, Inc., of which AmeriChoice of New Jersey, Inc. is an affiliate, 9800 Health Care Lane, Minnetonka, MN 55343
- 12.1 Does the reporting entity own any securities of a real estate holding company or otherwise hold real estate indirectly? ..... Yes [ ] No [ X ]
  - 12.11 Name of real estate holding company ....
  - 12.12 Number of parcels involved ..... 0
  - 12.13 Total book/adjusted carrying value ..... \$ ..... 0
- 12.2 If, yes provide explanation:  
.....
- 13. **FOR UNITED STATES BRANCHES OF ALIEN REPORTING ENTITIES ONLY:**
- 13.1 What changes have been made during the year in the United States manager or the United States trustees of the reporting entity?  
.....
- 13.2 Does this statement contain all business transacted for the reporting entity through its United States Branch on risks wherever located? ..... Yes [ ] No [ ]
- 13.3 Have there been any changes made to any of the trust indentures during the year? ..... Yes [ ] No [ ]
- 13.4 If answer to (13.3) is yes, has the domiciliary or entry state approved the changes? ..... Yes [ ] No [ ] N/A [ ]
- 14.1 Are the senior officers (principal executive officer, principal financial officer, principal accounting officer or controller, or persons performing similar functions) of the reporting entity subject to a code of ethics, which includes the following standards? ..... Yes [ X ] No [ ]
  - (a) Honest and ethical conduct, including the ethical handling of actual or apparent conflicts of interest between personal and professional relationships;
  - (b) Full, fair, accurate, timely and understandable disclosure in the periodic reports required to be filed by the reporting entity;
  - (c) Compliance with applicable governmental laws, rules and regulations;
  - (d) The prompt internal reporting of violations to an appropriate person or persons identified in the code; and
  - (e) Accountability for adherence to the code.
- 14.11 If the response to 14.1 is No, please explain:  
N/A .....
- 14.2 Has the code of ethics for senior managers been amended? ..... Yes [ ] No [ X ]
- 14.21 If the response to 14.2 is yes, provide information related to amendment(s).  
N/A .....
- 14.3 Have any provisions of the code of ethics been waived for any of the specified officers? ..... Yes [ ] No [ X ]
- 14.31 If the response to 14.3 is yes, provide the nature of any waiver(s).  
N/A .....

**GENERAL INTERROGATORIES**

- 15.1 Is the reporting entity the beneficiary of a Letter of Credit that is unrelated to reinsurance where the issuing or confirming bank is not on the SVO Bank List? Yes [ ] No [ X ]
- 15.2 If the response to 15.1 is yes, indicate the American Bankers Association (ABA) Routing Number and the name of the issuing or confirming bank of the Letter of Credit and describe the circumstances in which the Letter of Credit is triggered.

1 American Bankers Association (ABA) Routing Number	2 Issuing or Confirming Bank Name	3 Circumstances That Can Trigger the Letter of Credit	4 Amount

**BOARD OF DIRECTORS**

16. Is the purchase or sale of all investments of the reporting entity passed upon either by the board of directors or a subordinate committee thereof? Yes [ X ] No [ ]
17. Does the reporting entity keep a complete permanent record of the proceedings of its board of directors and all subordinate committees thereof? Yes [ X ] No [ ]
18. Has the reporting entity an established procedure for disclosure to its board of directors or trustees of any material interest or affiliation on the part of any of its officers, directors, trustees or responsible employees that is in conflict with the official duties of such person? Yes [ X ] No [ ]

**FINANCIAL**

19. Has this statement been prepared using a basis of accounting other than Statutory Accounting Principles (e.g., Generally Accepted Accounting Principles)? Yes [ ] No [ X ]
- 20.1 Total amount loaned during the year (inclusive of Separate Accounts, exclusive of policy loans):
- 20.11 To directors or other officers \$ 0
  - 20.12 To stockholders not officers \$ 0
  - 20.13 Trustees, supreme or grand (Fraternal Only) \$ 0
- 20.2 Total amount of loans outstanding at the end of year (inclusive of Separate Accounts, exclusive of policy loans):
- 20.21 To directors or other officers \$ 0
  - 20.22 To stockholders not officers \$ 0
  - 20.23 Trustees, supreme or grand (Fraternal Only) \$ 0
- 21.1 Were any assets reported in this statement subject to a contractual obligation to transfer to another party without the liability for such obligation being reported in the statement? Yes [ ] No [ X ]
- 21.2 If yes, state the amount thereof at December 31 of the current year:
- 21.21 Rented from others \$ 0
  - 21.22 Borrowed from others \$ 0
  - 21.23 Leased from others \$ 0
  - 21.24 Other \$ 0
- 22.1 Does this statement include payments for assessments as described in the Annual Statement Instructions other than guaranty fund or guaranty association assessments? Yes [ X ] No [ ]
- 22.2 If answer is yes:
- 22.21 Amount paid as losses or risk adjustment \$ 0
  - 22.22 Amount paid as expenses \$ 38,080,786
  - 22.23 Other amounts paid \$ 0
- 23.1 Does the reporting entity report any amounts due from parent, subsidiaries or affiliates on Page 2 of this statement? Yes [ ] No [ X ]
- 23.2 If yes, indicate any amounts receivable from parent included in the Page 2 amount: \$ 0

**INVESTMENT**

- 24.01 Were all the stocks, bonds and other securities owned December 31 of current year, over which the reporting entity has exclusive control, in the actual possession of the reporting entity on said date? (other than securities lending programs addressed in 24.03) Yes [ X ] No [ ]
- 24.02 If no, give full and complete information relating thereto  
N/A
- 24.03 For security lending programs, provide a description of the program including value for collateral and amount of loaned securities, and whether collateral is carried on or off-balance sheet. (an alternative is to reference Note 17 where this information is also provided)  
N/A
- 24.04 Does the Company's security lending program meet the requirements for a conforming program as outlined in the Risk-Based Capital Instructions? Yes [ ] No [ ] N/A [ X ]
- 24.05 If answer to 24.04 is yes, report amount of collateral for conforming programs \$ 0
- 24.06 If answer to 24.04 is no, report amount of collateral for other programs \$ 0
- 24.07 Does your securities lending program require 102% (domestic securities) and 105% (foreign securities) from the counterparty at the outset of the contract? Yes [ ] No [ ] N/A [ X ]
- 24.08 Does the reporting entity non-admit when the collateral received from the counterparty falls below 100%? Yes [ ] No [ ] N/A [ X ]
- 24.09 Does the reporting entity or the reporting entity's securities lending agent utilize the Master Securities lending Agreement (MSLA) to conduct securities lending? Yes [ ] No [ ] N/A [ X ]



**GENERAL INTERROGATORIES**

24.10 For the reporting entity's security lending program state the amount of the following as December 31 of the current year:

24.101 Total fair value of reinvested collateral assets reported on Schedule DL, Parts 1 and 2 .....	\$ .....	0
24.102 Total book adjusted/carrying value of reinvested collateral assets reported on Schedule DL, Parts 1 and 2 .....	\$ .....	0
24.103 Total payable for securities lending reported on the liability page .....	\$ .....	0

25.1 Were any of the stocks, bonds or other assets of the reporting entity owned at December 31 of the current year not exclusively under the control of the reporting entity, or has the reporting entity sold or transferred any assets subject to a put option contract that is currently in force? (Exclude securities subject to Interrogatory 21.1 and 24.03) ..... Yes  No

25.2 If yes, state the amount thereof at December 31 of the current year:

25.21 Subject to repurchase agreements .....	\$ .....	0
25.22 Subject to reverse repurchase agreements .....	\$ .....	0
25.23 Subject to dollar repurchase agreements .....	\$ .....	0
25.24 Subject to reverse dollar repurchase agreements .....	\$ .....	0
25.25 Placed under option agreements .....	\$ .....	0
25.26 Letter stock or securities restricted as to sale - excluding FHLB Capital Stock .....	\$ .....	0
25.27 FHLB Capital Stock .....	\$ .....	0
25.28 On deposit with states .....	\$ .....	340,803,515
25.29 On deposit with other regulatory bodies .....	\$ .....	0
25.30 Pledged as collateral - excluding collateral pledged to an FHLB .....	\$ .....	0
25.31 Pledged as collateral to FHLB - including assets backing funding agreements .....	\$ .....	0
25.32 Other .....	\$ .....	0

25.3 For category (25.26) provide the following:

1 Nature of Restriction	2 Description	3 Amount

26.1 Does the reporting entity have any hedging transactions reported on Schedule DB? ..... Yes  No

26.2 If yes, has a comprehensive description of the hedging program been made available to the domiciliary state? ..... Yes  No  N/A   
If no, attach a description with this statement.

27.1 Were any preferred stocks or bonds owned as of December 31 of the current year mandatorily convertible into equity, or, at the option of the issuer, convertible into equity? ..... Yes  No

27.2 If yes, state the amount thereof at December 31 of the current year. .... \$ .....

28. Excluding items in Schedule E - Part 3 - Special Deposits, real estate, mortgage loans and investments held physically in the reporting entity's offices, vaults or safety deposit boxes, were all stocks, bonds and other securities, owned throughout the current year held pursuant to a custodial agreement with a qualified bank or trust company in accordance with Section 1, III - General Examination Considerations, F. Outsourcing of Critical Functions, Custodial or Safekeeping Agreements of the NAIC Financial Condition Examiners Handbook? ..... Yes  No

28.01 For agreements that comply with the requirements of the NAIC Financial Condition Examiners Handbook, complete the following:

1 Name of Custodian(s)	2 Custodian's Address
Bank of New York Mellon .....	Global Liquidity Services, 1 Wall St, 14th Floor, New York NY 10286 .....
Northern Trust .....	50 S. LaSalle, Chicago, IL 60675 .....

28.02 For all agreements that do not comply with the requirements of the NAIC Financial Condition Examiners Handbook, provide the name, location and a complete explanation:

1 Name(s)	2 Location(s)	3 Complete Explanation(s)
N/A .....		

28.03 Have there been any changes, including name changes, in the custodian(s) identified in 28.01 during the current year? ..... Yes  No

28.04 If yes, give full and complete information relating thereto:

1 Old Custodian	2 New Custodian	3 Date of Change	4 Reason

**GENERAL INTERROGATORIES**

28.05 Investment management – Identify all investment advisors, investment managers, broker/dealers, including individuals that have the authority to make investment decisions on behalf of the reporting entity. For assets that are managed internally by employees of the reporting entity, note as such. ["...that have access to the investment accounts"; "...handle securities"]

1 Name of Firm or Individual	2 Affiliation
Internally Managed .....	I.....
JPMorgan Investment Management Inc. ....	U.....
Wellington Management Company, LLP .....	U.....

28.0597 For those firms/individuals listed in the table for Question 28.05, do any firms/individuals unaffiliated with the reporting entity (i.e. designated with a "U") manage more than 10% of the reporting entity's assets? ..... Yes [ X ] No [ ]

28.0598 For firms/individuals unaffiliated with the reporting entity (i.e. designated with a "U") listed in the table for Question 28.05, does the total assets under management aggregate to more than 50% of the reporting entity's assets? ..... Yes [ X ] No [ ]

28.06 For those firms or individuals listed in the table for 28.05 with an affiliation code of "A" (affiliated) or "U" (unaffiliated), provide the information for the table below.

1 Central Registration Depository Number	2 Name of Firm or Individual	3 Legal Entity Identifier (LEI)	4 Registered With	5 Investment Management Agreement (IMA) Filed
107038 .....	JPMorgan Investment Management Inc. ....	549300W78QV4XMMGK69 .....	SEC .....	NO.....
106595 .....	Wellington Management Company, LLP .....	549300YHP12TEZNLGX41 .....	SEC .....	NO.....

29.1 Does the reporting entity have any diversified mutual funds reported in Schedule D, Part 2 (diversified according to the Securities and Exchange Commission (SEC) in the Investment Company Act of 1940 [Section 5(b)(1)])? ..... Yes [ ] No [ X ]

29.2 If yes, complete the following schedule:

1 CUSIP #	2 Name of Mutual Fund	3 Book/Adjusted Carrying Value
29.2999 - Total		0

29.3 For each mutual fund listed in the table above, complete the following schedule:

1 Name of Mutual Fund (from above table)	2 Name of Significant Holding of the Mutual Fund	3 Amount of Mutual Fund's Book/Adjusted Carrying Value Attributable to the Holding	4 Date of Valuation
.....	.....	.....	.....

30. Provide the following information for all short-term and long-term bonds and all preferred stocks. Do not substitute amortized value or statement value for fair value.

	1 Statement (Admitted) Value	2 Fair Value	3 Excess of Statement over Fair Value (-), or Fair Value over Statement (+)
30.1 Bonds .....	522,717,534	519,671,872	(3,045,662)
30.2 Preferred stocks .....	0	0	0
30.3 Totals	522,717,534	519,671,872	(3,045,662)

30.4 Describe the sources or methods utilized in determining the fair values:

For those securities that had prices in the NAIC SVO ISIS database, those prices were used; for those securities that did not have prices in the NAIC SVO ISIS database, pricing was obtained from Hub which is an external data sources vendor. Hub utilizes various pricing sources. ..

31.1 Was the rate used to calculate fair value determined by a broker or custodian for any of the securities in Schedule D? ..... Yes [ ] No [ X ]

31.2 If the answer to 31.1 is yes, does the reporting entity have a copy of the broker's or custodian's pricing policy (hard copy or electronic copy) for all brokers or custodians used as a pricing source? ..... Yes [ ] No [ ]

31.3 If the answer to 31.2 is no, describe the reporting entity's process for determining a reliable pricing source for purposes of disclosure of fair value for Schedule D:  
N/A.....

32.1 Have all the filing requirements of the Purposes and Procedures Manual of the NAIC Investment Analysis Office been followed? ..... Yes [ X ] No [ ]

32.2 If no, list exceptions:

N/A.....

**GENERAL INTERROGATORIES**

33. By self-designating 5GI securities, the reporting entity is certifying the following elements of each self-designated 5GI security:  
 a. Documentation necessary to permit a full credit analysis of the security does not exist or an NAIC CRP credit rating for an FE or PL security is not available.  
 b. Issuer or obligor is current on all contracted interest and principal payments.  
 c. The insurer has an actual expectation of ultimate payment of all contracted interest and principal.  
 Has the reporting entity self-designated 5GI securities? ..... Yes [ ] No [ X ]
34. By self-designating PLGI securities, the reporting entity is certifying the following elements of each self-designated PLGI security:  
 a. The security was purchased prior to January 1, 2018.  
 b. The reporting entity is holding capital commensurate with the NAIC Designation reported for the security.  
 c. The NAIC Designation was derived from the credit rating assigned by an NAIC CRP in its legal capacity as a NRSRO which is shown on a current private letter rating held by the insurer and available for examination by state insurance regulators.  
 d. The reporting entity is not permitted to share this credit rating of the PL security with the SVO.  
 Has the reporting entity self-designated PLGI securities? ..... Yes [ ] No [ X ]

**OTHER**

35.1 Amount of payments to trade associations, service organizations and statistical or rating bureaus, if any? .....\$ .....0

35.2 List the name of the organization and the amount paid if any such payment represented 25% or more of the total payments to trade associations, service organizations and statistical or rating bureaus during the period covered by this statement.

1 Name	2 Amount Paid

36.1 Amount of payments for legal expenses, if any? .....\$ .....0

36.2 List the name of the firm and the amount paid if any such payment represented 25% or more of the total payments for legal expenses during the period covered by this statement.

1 Name	2 Amount Paid

37.1 Amount of payments for expenditures in connection with matters before legislative bodies, officers or departments of government, if any? .....\$ .....0

37.2 List the name of the firm and the amount paid if any such payment represented 25% or more of the total payment expenditures in connection with matters before legislative bodies, officers or departments of government during the period covered by this statement.

1 Name	2 Amount Paid

**GENERAL INTERROGATORIES**

**PART 2 - HEALTH INTERROGATORIES**

1.1 Does the reporting entity have any direct Medicare Supplement Insurance in force? ..... Yes [ ] No [ X ]  
 1.2 If yes, indicate premium earned on U.S. business only ..... \$ 0  
 1.3 What portion of Item (1.2) is not reported on the Medicare Supplement Insurance Experience Exhibit? ..... \$ 0  
 1.31 Reason for excluding

1.4 Indicate amount of earned premium attributable to Canadian and/or Other Alien not included in Item (1.2) above ..... \$ 0  
 1.5 Indicate total incurred claims on all Medicare Supplement Insurance ..... \$ 0

1.6 Individual policies: Most current three years:  
 1.61 Total premium earned ..... \$ 0  
 1.62 Total incurred claims ..... \$ 0  
 1.63 Number of covered lives ..... 0  
 All years prior to most current three years:  
 1.64 Total premium earned ..... \$ 0  
 1.65 Total incurred claims ..... \$ 0  
 1.66 Number of covered lives ..... 0

1.7 Group policies: Most current three years:  
 1.71 Total premium earned ..... \$ 0  
 1.72 Total incurred claims ..... \$ 0  
 1.73 Number of covered lives ..... 0  
 All years prior to most current three years:  
 1.74 Total premium earned ..... \$ 0  
 1.75 Total incurred claims ..... \$ 0  
 1.76 Number of covered lives ..... 0

2. Health Test:

	1 Current Year	2 Prior Year
2.1 Premium Numerator	2,718,447,428	2,557,691,148
2.2 Premium Denominator	2,718,447,428	2,557,691,148
2.3 Premium Ratio (2.1/2.2)	1.000	1.000
2.4 Reserve Numerator	249,695,014	225,309,372
2.5 Reserve Denominator	249,695,014	225,309,372
2.6 Reserve Ratio (2.4/2.5)	1.000	1.000

3.1 Has the reporting entity received any endowment or gift from contracting hospitals, physicians, dentists, or others that is agreed will be returned when, as and if the earnings of the reporting entity permits? ..... Yes [ ] No [ X ]

3.2 If yes, give particulars:

4.1 Have copies of all agreements stating the period and nature of hospitals', physicians', and dentists' care offered to subscribers and dependents been filed with the appropriate regulatory agency? ..... Yes [ X ] No [ ]

4.2 If not previously filed, furnish herewith a copy(ies) of such agreement(s). Do these agreements include additional benefits offered? ..... Yes [ ] No [ X ]

5.1 Does the reporting entity have stop-loss reinsurance? ..... Yes [ ] No [ X ]

5.2 If no, explain:

5.3 Maximum retained risk (see instructions)  
 5.31 Comprehensive Medical ..... \$ 0  
 5.32 Medical Only ..... \$ 0  
 5.33 Medicare Supplement ..... \$ 0  
 5.34 Dental & Vision ..... \$ 0  
 5.35 Other Limited Benefit Plan ..... \$ 0  
 5.36 Other ..... \$ 0

6. Describe arrangement which the reporting entity may have to protect subscribers and their dependents against the risk of insolvency including hold harmless provisions, conversion privileges with other carriers, agreements with providers to continue rendering services, and any other agreements:  
 .....

7.1 Does the reporting entity set up its claim liability for provider services on a service date basis? ..... Yes [ X ] No [ ]

7.2 If no, give details

8. Provide the following information regarding participating providers: 8.1 Number of providers at start of reporting year ..... 18,132  
 8.2 Number of providers at end of reporting year ..... 17,377

9.1 Does the reporting entity have business subject to premium rate guarantees? ..... Yes [ ] No [ X ]

9.2 If yes, direct premium earned: 9.21 Business with rate guarantees between 15-36 months ..... \$ 0  
 9.22 Business with rate guarantees over 36 months ..... \$ 0

**GENERAL INTERROGATORIES**

- 10.1 Does the reporting entity have Incentive Pool, Withhold or Bonus Arrangements in its provider contracts? ..... Yes [ ] No [ X ]
- 10.2 If yes:
- |  |    |   |
|--|----|---|
| 10.21 Maximum amount payable bonuses.....          | \$ | 0 |
| 10.22 Amount actually paid for year bonuses.....   | \$ | 0 |
| 10.23 Maximum amount payable withholds.....        | \$ | 0 |
| 10.24 Amount actually paid for year withholds..... | \$ | 0 |
- 11.1 Is the reporting entity organized as:
- |  |         |          |
|--|---------|----------|
| 11.12 A Medical Group/Staff Model, .....               | Yes [ ] | No [ X ] |
| 11.13 An Individual Practice Association (IPA), or, .. | Yes [ ] | No [ X ] |
| 11.14 A Mixed Model (combination of above)? .....      | Yes [ ] | No [ X ] |
- 11.2 Is the reporting entity subject to Statutory Minimum Capital and Surplus Requirements? ..... Yes [ X ] No [ ]
- 11.3 If yes, show the name of the state requiring such minimum capital and surplus. .... New Jersey
- 11.4 If yes, show the amount required. .... \$ 208,915,517
- 11.5 Is this amount included as part of a contingency reserve in stockholder's equity? ..... Yes [ ] No [ X ]
- 11.6 If the amount is calculated, show the calculation

12. List service areas in which reporting entity is licensed to operate:

1 Name of Service Area
All 21 counties within the State of New Jersey .....

- 13.1 Do you act as a custodian for health savings accounts? ..... Yes [ ] No [ X ]
- 13.2 If yes, please provide the amount of custodial funds held as of the reporting date. .... \$ 0
- 13.3 Do you act as an administrator for health savings accounts? ..... Yes [ ] No [ X ]
- 13.4 If yes, please provide the balance of funds administered as of the reporting date. .... \$ 0
- 14.1 Are any of the captive affiliates reported on Schedule S, Part 3, authorized reinsurers? ..... Yes [ ] No [ X ] N/A [ ]
- 14.2 If the answer to 14.1 is yes, please provide the following:

1 Company Name	2 NAIC Company Code	3 Domiciliary Jurisdiction	4 Reserve Credit	Assets Supporting Reserve Credit		
				5 Letters of Credit	6 Trust Agreements	7 Other

15. Provide the following for individual ordinary life insurance\* policies (U.S. business only) for the current year (prior to reinsurance assumed or ceded):

- |                                    |    |   |
|------------------------------------|----|---|
| 15.1 Direct Premium Written .....  | \$ | 0 |
| 15.2 Total Incurred Claims .....   | \$ | 0 |
| 15.3 Number of Covered Lives ..... |    | 0 |

*Ordinary Life Insurance Includes
Term (whether full underwriting, limited underwriting, jet issue, "short form app")
Whole Life (whether full underwriting, limited underwriting, jet issue, "short form app")
Variable Life (with or without secondary gurarantee)
Universal Life (with or without secondary gurarantee)
Variable Universal Life (with or without secondary gurarantee)

16. Is the reporting entity licensed or chartered, registered, qualified, eligible or writing business in at least two states? ..... Yes [ ] No [ X ]
- 16.1 If no, does the reporting entity assume reinsurance business that covers risks residing in at least one state other than the state of domicile of the reporting entity? ..... Yes [ ] No [ X ]

**FIVE-YEAR HISTORICAL DATA**

	1 2018	2 2017	3 2016	4 2015	5 2014
<b>Balance Sheet (Pages 2 and 3)</b>					
1. Total admitted assets (Page 2, Line 28) .....	587,710,133	591,573,599	547,592,888	523,599,006	532,658,705
2. Total liabilities (Page 3, Line 24) .....	304,442,763	272,884,764	274,712,686	264,942,265	285,059,780
3. Statutory minimum capital and surplus requirement .....	208,915,517	196,673,476	186,692,456	172,026,684	140,910,674
4. Total capital and surplus (Page 3, Line 33) .....	283,267,370	318,688,835	272,880,202	258,656,741	247,598,925
<b>Income Statement (Page 4)</b>					
5. Total revenues (Line 8) .....	2,714,463,416	2,569,148,354	2,549,219,813	2,388,190,102	1,989,517,057
6. Total medical and hospital expenses (Line 18) .....	2,389,951,877	2,239,321,308	2,103,222,529	1,945,316,478	1,587,558,939
7. Claims adjustment expenses (Line 20) .....	107,194,643	103,087,537	103,841,897	101,292,633	91,411,562
8. Total administrative expenses (Line 21) .....	237,703,493	166,278,904	202,624,337	183,838,462	160,635,966
9. Net underwriting gain (loss) (Line 24) .....	(34,295,597)	60,460,605	139,531,050	157,742,529	149,910,590
10. Net investment gain (loss) (Line 27) .....	12,498,882	10,058,827	11,196,497	11,422,133	9,234,980
11. Total other income (Lines 28 plus 29) .....	1,287,046	(1,957,486)	(1,383,794)	(1,402,304)	(140,649)
12. Net income or (loss) (Line 32) .....	(26,072,006)	45,635,098	87,656,463	99,100,261	97,135,590
<b>Cash Flow (Page 6)</b>					
13. Net cash from operations (Line 11) .....	(1,782,642)	35,647,397	95,468,173	98,583,682	160,565,431
<b>Risk-Based Capital Analysis</b>					
14. Total adjusted capital .....	283,267,370	318,688,835	272,880,202	258,656,741	247,598,925
15. Authorized control level risk-based capital .....	99,638,013	91,349,296	81,149,618	75,909,852	61,515,787
<b>Enrollment (Exhibit 1)</b>					
16. Total members at end of period (Column 5, Line 7) .....	469,999	482,719	491,811	482,976	488,705
17. Total members months (Column 6, Line 7) .....	5,811,442	5,879,027	5,884,009	5,913,837	5,309,297
<b>Operating Percentage (Page 4) (Item divided by Page 4, sum of Lines 2, 3 and 5) x 100.0</b>					
18. Premiums earned plus risk revenue (Line 2 plus Lines 3 and 5) .....	100.0	100.0	100.0	100.0	100.0
19. Total hospital and medical plus other non-health (Lines 18 plus Line 19) .....	88.0	87.2	82.5	81.5	79.8
20. Cost containment expenses .....	2.5	2.6	2.5	2.6	2.7
21. Other claims adjustment expenses .....	1.4	1.4	1.6	1.7	1.9
22. Total underwriting deductions (Line 23) .....	101.3	97.6	94.5	93.4	92.5
23. Total underwriting gain (loss) (Line 24) .....	(1.3)	2.4	5.5	6.6	7.5
<b>Unpaid Claims Analysis (U&amp;I Exhibit, Part 2B)</b>					
24. Total claims incurred for prior years (Line 13, Col. 5) .....	196,856,537	179,683,782	158,506,536	174,011,426	131,182,122
25. Estimated liability of unpaid claims-[prior year (Line 13, Col. 6)] .....	202,328,401	198,489,690	169,526,797	184,196,375	150,689,240
<b>Investments In Parent, Subsidiaries and Affiliates</b>					
26. Affiliated bonds (Sch. D Summary, Line 12, Col. 1) .....	0	0	0	0	0
27. Affiliated preferred stocks (Sch. D Summary, Line 18, Col. 1) .....	0	0	0	0	0
28. Affiliated common stocks (Sch. D Summary, Line 24, Col. 1) .....	0	0	0	0	0
29. Affiliated short-term investments (subtotal included in Schedule DA Verification, Col. 5, Line 10) .....	0	0	0	0	0
30. Affiliated mortgage loans on real estate .....	0	0	0	0	0
31. All other affiliated .....	0	0	0	0	0
32. Total of above Lines 26 to 31 .....	0	0	0	0	0
33. Total investment in parent included in Lines 26 to 31 above .....	0	0	0	0	0

NOTE: If a party to a merger, have the two most recent years of this exhibit been restated due to a merger in compliance with the disclosure requirements of SSAP No. 3, Accounting Changes and Correction of Errors? .....

Yes [ ] No [ ]

If no, please explain: .....

**SCHEDULE T PREMIUMS AND OTHER CONSIDERATIONS**

**Allocated by States and Territories**

States, etc.	1 Active Status (a)	Direct Business Only							9 Deposit-Type Contracts
		2 Accident & Health Premiums	3 Medicare Title XVIII	4 Medicaid Title XIX	5 Federal Employees Health Benefits Plan Premiums	6 Life & Annuity Premiums & Other Considerations	7 Property/Casualty Premiums	8 Total Columns 2 Through 7	
1. Alabama	N	0	0	0	0	0	0	0	0
2. Alaska	N	0	0	0	0	0	0	0	0
3. Arizona	N	0	0	0	0	0	0	0	0
4. Arkansas	N	0	0	0	0	0	0	0	0
5. California	N	0	0	0	0	0	0	0	0
6. Colorado	N	0	0	0	0	0	0	0	0
7. Connecticut	N	0	0	0	0	0	0	0	0
8. Delaware	N	0	0	0	0	0	0	0	0
9. District of Columbia	N	0	0	0	0	0	0	0	0
10. Florida	N	0	0	0	0	0	0	0	0
11. Georgia	N	0	0	0	0	0	0	0	0
12. Hawaii	N	0	0	0	0	0	0	0	0
13. Idaho	N	0	0	0	0	0	0	0	0
14. Illinois	N	0	0	0	0	0	0	0	0
15. Indiana	N	0	0	0	0	0	0	0	0
16. Iowa	N	0	0	0	0	0	0	0	0
17. Kansas	N	0	0	0	0	0	0	0	0
18. Kentucky	N	0	0	0	0	0	0	0	0
19. Louisiana	N	0	0	0	0	0	0	0	0
20. Maine	N	0	0	0	0	0	0	0	0
21. Maryland	N	0	0	0	0	0	0	0	0
22. Massachusetts	N	0	0	0	0	0	0	0	0
23. Michigan	N	0	0	0	0	0	0	0	0
24. Minnesota	N	0	0	0	0	0	0	0	0
25. Mississippi	N	0	0	0	0	0	0	0	0
26. Missouri	N	0	0	0	0	0	0	0	0
27. Montana	N	0	0	0	0	0	0	0	0
28. Nebraska	N	0	0	0	0	0	0	0	0
29. Nevada	N	0	0	0	0	0	0	0	0
30. New Hampshire	N	0	0	0	0	0	0	0	0
31. New Jersey	L	40,119,237	0	2,678,328,191	0	0	2,718,447,428	0	0
32. New Mexico	N	0	0	0	0	0	0	0	0
33. New York	N	0	0	0	0	0	0	0	0
34. North Carolina	N	0	0	0	0	0	0	0	0
35. North Dakota	N	0	0	0	0	0	0	0	0
36. Ohio	N	0	0	0	0	0	0	0	0
37. Oklahoma	N	0	0	0	0	0	0	0	0
38. Oregon	N	0	0	0	0	0	0	0	0
39. Pennsylvania	N	0	0	0	0	0	0	0	0
40. Rhode Island	N	0	0	0	0	0	0	0	0
41. South Carolina	N	0	0	0	0	0	0	0	0
42. South Dakota	N	0	0	0	0	0	0	0	0
43. Tennessee	N	0	0	0	0	0	0	0	0
44. Texas	N	0	0	0	0	0	0	0	0
45. Utah	N	0	0	0	0	0	0	0	0
46. Vermont	N	0	0	0	0	0	0	0	0
47. Virginia	N	0	0	0	0	0	0	0	0
48. Washington	N	0	0	0	0	0	0	0	0
49. West Virginia	N	0	0	0	0	0	0	0	0
50. Wisconsin	N	0	0	0	0	0	0	0	0
51. Wyoming	N	0	0	0	0	0	0	0	0
52. American Samoa	AS	0	0	0	0	0	0	0	0
53. Guam	GU	0	0	0	0	0	0	0	0
54. Puerto Rico	PR	0	0	0	0	0	0	0	0
55. U.S. Virgin Islands	VI	0	0	0	0	0	0	0	0
56. Northern Mariana Islands	MP	0	0	0	0	0	0	0	0
57. Canada	CAN	0	0	0	0	0	0	0	0
58. Aggregate other alien	OT	0	0	0	0	0	0	0	0
59. Subtotal	XXX	40,119,237	0	2,678,328,191	0	0	2,718,447,428	0	0
60. Reporting entity contributions for Employee Benefit Plans	XXX	0	0	0	0	0	0	0	0
61. Total (Direct Business)	XXX	40,119,237	0	2,678,328,191	0	0	2,718,447,428	0	0
DETAILS OF WRITE-INS									
58001.	XXX								
58002.	XXX								
58003.	XXX								
58998. Summary of remaining write-ins for Line 58 from overflow page	XXX	0	0	0	0	0	0	0	0
58999. Totals (Lines 58001 through 58003 plus 58998)(Line 58 above)	XXX	0	0	0	0	0	0	0	0

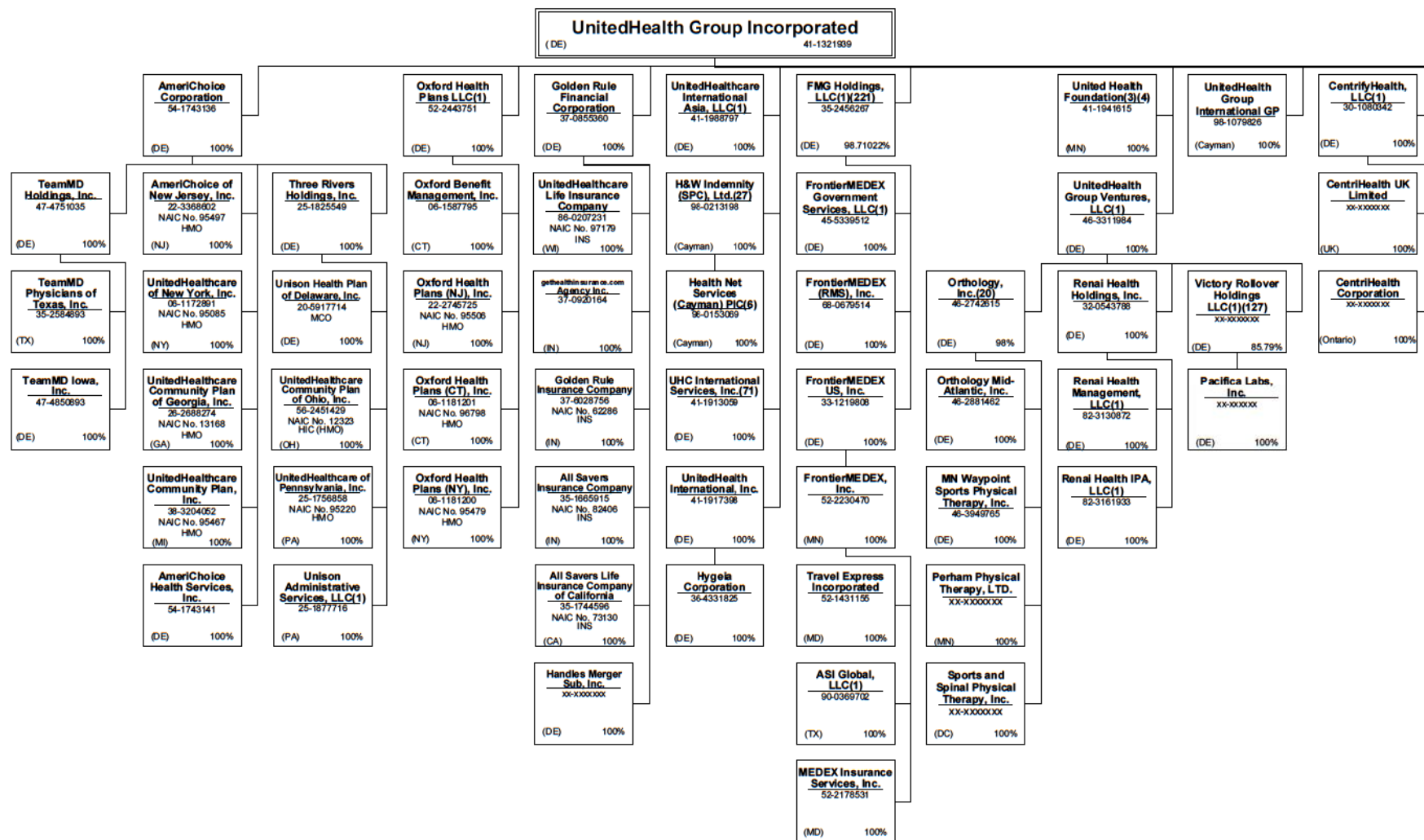
(a) Active Status Counts:

L - Licensed or Chartered - Licensed insurance carrier or domiciled RRG.....1 R - Registered - Non-domiciled RRGs.....0  
 E - Eligible - Reporting entities eligible or approved to write surplus lines in the state.....0 Q - Qualified - Qualified or accredited reinsurer.....0  
 N - None of the above - Not allowed to write business in the state.....56

(b) Explanation of basis of allocation by states, premiums by state, etc.  
 All premiums written within the state of New Jersey.

**SCHEDULE Y – INFORMATION CONCERNING ACTIVITIES OF INSURER MEMBERS OF A HOLDING COMPANY GROUP**

**PART 1 – ORGANIZATIONAL CHART**



Continued on Next Page



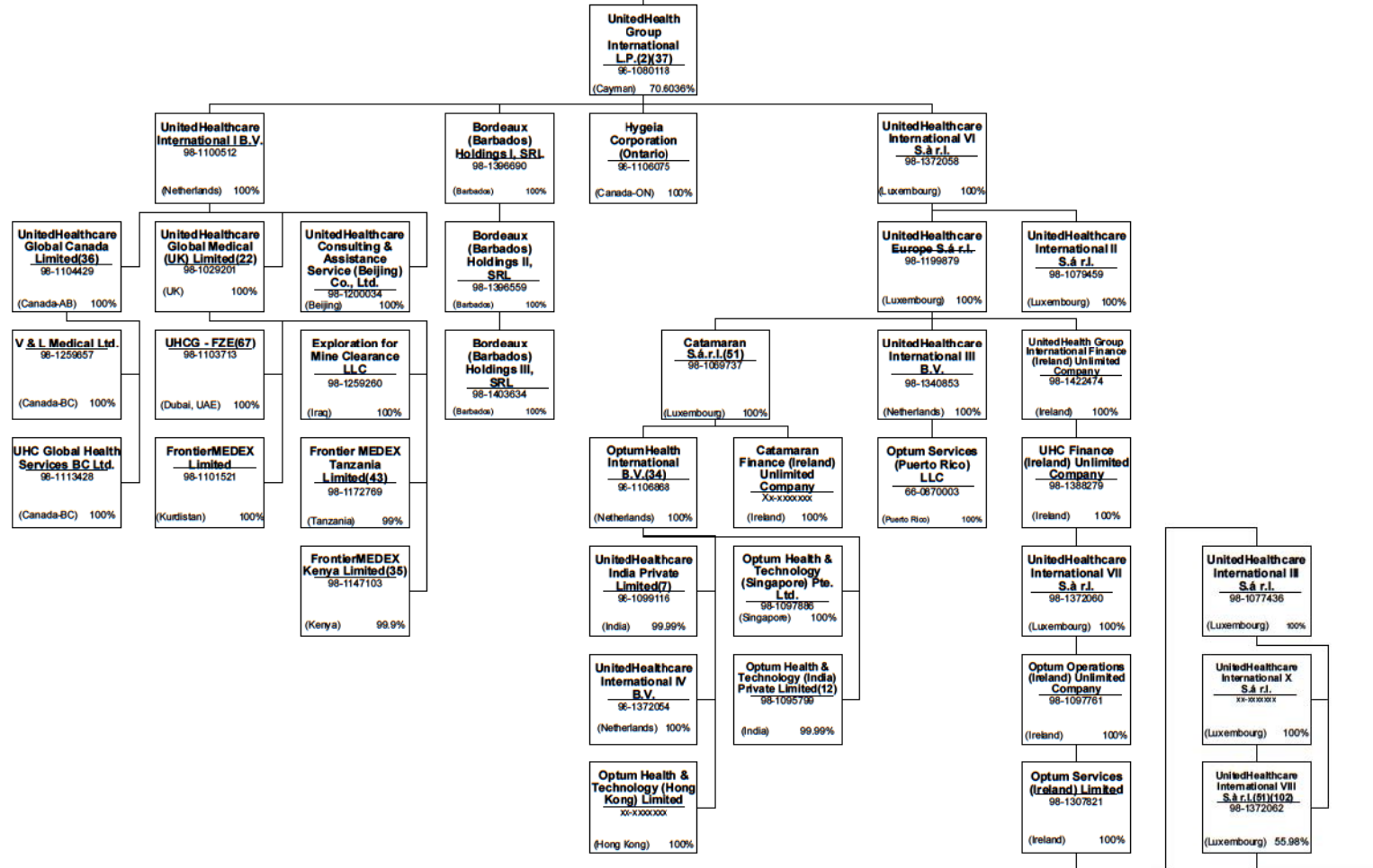
ANNUAL STATEMENT FOR THE YEAR 2018 OF THE AmeriChoice of New Jersey, Inc.

**SCHEDULE Y – INFORMATION CONCERNING ACTIVITIES OF INSURER MEMBERS OF A HOLDING COMPANY GROUP**  
**PART 1 – ORGANIZATIONAL CHART**

**UnitedHealth Group Incorporated**  
 (DE) 41-1321939

Continued from Previous Page

Continued on Next Page



40.1

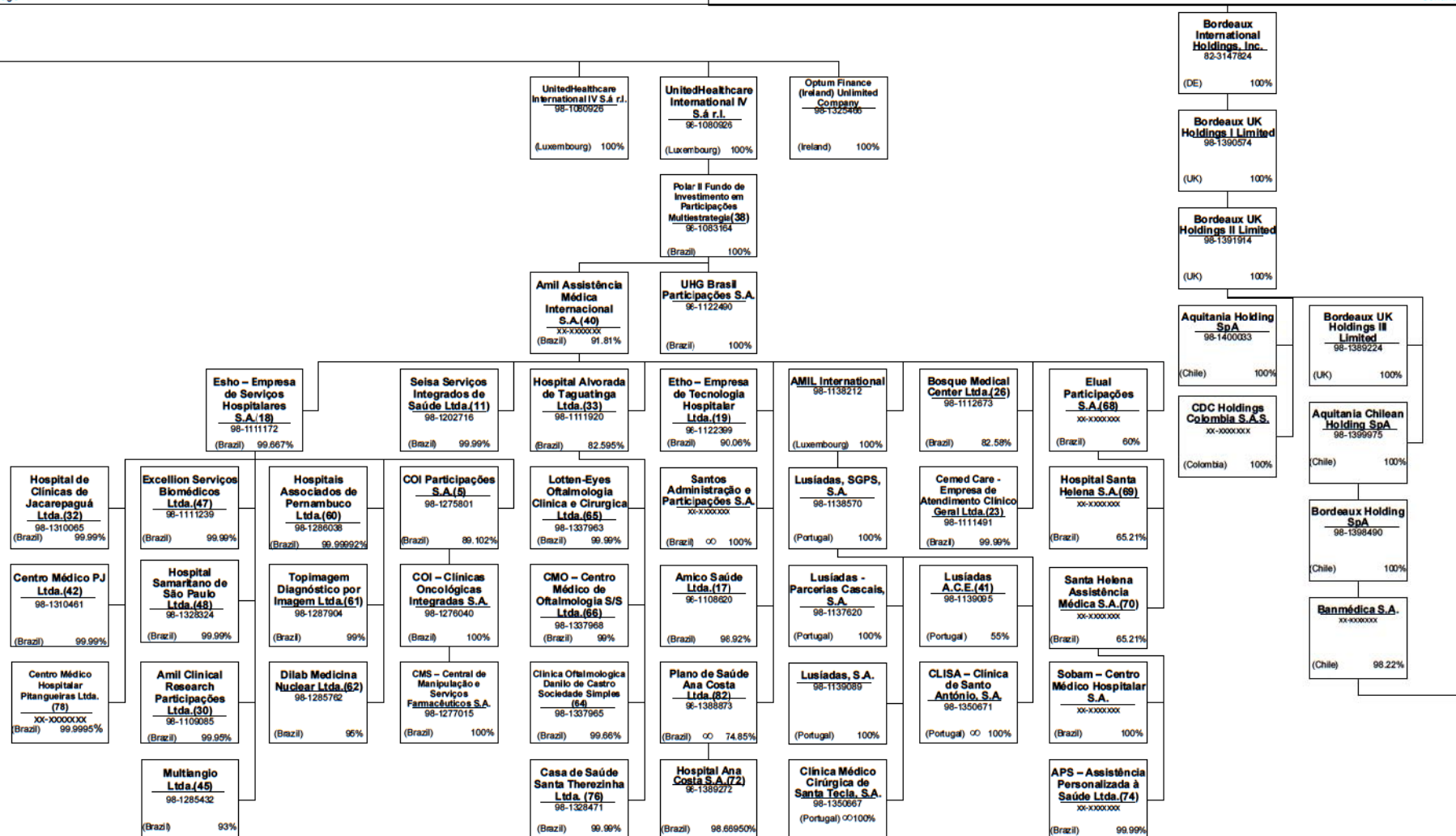
**SCHEDULE Y – INFORMATION CONCERNING ACTIVITIES OF INSURER MEMBERS OF A HOLDING COMPANY GROUP**

**PART 1 – ORGANIZATIONAL CHART**

**UnitedHealth Group Incorporated**  
(DE) 41-1321939

Continued from Previous Page

Continued on Next Page



ANNUAL STATEMENT FOR THE YEAR 2018 OF THE AmeriChoice of New Jersey, Inc.

SCHEDULE Y – INFORMATION CONCERNING ACTIVITIES OF INSURER MEMBERS OF A HOLDING COMPANY GROUP

PART 1 – ORGANIZATIONAL CHART


**UnitedHealth Group Incorporated**  
(DE) 41-1321939

Continued from Previous Page

**United HealthCare**  
41-1289245  
(MN) 100%

Continued on Next Page

**Banmédica S.A.(236)**  
98-1444127  
(Chile) 99.2285%



ANNUAL STATEMENT FOR THE YEAR 2018 OF THE AmeriChoice of New Jersey, Inc.


SCHEDULE Y – INFORMATION CONCERNING ACTIVITIES OF INSURER MEMBERS OF A HOLDING COMPANY GROUP

PART 1 – ORGANIZATIONAL CHART

**United HealthCare Services, Inc.**  
(MN) 41-1289245 100%

Continued from Previous Page

Continued on Next Page



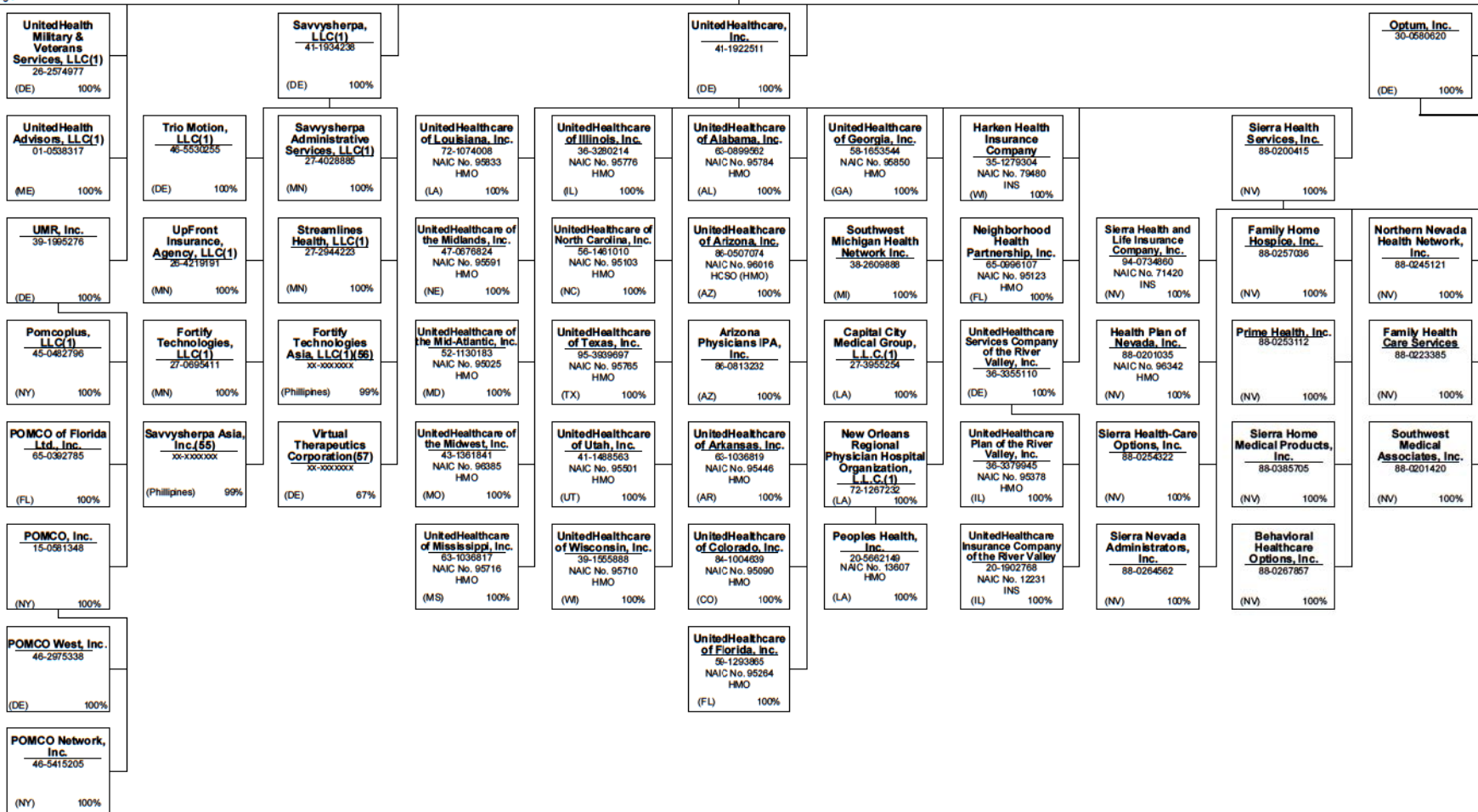
404

ANNUAL STATEMENT FOR THE YEAR 2018 OF THE AmeriChoice of New Jersey, Inc.

SCHEDULE Y – INFORMATION CONCERNING ACTIVITIES OF INSURER MEMBERS OF A HOLDING COMPANY GROUP

PART 1 – ORGANIZATIONAL CHART

**United HealthCare Services, Inc.**  
(MN) 41-1289245 100%



Continued from Previous Page

Continued on Next Page

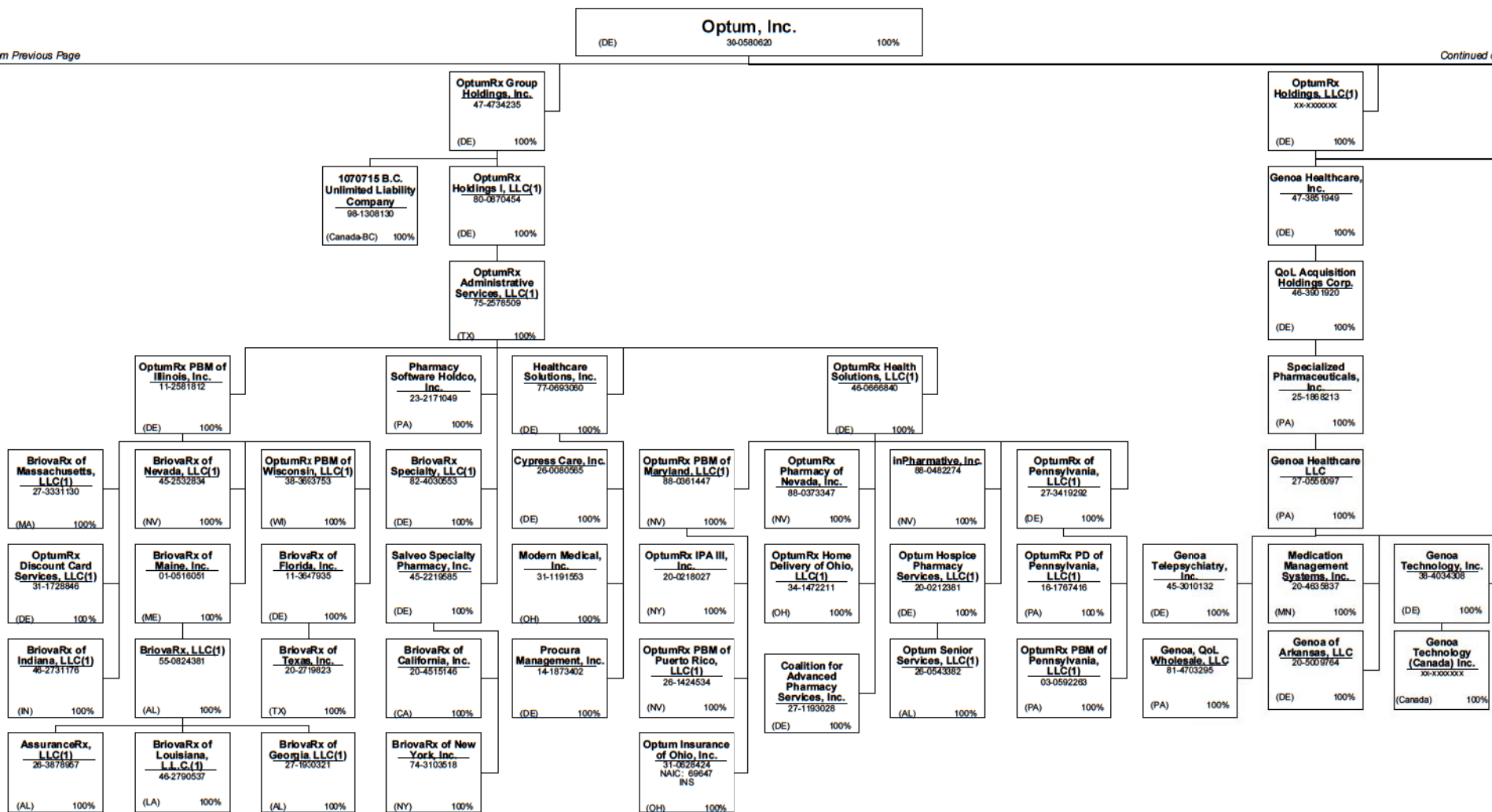
405

**SCHEDULE Y – INFORMATION CONCERNING ACTIVITIES OF INSURER MEMBERS OF A HOLDING COMPANY GROUP**

**PART 1 – ORGANIZATIONAL CHART**

Continued from Previous Page

Continued on Next Page

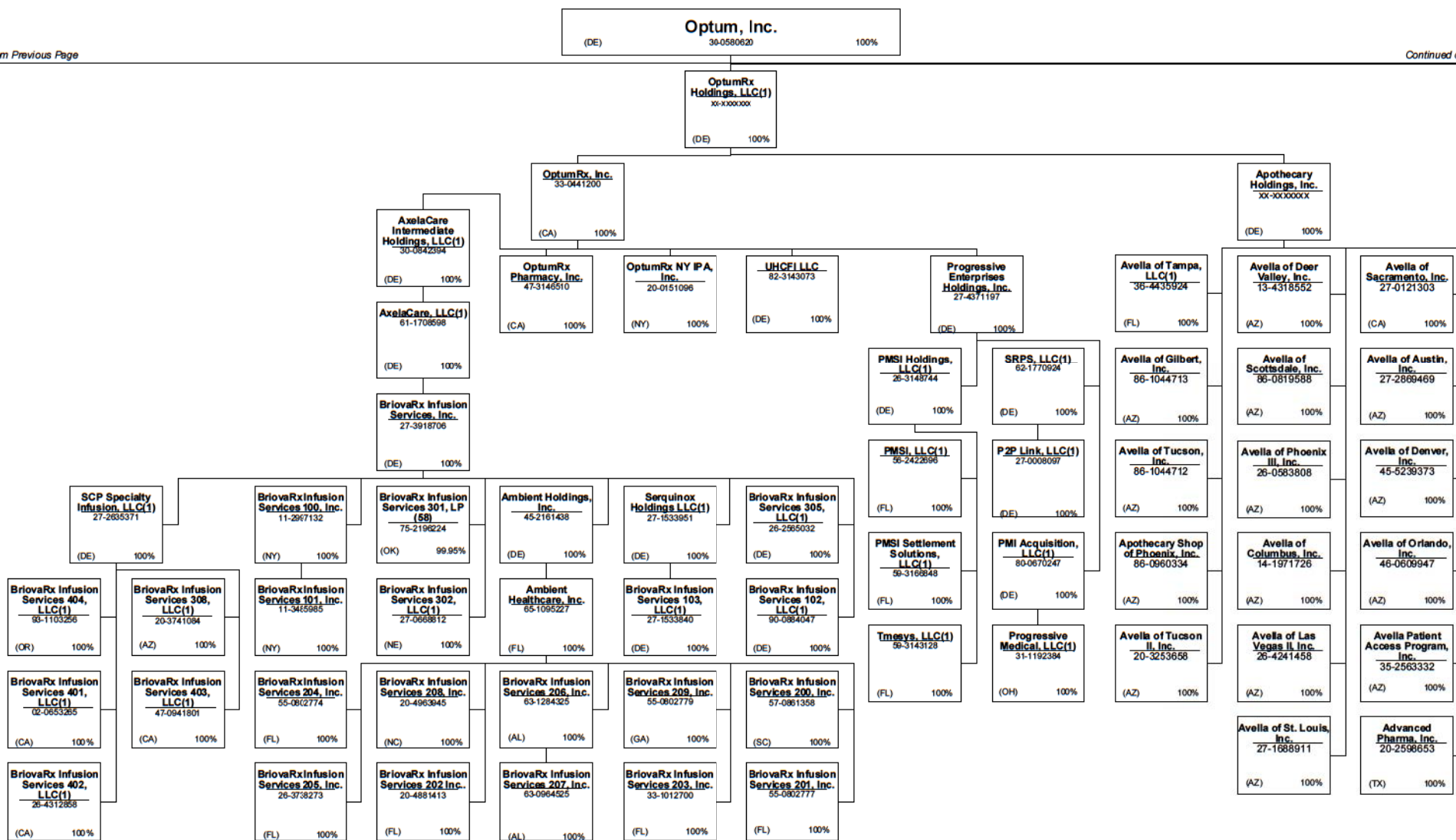


406

ANNUAL STATEMENT FOR THE YEAR 2018 OF THE AmeriChoice of New Jersey, Inc.

SCHEDULE Y – INFORMATION CONCERNING ACTIVITIES OF INSURER MEMBERS OF A HOLDING COMPANY GROUP

PART 1 – ORGANIZATIONAL CHART

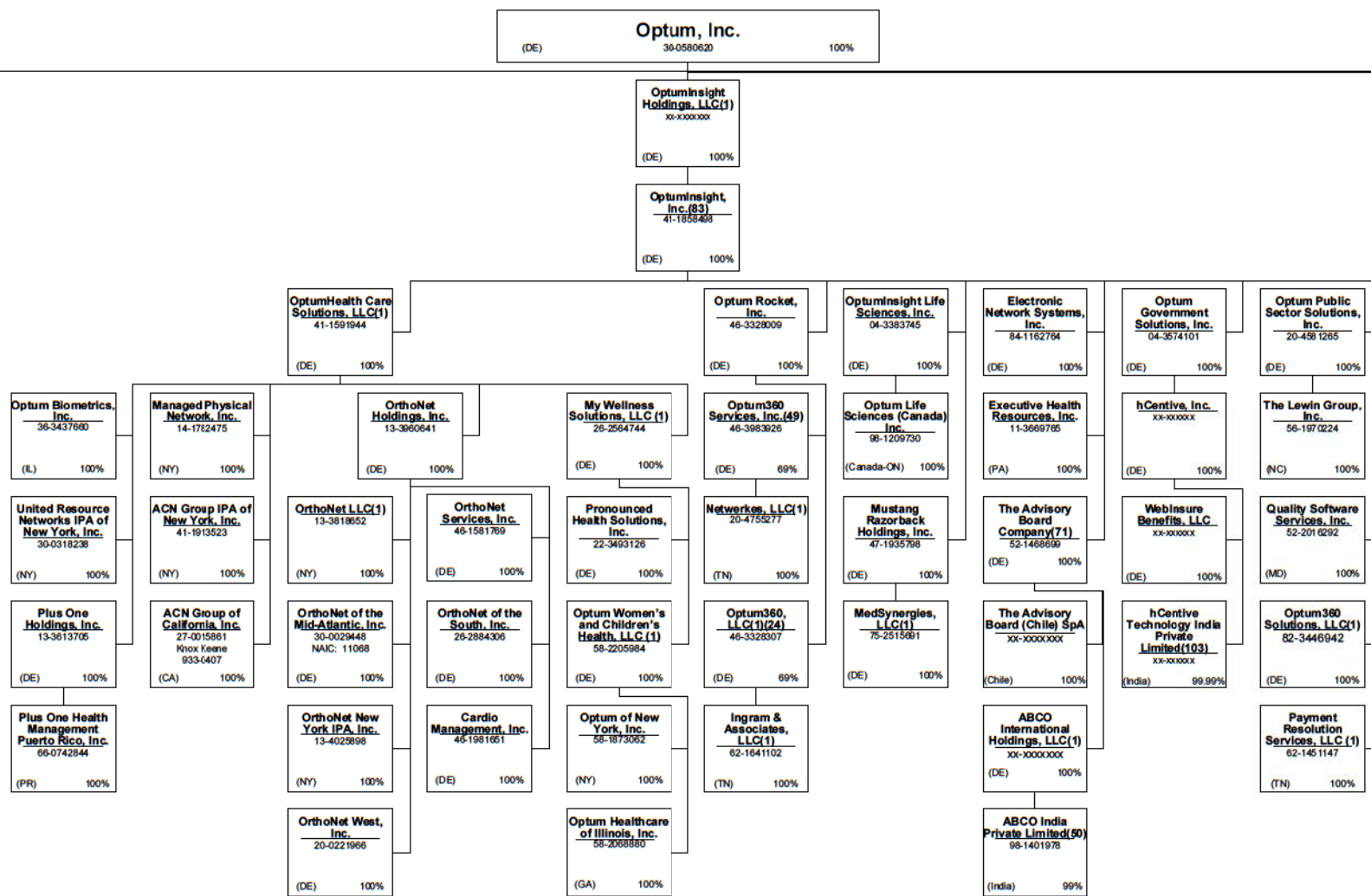


Continued from Previous Page

Continued on Next Page

**SCHEDULE Y – INFORMATION CONCERNING ACTIVITIES OF INSURER MEMBERS OF A HOLDING COMPANY GROUP**

**PART 1 – ORGANIZATIONAL CHART**



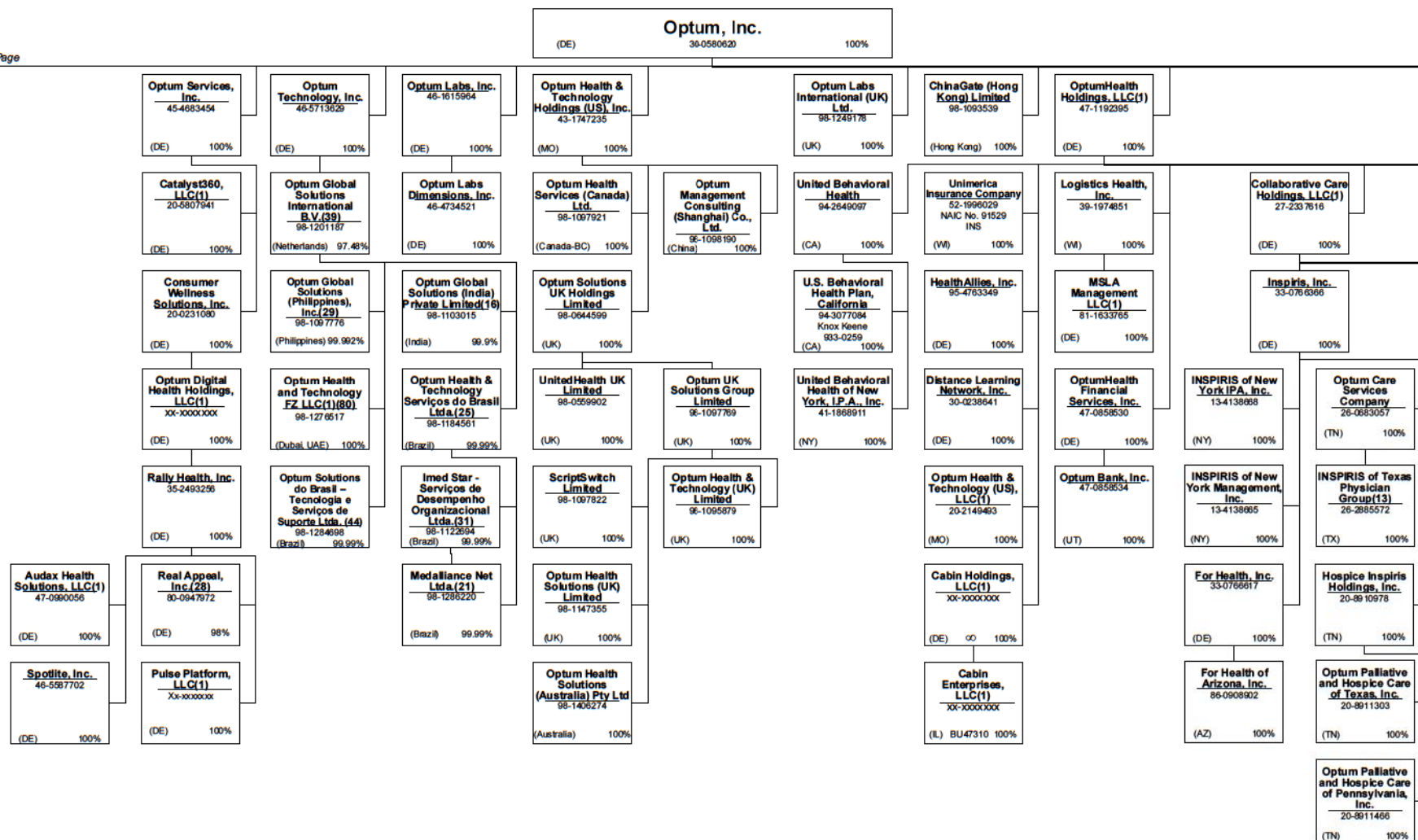
Continued from Previous Page

Continued on Next Page



SCHEDULE Y – INFORMATION CONCERNING ACTIVITIES OF INSURER MEMBERS OF A HOLDING COMPANY GROUP

PART 1 – ORGANIZATIONAL CHART



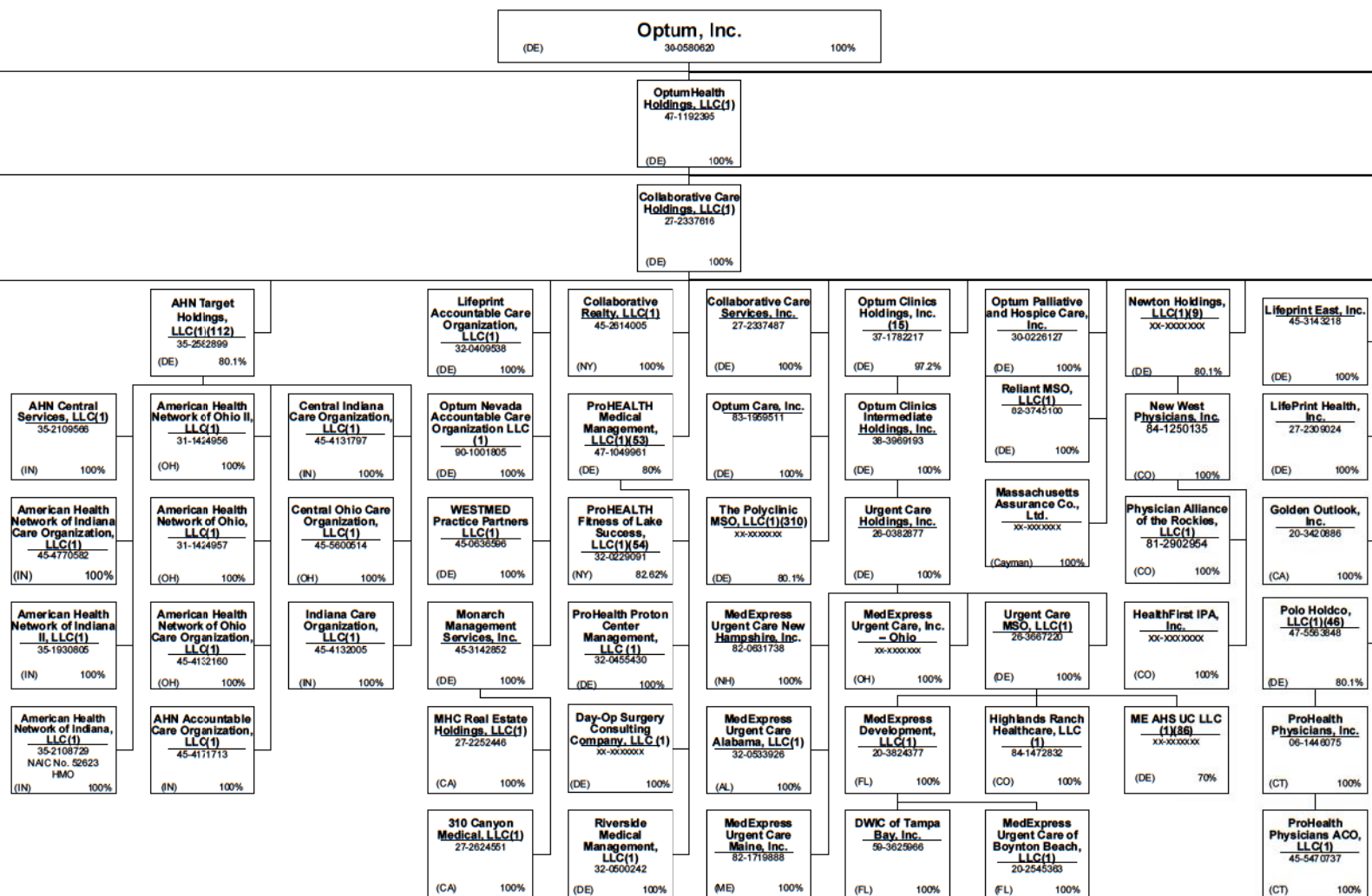
Continued from Previous Page

Continued on Next Page

ANNUAL STATEMENT FOR THE YEAR 2018 OF THE AmeriChoice of New Jersey, Inc.

SCHEDULE Y – INFORMATION CONCERNING ACTIVITIES OF INSURER MEMBERS OF A HOLDING COMPANY GROUP

PART 1 – ORGANIZATIONAL CHART



Continued from Previous Page

Continued on Next Page

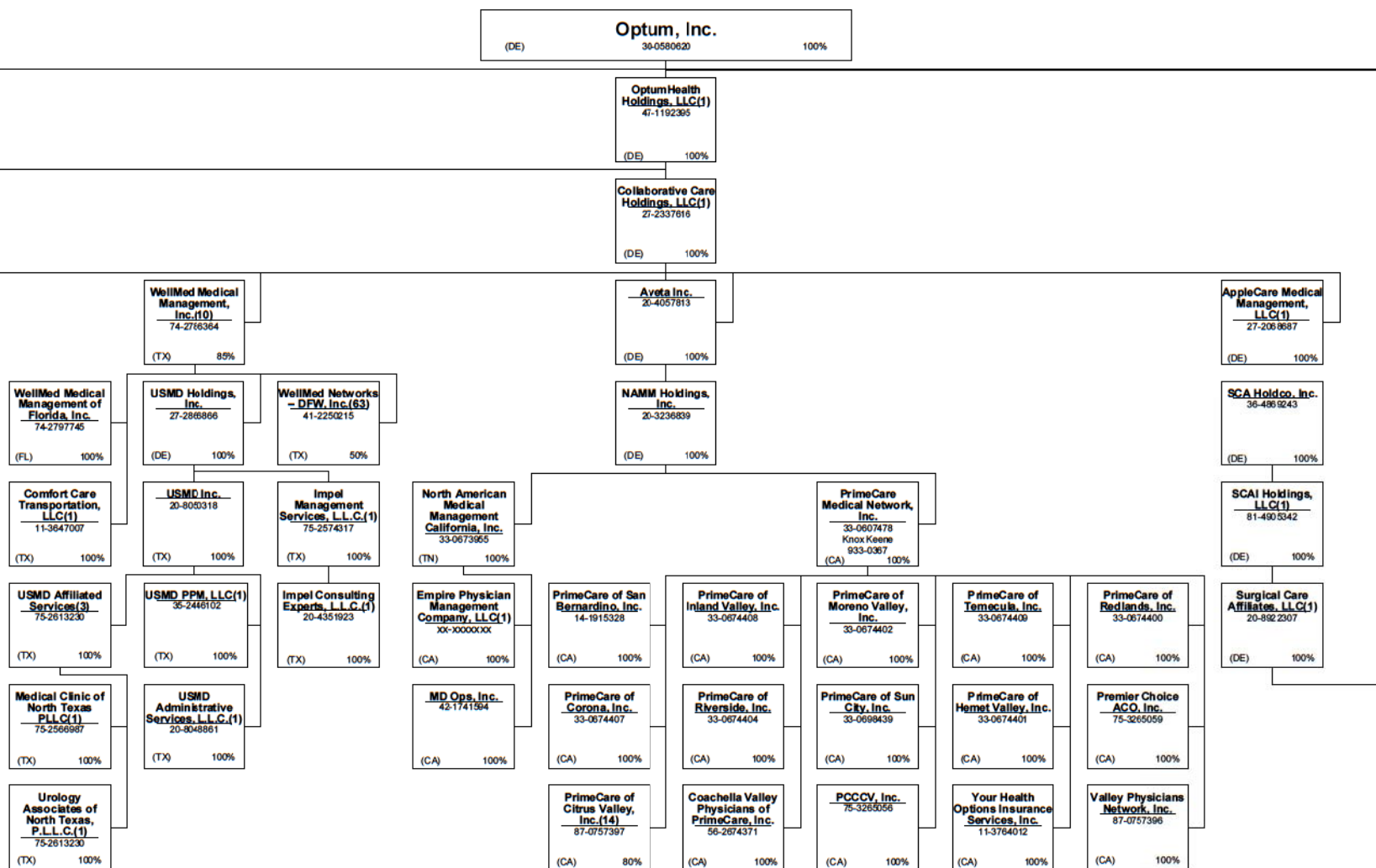
ANNUAL STATEMENT FOR THE YEAR 2018 OF THE AmeriChoice of New Jersey, Inc.

SCHEDULE Y – INFORMATION CONCERNING ACTIVITIES OF INSURER MEMBERS OF A HOLDING COMPANY GROUP

PART 1 – ORGANIZATIONAL CHART

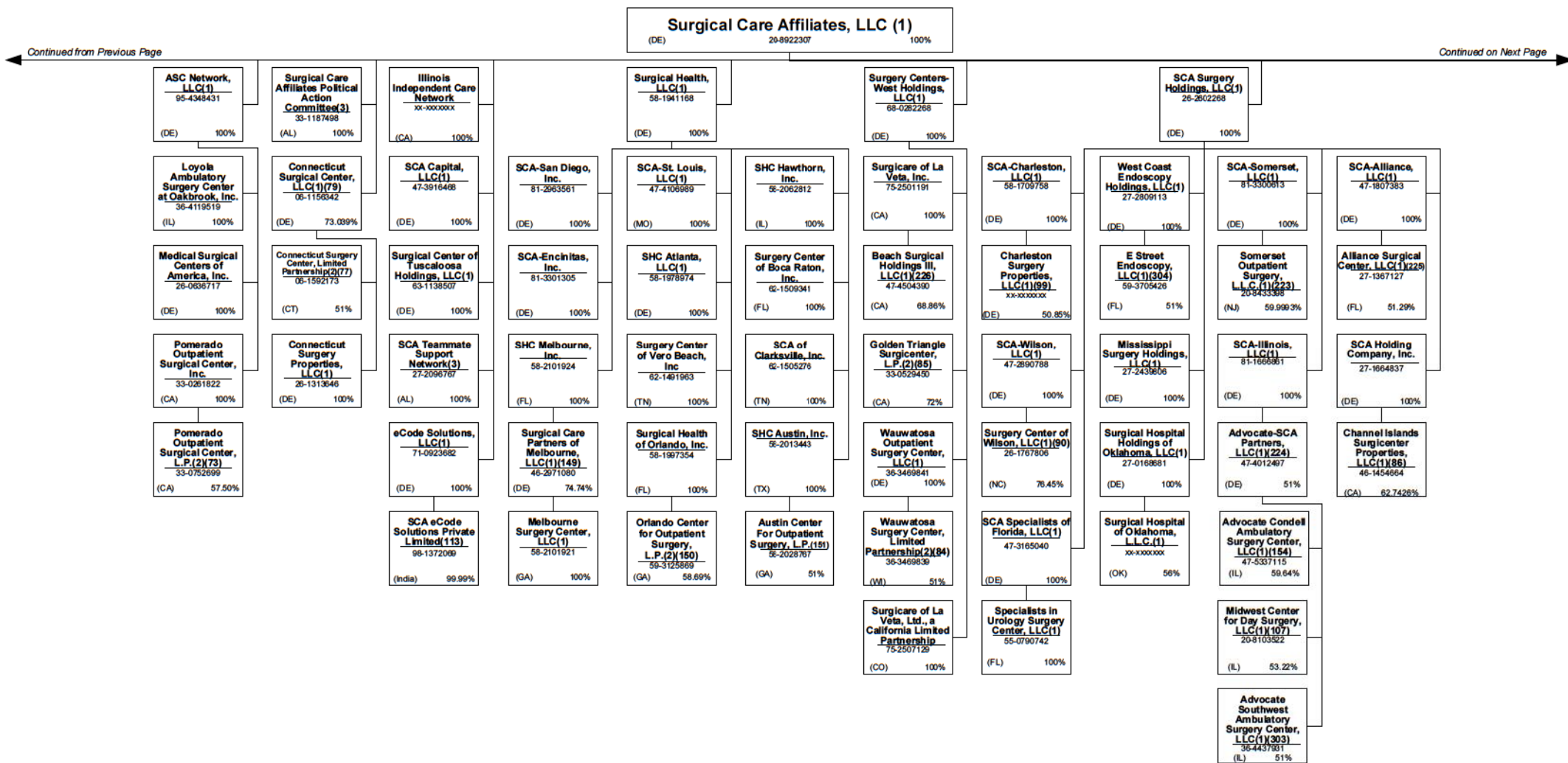
Continued from Previous Page

Continued on Next Page



**SCHEDULE Y – INFORMATION CONCERNING SCA ACTIVITIES OF INSURER MEMBERS OF A HOLDING COMPANY GROUP**

**PART 1 – ORGANIZATIONAL CHART**



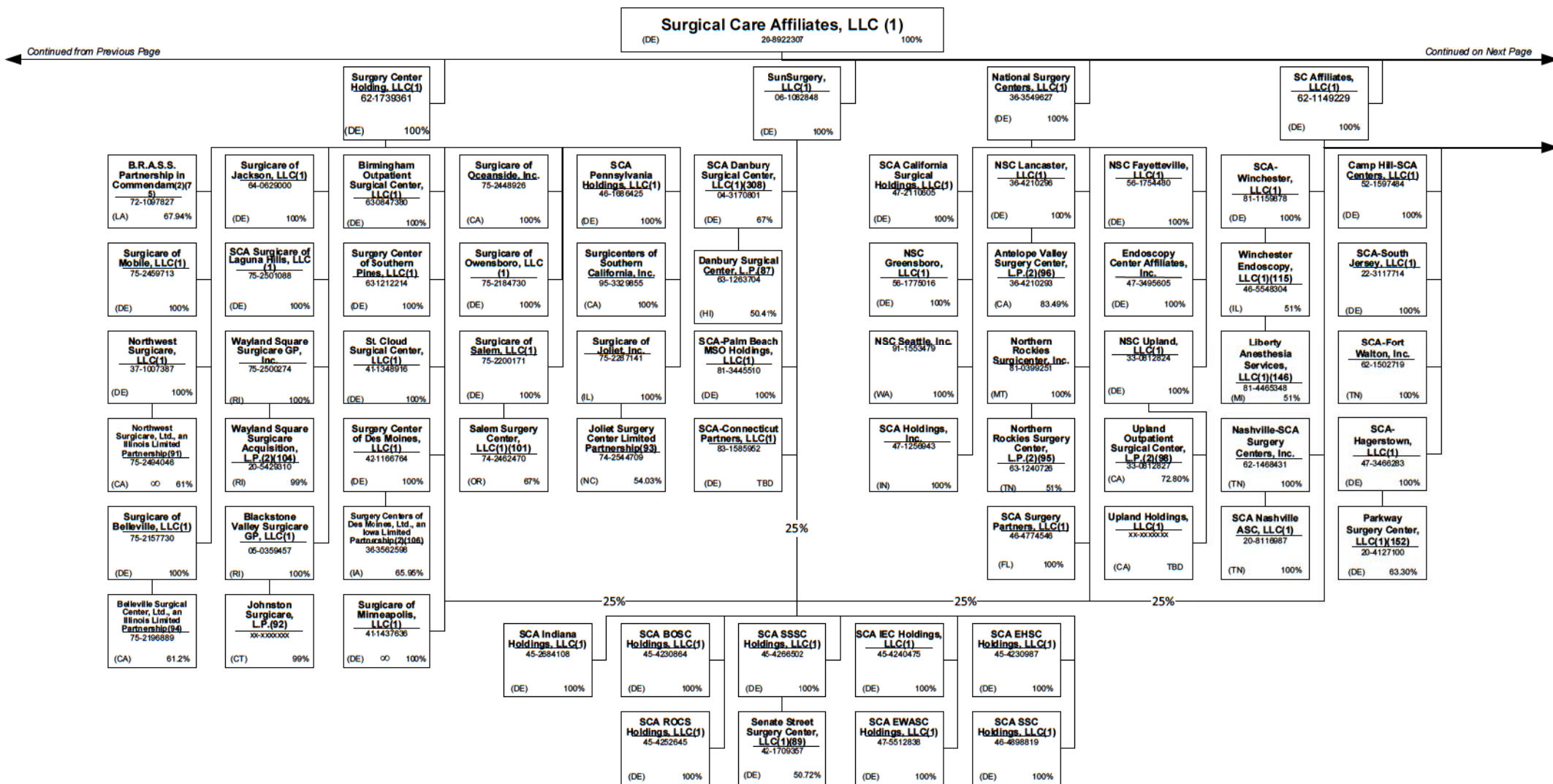
Continued from Previous Page

Continued on Next Page

ANNUAL STATEMENT FOR THE YEAR 2018 OF THE AmeriChoice of New Jersey, Inc.

SCHEDULE Y – INFORMATION CONCERNING ACTIVITIES OF INSURER MEMBERS OF A HOLDING COMPANY GROUP

PART 1 – ORGANIZATIONAL CHART




**SCHEDULE Y – INFORMATION CONCERNING ACTIVITIES OF INSURER MEMBERS OF A HOLDING COMPANY GROUP**

**PART 1 – ORGANIZATIONAL CHART**

**Surgical Care Affiliates, LLC (1)**  
(DE) 29-8922307 100%

**SC Affiliates, LLC(1)**  
62-1149229  
(DE) 100%




Continued from Previous Page

Continued on Next Page

**SCHEDULE Y – INFORMATION CONCERNING ACTIVITIES OF INSURER MEMBERS OF A HOLDING COMPANY GROUP**

**PART 1 – ORGANIZATIONAL CHART**



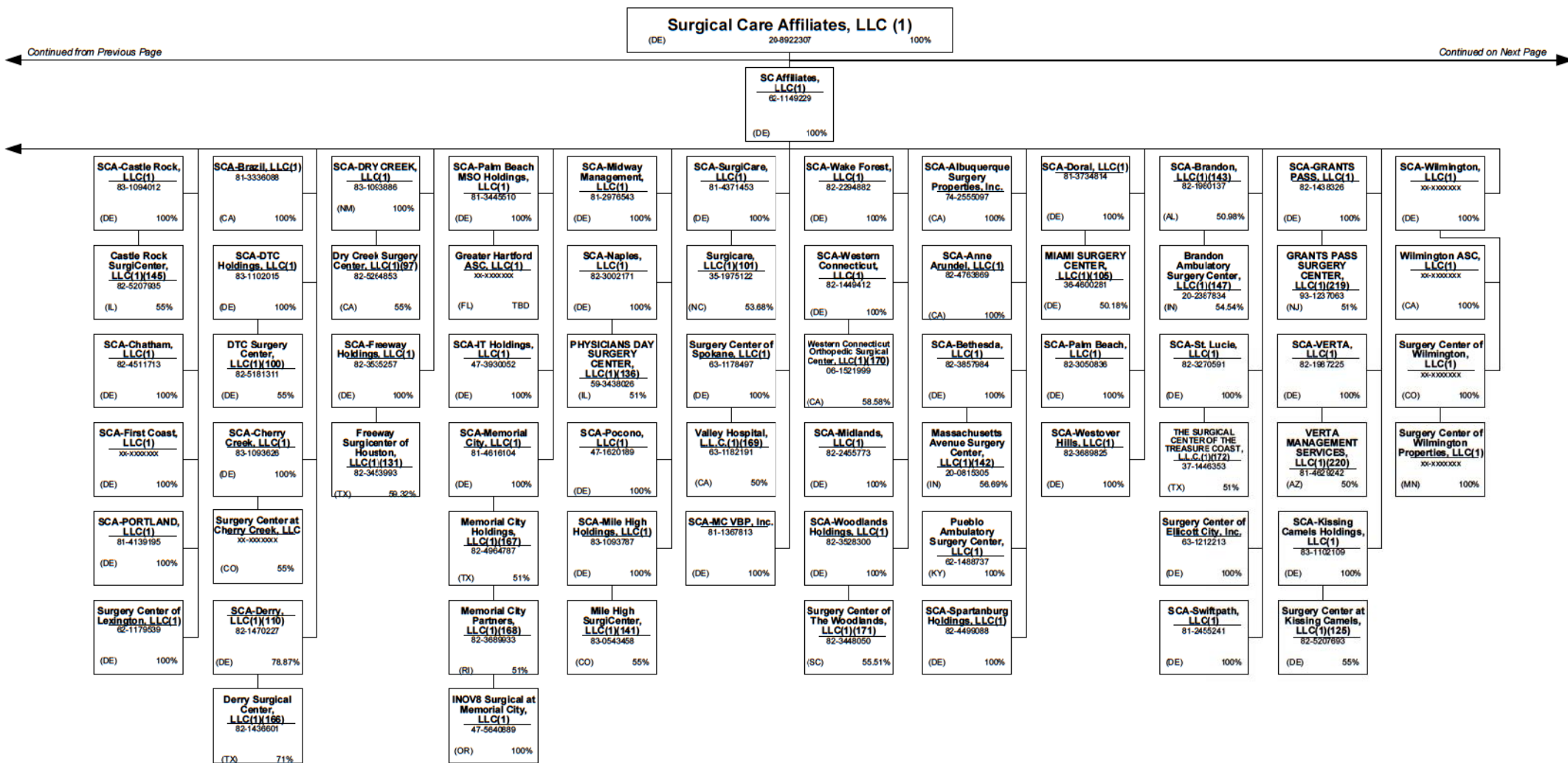
Continued from Previous Page

Continued on Next Page

ANNUAL STATEMENT FOR THE YEAR 2018 OF THE AmeriChoice of New Jersey, Inc.

SCHEDULE Y – INFORMATION CONCERNING ACTIVITIES OF INSURER MEMBERS OF A HOLDING COMPANY GROUP

PART 1 – ORGANIZATIONAL CHART





**SCHEDULE Y – INFORMATION CONCERNING ACTIVITIES OF INSURER MEMBERS OF A HOLDING COMPANY GROUP**

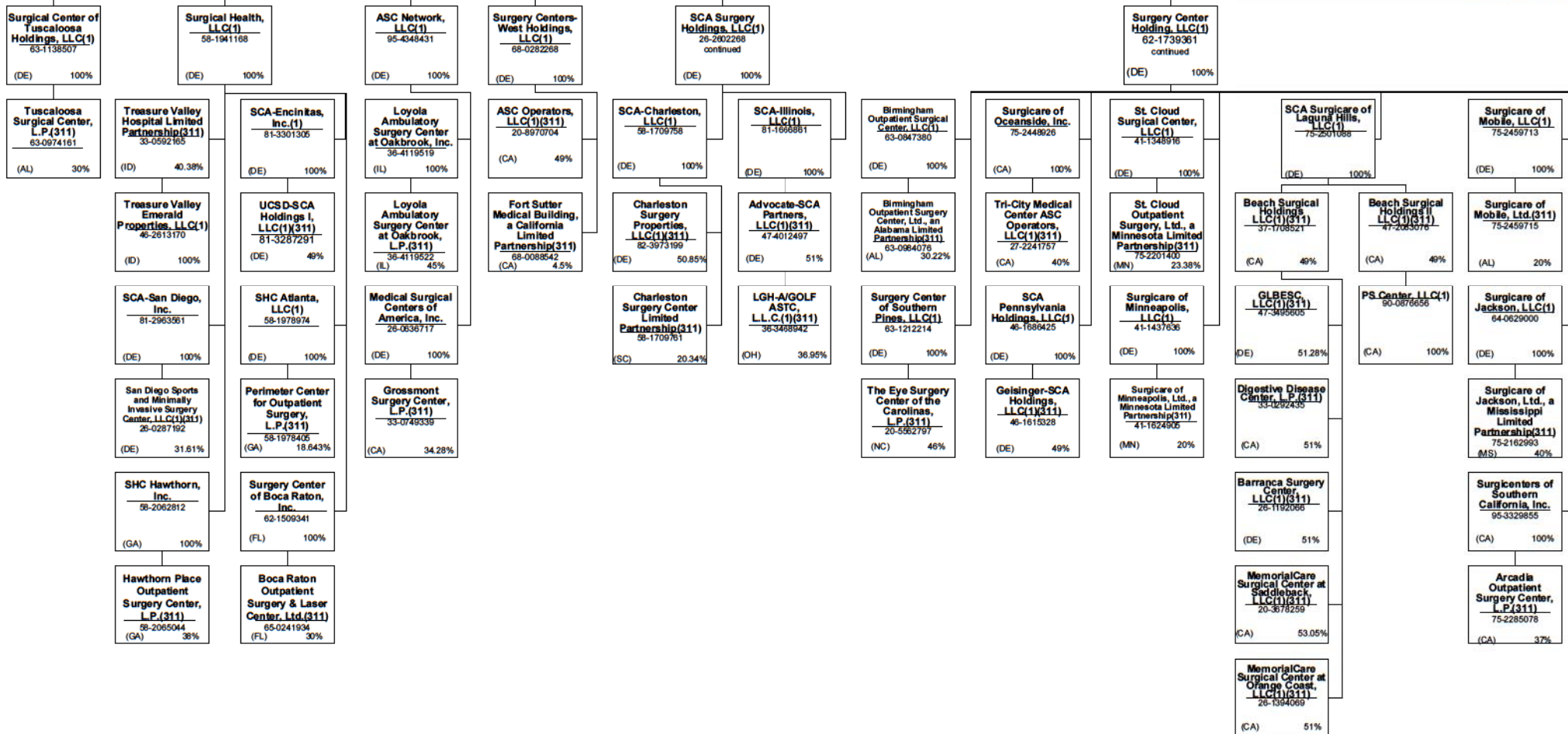
**PART 1 – ORGANIZATIONAL CHART**

NOTE: All Companies below are minority owned entities of Surgical Care Affiliates, LLC.

**Surgical Care Affiliates, LLC (1)**  
(DE) 20-8022307 100%

Continued from Previous Page

Continued on Next Page



**SCHEDULE Y – INFORMATION CONCERNING ACTIVITIES OF INSURER MEMBERS OF A HOLDING COMPANY GROUP**

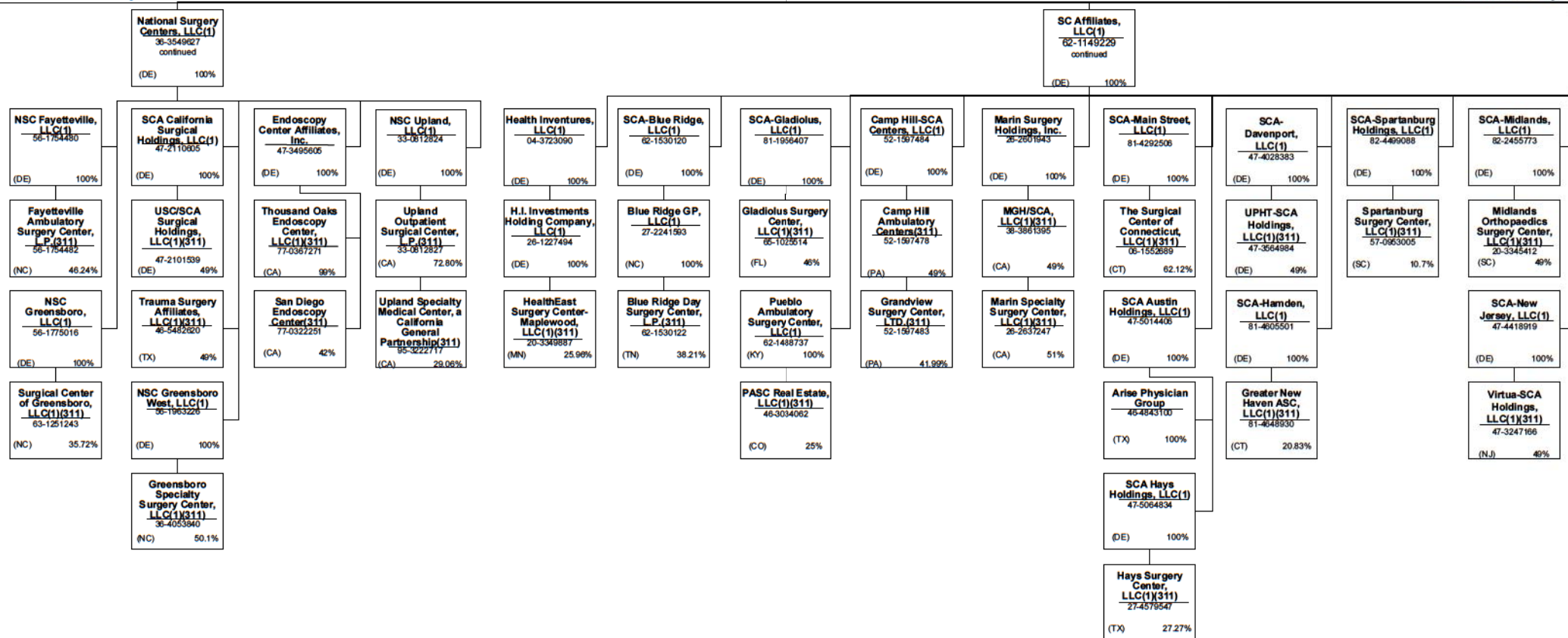
**PART 1 – ORGANIZATIONAL CHART**

NOTE: All Companies below are minority owned entities of Surgical Care Affiliates, LLC.

**Surgical Care Affiliates, LLC (1)**  
(DE) 20-8022307 100%

Continued from Previous Page

Continued on Next Page

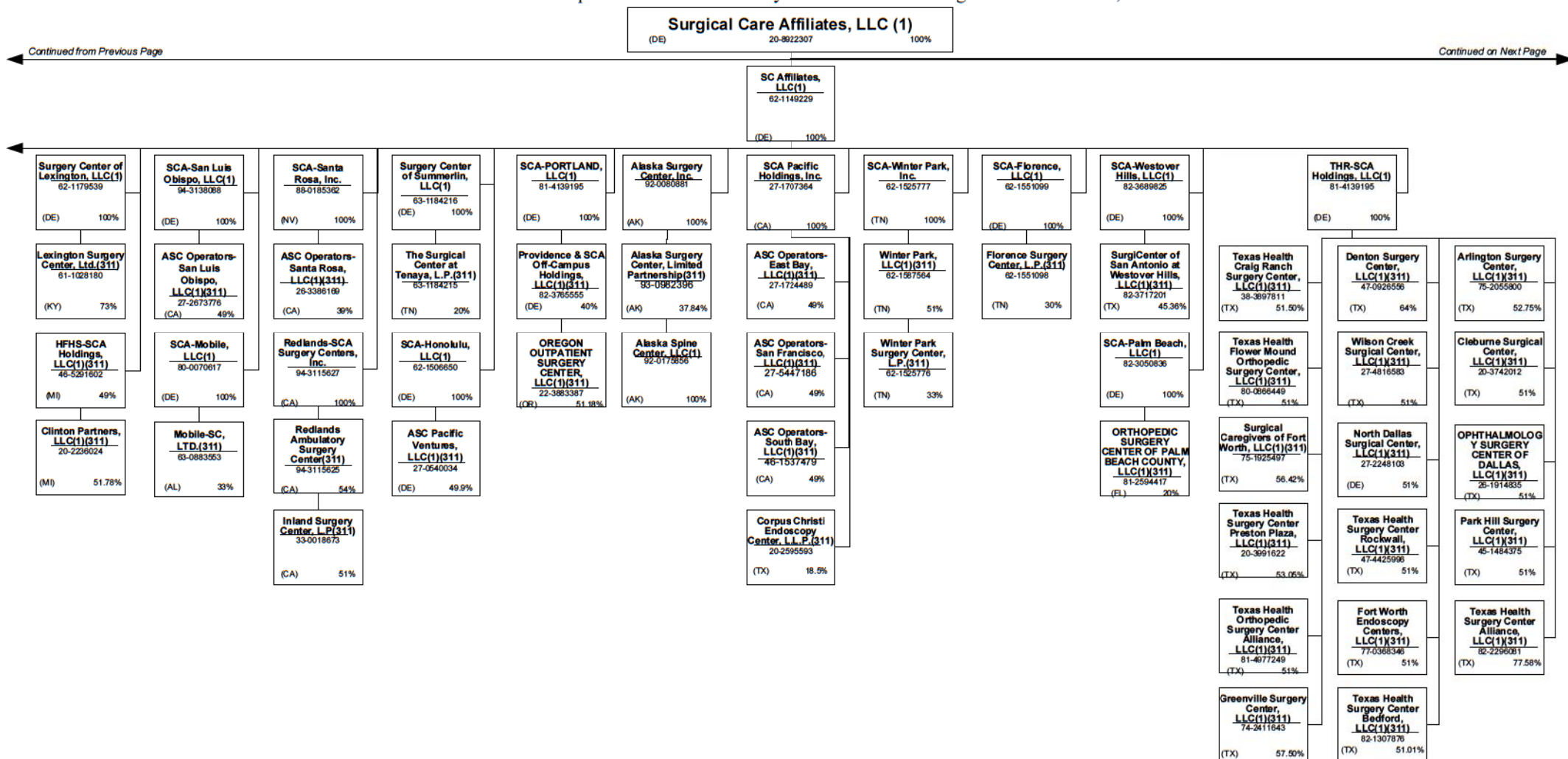


4018

**SCHEDULE Y – INFORMATION CONCERNING ACTIVITIES OF INSURER MEMBERS OF A HOLDING COMPANY GROUP**

**PART 1 – ORGANIZATIONAL CHART**

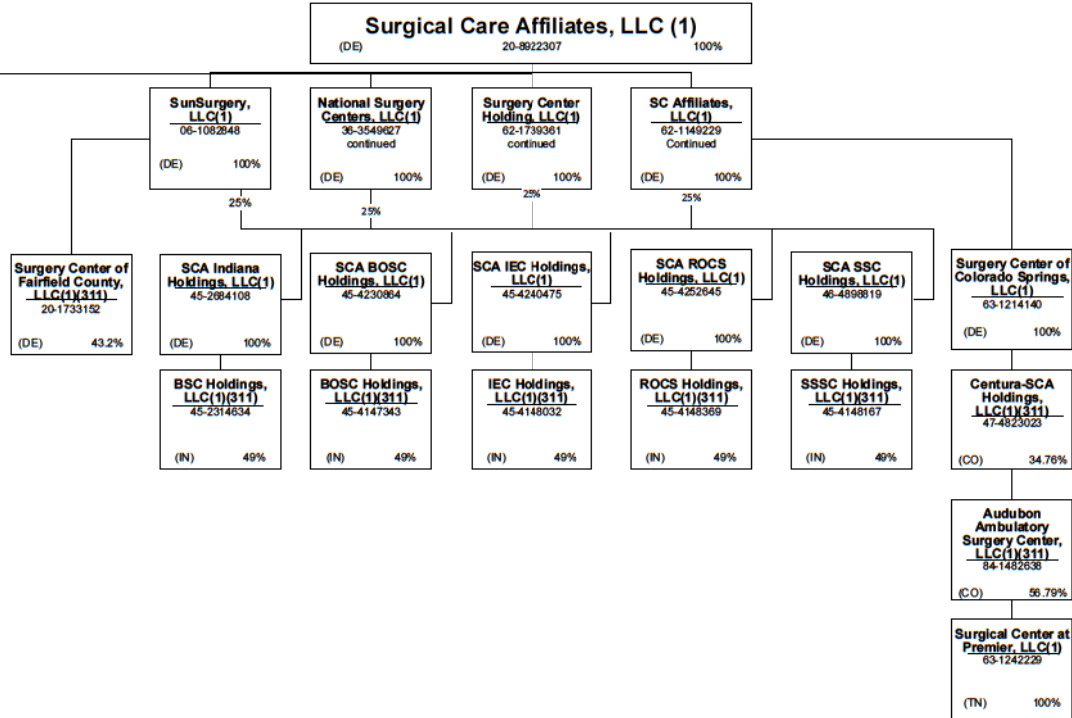
NOTE: All Companies below are minority owned entities of Surgical Care Affiliates, LLC.



40.19

**SCHEDULE Y – INFORMATION CONCERNING ACTIVITIES OF INSURER MEMBERS OF A HOLDING COMPANY GROUP**  
**PART 1 – ORGANIZATIONAL CHART**

NOTE: All Companies below are minority owned entities of Surgical Care Affiliates, LLC.



Continued from Previous Page

ANNUAL STATEMENT FOR THE YEAR 2018 OF THE AmeriChoice of New Jersey, Inc.

**SCHEDULE Y – INFORMATION CONCERNING ACTIVITIES OF INSURER MEMBERS OF A HOLDING COMPANY GROUP**

**PART 1 – ORGANIZATIONAL CHART**

Physician Owned Entities

Domiciliary			Domiciliary			Domiciliary		
Name	Location	ID Number	Name	Location	ID Number	Name	Location	ID Number
AppleCare Hospitalists Medical Group, Inc.	CA	14-1890491	MedExpress Urgent Care – New Jersey, P.C.	NJ	45-5388778	Monarch HealthCare, A Medical Group, Inc.	CA	33-0587660
AppleCare Medical ACO, LLC	CA	45-2852872	MedExpress Urgent Care - Northern New Jersey PC	NJ	83-2089623	Monarch Hospice, LLC	CA	30-0606451
AppleCare Medical Group St. Francis, Inc.	CA	33-0845269	MedExpress Urgent Care Arizona, P.C.	AZ	81-4030280	NAMM Medical Group Holdings, Inc.	CA	56-2627070
AppleCare Medical Group, Inc.	CA	33-0898174	MedExpress Urgent Care Arkansas, P.A.	AR	46-4348120	NAMM MGH, Inc.	CA	61-1627269
Aspectus, Inc.	MA	04-3403101	MedExpress Urgent Care California, P.C.	CA	82-0930142	Optum Clinic, P.A.	TX	75-2778455
Bexar Imaging Center, LLC	TX	22-3858211	MedExpress Urgent Care Connecticut, P.C.	CT	81-1956812	Optum Medical Services of California, P.C.	CA	30-0826311
California Spring Holdings, PC	CA	81-0881243	MedExpress Urgent Care Idaho, P.C.	ID	82-1135336	Optum Medical Services, P.C.	NC	45-3866363
Centers for Family Medicine, GP	CA	33-0483510	MedExpress Urgent Care Illinois, P.C.	IL	47-4308614	Physician Partners Medical Group, Inc.	CA	30-0516435
Centers for Family Medicine, GP	CA	33-0483510	MedExpress Urgent Care Iowa, P.C.	IA	81-5353472	Primary Care Associated Medical Group, Inc.	CA	33-0527335
David Moen, M.D. P.C.	NY		MedExpress Urgent Care Kansas, P.A.	KS	47-1919283	Prime Community Care, Inc.	CA	30-0516440
David R. Ferrell, M.D., P.C.	NV	45-2380022	MedExpress Urgent Care Minnesota P.C.	MN	81-1125396	ProHEALTH Accountable Care Medical Group, PLLC	NY	45-4469117
Day-Op Center of Long Island Inc.	NY		MedExpress Urgent Care Missouri P.C.	MO	47-3132625	ProHEALTH Ambulatory Surgery Center, Inc.	NY	11-3447394
Durable Medical Equipment, Inc.	MA	04-3106404	MedExpress Urgent Care North Carolina, P.C.	NC	81-5138747	ProHEALTH Care Associates LLP	NY	11-3355604
Greater Phoenix Collaborative Care, P.C.	AZ	27-2337725	MedExpress Urgent Care Oregon, P.C.	OR	82-1919436	ProHealth Physicians, P.C.	CT	06-1469068
Greater Phoenix Collaborative Care, P.C.	AZ	27-2337725	MedExpress Urgent Care Rhode Island, P.C.	RI	81-5362765	ProHEALTH Urgent Care Medicine of New Jersey LLP	NJ	47-5661535
Homecare Dimensions of Florida, Inc.	TX		MedExpress Urgent Care South Carolina, P.C.	SC	81-5380706	ProHEALTH Urgent Care Medicine, PLLC	NY	46-1883579
Homecare Dimensions, Inc.	TX		MedExpress Urgent Care Texas, P.A.	TX	47-5147441	Redlands Family Practice Medical Group, Inc.	CA	56-2627067
IN Style OPTICAL, LLC	MA	27-3296953	MedExpress Urgent Care Washington, P.C.	WA	82-2443118	Reliant Medical Group, Inc.	MA	22-2912515
Inland Faculty Medical Group, Inc.	CA	33-0618077	MedExpress Urgent Care Wisconsin, S.C.	WI	81-4281678	Riverside Pediatric Group, P.C.	NJ	22-3624559
Inspiris Medical Services of New Jersey, P.C.	NJ	45-2563134	MedExpress Urgent Care, Inc. – West Virginia	WV	26-4546400	Robert B. McBeath, M.D. II, P.C.	NV	86-0857176
INSPIRIS of Michigan Medical Services, P.C.	MI	27-1561674	MedExpress Urgent Care, P.C. – Georgia	GA	47-1804667	Robert B. McBeath, M.D. III, P.C.	NV	
INSPIRIS of New York Medical Services, P.C.	NY	13-4168739	MedExpress Urgent Care, P.C. – Indiana	IN	90-0929572	Robert B. McBeath, M.D., Professional Corporation	NV	88-0310956
INSPIRIS of Pennsylvania Medical Services, P.C.	PA		MedExpress Urgent Care, P.C. – Maryland	MD	45-3461101	Surgical Eye Experts, LLC	MA	
March Vision Care Group, Incorporated	CA	95-4874334	MedExpress Urgent Care, P.C. – Massachusetts	MA	47-1857908	Surgicare of La Veta, Ltd.	CA	75-2507129
March Vision Care IPA, Inc.	NY	27-3115058	MedExpress Urgent Care, P.C. – Michigan	MI	46-4793937	TeamMD Physicians, P.C.	IA	30-0445773
Mat-Rx Development, L.L.C.	TX	43-1967820	MedExpress Urgent Care, P.C. – Oklahoma	OK	47-1824365	Urgent Care New York, P.C.	NY	82-2400620
ME Urgent Care Nebraska, Inc.	NE	81-0936574	MedExpress Urgent Care, P.C. – Pennsylvania	PA	26-3750502	USMD of Arlington GP, L.L.C.	TX	73-1662757
MedExpress Employed Services, Inc.	DE	81-1265129	MedExpress Urgent Care, P.C. – Tennessee	TN	45-4973138	Waypoint Minnesota PC	MN	46-2854394
MedExpress Primary Care Arizona P.C.	AZ	81-4550969	MedExpress Urgent Care, P.C. – Virginia	VA	45-3123110	WellMed Medical Group, P.A.	TX	74-2574229
MedExpress Primary Care Kansas, P.A.	KS	81-4605885	MedExpress Urgent Care, P.S.C. - Kentucky	KY	83-1565124	WellMed Network of Florida, Inc.	TX	35-2314192
MedExpress Primary Care Maryland, P.C.	MD	82-3384324	MedExpress, Inc. – Delaware	DE	45-5436856	WellMed Networks, Inc.	TX	74-2889447
MedExpress Primary Care Massachusetts, P.C.	MA	82-1096099	Medical Clinic of North Texas, PLLC	TX	75-2566987	WellMed of Las Cruces, Inc.	TX	92-0183013
MedExpress Primary Care Minnesota P.C.	MN	81-4396738	Medical Support Los Angeles, A Medical Corporation	CA	95-4708497	WND Medical, PLLC	TX	45-2158334
MedExpress Primary Care Oklahoma, P.C.	OK	83-1077265	Memorial Healthcare IPA, GP	CA	95-4688463	XLHome Michigan, P.C.	MI	46-3537245
MedExpress Primary Care South Carolina, P.C.	SC	83-0764858	Memorial Healthcare IPA, GP	CA	95-4688463	XLHome Northeast, P.C.	NJ	45-5530241
MedExpress Primary Care Virginia, P.C.	VA	82-3395792	MHCH, Inc.	CA	80-0507474	XLHome Oklahoma, Inc.	OK	46-2931689
MedExpress Primary Care West Virginia, Inc.	WV	82-4401181	Mobile Medical Services, P.C.	NY	30-0445773	XLHome, P.C.	MD	27-3543997
MedExpress Primary Care Wisconsin, S.C.	WI	81-4563448	Monarch Health Plan, Inc.	CA	22-3935634			

Note: Represents physician-owned entities where the ultimate owner is deemed to have influence over the entity.

ANNUAL STATEMENT FOR THE YEAR 2018 OF THE AmeriChoice of New Jersey, Inc.

**SCHEDULE Y – INFORMATION CONCERNING ACTIVITIES OF INSURER MEMBERS OF A HOLDING COMPANY GROUP**

**PART 1 – ORGANIZATIONAL CHART**

**Notes**

All legal entities on the Organization Chart are Corporations unless otherwise indicated.

- (1) Entity is a Limited Liability Company
- (2) Entity is a Partnership
- (3) Entity is a Non-Profit Corporation
- (4) Control of the Foundation is based on sole membership, not the ownership of voting securities
- (5) COI Participações S.A. is 89.10289% owned by Esho – Empresa de Serviços Hospitalares S.A. and 10.8971% owned by COIPAR Participações S.A.
- (6) Health Net Services (Cayman) PIC is a Cayman exempted company registered by way of Continuation from Bermuda to the Cayman Islands.
- (7) UnitedHealthcare India Private Limited is 99.999335% owned by OptumHealth International B.V. and 0.000665% owned by UnitedHealth International, Inc. OptumHealth International BV holds 100% of the issued preference shares.
- (8) General partnership interests are held by United HealthCare Services, Inc. (89.77%) and by UnitedHealthcare, Inc. (10.23%). United HealthCare Services, Inc. also holds 100% of the limited partnership interests. When combining general and limited partner interests, United HealthCare Services, Inc. owns 94.13% and UnitedHealthcare, Inc. owns 5.83%.
- (9) Newton Holdings, LLC, is 80.1% owned by Collaborative Care Holdings, LLC and the remaining 19.9% is owned by outside shareholders.
- (10) WellMed Medical Management, Inc. is 85% owned by Collaborative Care Holdings, LLC and 15% owned by WMG Healthcare Partners, L.P.
- (11) Seisa Serviços Integrados de Saúde Ltda is 99.99% owned by Amil Assistência Médica Internacional S.A. and 0.00001% owned by Cemed Care – Empresa de Atendimento Clínico Geral Ltda.
- (12) Optum Health & Technology (India) Private Limited is 99.9996% owned by OptumHealth International B.V. and 0.0005% owned by United Behavioral Health.
- (13) INSPIRIS of Texas Physician Group is a Texas non-profit (taxable) whose sole member is Inspiris Services Company.
- (14) PrimeCare of Citrus Valley, Inc. is 80% owned by PrimeCare Medical Network, Inc. and 20% owned by Citrus Valley Medical Associates, Inc.
- (15) Optum Clinics Holdings, Inc. is 97.2% owned by Collaborative Care Holdings, LLC and 2.8% is owned by external shareholders.
- (16) Optum Global Solutions (India) Private Limited is 99.999466% owned by Optum Global Solutions International BV and 0.000534% UnitedHealth International, Inc. as nominee of Optum Global Solutions International BV per India requirement to have two shareholders.
- (17) Amico Saúde Ltda. is 98.927933% owned by Amil Assistência Médica Internacional S.A. and 1.072067% owned by Cemed Care – Empresa de Atendimento Clínico Geral Ltda.
- (18) Esho – Empresa de Serviços Hospitalares S.A. is 99.667% owned by Amil Assistência Médica Internacional S.A. and the remaining 0.31798923769% is owned by external shareholders and 0.01462081947% is owned by Treasury Shares.
- (19) Esho – Empresa de Tecnologia Hospitalar Ltda. 82.642% owned by Amil Assistência Médica Internacional S.A. and 17.358% owned by an external shareholder.
- (20) Orthology, Inc. is 98% owned by UnitedHealth Group Ventures, LLC and 2% owned by external shareholders.
- (21) Medalliance Net Ltda. is owned 99.999985% by Optum Health & Technology Serviços do Brasil Ltda. and 0.000015% by UHG Brasil Participações S.A.
- (22) Branch offices in Iraq and Uganda.

- (23) Cemed Care Empresa de Atendimento Clínico Geral Ltda. is 99.9999996% owned by Amil Assistência Médica Internacional S.A. and 0.000004% owned by Esho – Empresa de Serviços Hospitalares S.A.
- (24) Optum 360, LLC is 69% owned by Optum Rocket, Inc; the remaining 31% is owned by external holders.
- (25) Optum Health & Technology Serviços do Brasil Ltda. is 99.9964% owned by Optum Global Solutions International B.V. and .0036% owned by OptumInsight, Inc.
- (26) Bosque Medical Center Ltda. is 82.58% owned by Amil Assistência Médica Internacional S.A. and 17.41182% owned by Esho – Empresa de Serviços Hospitalares S.A.
- (27) H&W Indemnity (SPC), Ltd. is an exempted segregated portfolio company organized under the laws of the Cayman Islands and holds a Cayman insurance license.
- (28) Real Appeal, Inc. is 98% owned by Rally Health, and the remaining 2% is owned by external shareholders.
- (29) Optum Global Solutions (Philippines), Inc. is 99.992% owned by Optum Global Solutions International B.V., and the remaining 0.008% is held by individual shareholders who are directors of the company.
- (30) Amil Clinical Research Participações Ltda. is 99.95% owned by Esho – Empresa de Serviços Hospitalares S.A. and 0.05% owned by Cemed Care – Empresa de Atendimento Clínico Geral Ltda.
- (31) Imed Star Serviços de Desempenho Organizacional Ltda. is 99.99998% owned by Optum Health & Technology Serviços do Brasil Ltda and 0.00002% owned by UHG Brasil Participações S.A.
- (32) Hospital de Clínicas de Jacarepaguá Ltda. is 99.999999% owned by Esho – Empresa de Serviços Hospitalares S.A. and 0.000001% is owned by Cemed Care – Empresa de Atendimento Clínico Geral Ltda.
- (33) Hospital Alvorada Taguatinga Ltda. is 82.595% owned by Amil Assistência Médica Internacional S.A. 9.90% by Bosque Medical Center Ltda., and 5.06% is owned by Hospital Samaritano de São Paulo Ltda.
- (34) Registered as foreign shareholder in Brazil. Optum Global Solutions International B.V. is held 97.48% by Optum Technology, Inc. and 2.52% by OptumHealth International B.V.
- (35) FrontierMEDEX Kenya Limited is 99.9% owned by UnitedHealthcare Global Medical (UK) Limited and 0.1% owned by UnitedHealthcare International I B.V.
- (36) UnitedHealthcare Global Canada Limited is registered in Nova Scotia and Newfoundland & Labrador.
- (37) The limited partners of UnitedHealth Group International, L.P. include FMG Holdings, LLC (29.39634%), and UnitedHealth Group Incorporated (70.60366%).
- (38) Polar II Fundo de Investimento em Participações is a Brazilian private equity investment fund incorporated in the form of a closed-end condominium.
- (39) Optum Global Solutions International B.V. is 97.48% owned by Optum Technology, Inc. and 2.52% is owned by OptumHealth International B.V.
- (40) Amil Assistência Médica Internacional S.A. is 91.81% owned by Polar II Fundo de Investimento em Participações and the remaining 8.19% is owned by the former controlling shareholders of Amil Assistência Médica Internacional S.A.
- (41) Lusíadas A.C.E. is 55% owned by Lusíadas, SGPS, S.A., 10% owned by Lusíadas – Parcerias Cascais, S.A., 20% owned by Lusíadas, S.A., 5% owned by Clínica Médico Cirúrgica de Santa Tecla, S.A. and 10% owned by CLISA – Clínica de Santo António, S.A.
- (42) Centro Médico PJ Ltda. is 99.99998% owned by Esho – Empresa de Serviços Hospitalares S.A. and 0.00002% is owned by Cemed Care – Empresa de Atendimento Clínico Geral Ltda.

- (43) Frontier Medex Tanzania Limited is 99% owned by UnitedHealthcare Global Medical (UK) Limited. The remaining 1% is owned by a former officer of Frontier MEDEX Limited and is being transferred to UnitedHealthcare International I BV.
- (44) Optum Solutions do Brasil – Tecnologia e Serviços de Suporte Ltda., is 99.999998% owned by Optum Global Solutions International B.V. and 0.000002% owned by OptumInsight, Inc. (45) Multiangio Ltda. is 93% owned by Esho – Empresa de Serviços Hospitalares S.A. and the remaining 7% is owned by external shareholders.
- (46) Polo Holdco, LLC is 80.1% owned by Collaborative Care Holdings, LLC and the remaining 19.9% being owned by an outside third party.
- (47) Excellion Serviços Biomédicos Ltda is 99.999997% owned by Esho – Empresa de Serviços Hospitalares S.A. and 0.000003% is owned by Cemed Care - Empresa de Atendimento Clínico Geral Ltda.
- (48) Hospital Samaritano de São Paulo Ltda. is 99.9999998% owned by Esho – Empresa de Serviços Hospitalares S.A. and the remaining 0.0000002% is owned by Hospital Alvorada Taguatinga Ltda.
- (49) Optum360 Services, Inc. is 69% owned by Optum Rocket, Inc. and the remaining 31% is owned by external investors.
- (50) ABCO India Private Limited is 99% owned by ABCO International Holdings, LLC and 1% owned by The Advisory Board Company.
- (51) Branch office located in the United States.
- (52) UnitedHealthcare Insurance Company has a representative office in Beijing, China.
- (53) ProHEALTH Medical Management, LLC is 80% owned by Collaborative Care Holdings, LLC and 20% owned by an external shareholder.
- (54) ProHEALTH Fitness of Lake Success, LLC is 82.62% owned by ProHEALTH Medical Management, LLC and 17.38% by an external shareholder.
- (55) Savvysherpa Asia, Inc. is 99% owned by Savvysherpa, LLC and the remaining 1% is owned by a number of individual shareholders.
- (56) Fortify Technologies Asia, LLC is 99% owned by Savvysherpa, LLC and the remaining 1% is owned by a number of individual shareholders.
- (57) Virtual Therapeutics Corporation is 67% owned by Savvysherpa, LLC and the remaining 33.4% is owned by an outside third party.
- (58) BriovaRx Infusion Services 301, LP is 99.95% owned by AxelaCare Holdings, Inc. with the remaining 0.05% interest as a limited partner being held by BriovaRx Infusion Services 305, LLC.
- (59) XLHealth Corporation holds 99.998%, UnitedHealth International, Inc. holds .002%.
- (60) Hospitais Associados de Pernambuco Ltda. is 99.99992% owned by Esho – Empresa de Serviços Hospitalares S.A. and the remaining 0.00008% is owned by Hospital Alvorada Taguatinga Ltda
- (61) Topimagem Diagnóstico por Imagem Ltda. is 99% owned by Esho – Empresa de Serviços Hospitalares S.A., and the remaining 1% interest is owned by external shareholders.
- (62) Dilab – Medicina Nuclear Ltda is 95% owned by Esho – Empresa de Serviços Hospitalares S.A. and the remaining 5% is owned by external shareholders.
- (63) WellMed Networks – DFW, Inc. is 50% owned by WellMed Networks, Inc. and 50% owned by USMD Inc. WellMed Medical Management, Inc. controls 100% of WellMed Networks - DFW.
- (64) Clínica Oftalmológica Danilo de Castro Sociedade Simples is 99.66% owned by Hospital Alvorada de Taguatinga Ltda. and the remaining 0.333333% is owned by Lotten-Eyes Oftalmologia Clínica e Cirúrgica Ltda.
- (65) Lotten-Eyes Oftalmologia Clínica e Cirúrgica Ltda. is 99.99% owned by Hospital Alvorada de Taguatinga Ltda. and the remaining 0.000012% is owned by Esho – Empresa de Serviços Hospitalares S.A.

ANNUAL STATEMENT FOR THE YEAR 2018 OF THE AmeriChoice of New Jersey, Inc.

**SCHEDULE Y – INFORMATION CONCERNING ACTIVITIES OF INSURER MEMBERS OF A HOLDING COMPANY GROUP**

**PART 1 – ORGANIZATIONAL CHART**

**Notes**

All legal entities on the Organization Chart are Corporations unless otherwise indicated.

- (66) CMO – Centro Médico de Oftalmologia S/S Ltda. is 99% owned by Hospital Alvorada de Taguatinga Ltda. and the remaining 1% is owned by Lotten-Eyes Oftalmologia Clinica e Cirurgica Ltda.
- (67) UHCG-FZE is registered in the Dubai Silicon Oasis free zone
- (68) Elual Participações S.A. is 60% owned by Amil Assistência Médica Internacional S.A. and 40% by Esho – Empresa de Serviços Hospitalares S.A.
- (69) Hospital Santa Helena S.A. is 65.21% owned by Elual Participações S.A. and 33.60% owned by Esho – Empresa de Serviços Hospitalares S.A. and 1.19% is owned by external shareholder
- (70) Santa Helena Assistência Médica S.A. is 65.21% owned by Elual Participações S.A. and the remaining 33.60% is owned by Amil Assistência Médica Internacional S.A. and 1.19% is owned by external shareholder.
- (71) Registered branches in Australia and the UK. (72) Hospital Ana Costa S.A. is 98.66950% owned by Plano de Saúde Ana Costa Ltda., 1.04247% by Hospital Alvorada Taguatinga Ltda. and the remaining 0.28802% is owned by external shareholders.
- (73) The remaining 42.50% is owned by multiple sources.
- (74) The remaining 0.0001% is owned by Amil Assistência Médica Internacional S.A.
- (75) The remaining 32.06% is owned by multiple sources.
- (76) Hospital Alvorada de Taguatinga Ltda. decreased its ownership in Casa de Saúde Santa Therezinha S.A. from 100% to 99.99%. The remaining 0.000001% is owned by Esho – Empresa de Serviços Hospitalares S.A.
- (77) The remaining 49% is owned by multiple sources.
- (78) The remaining 0.0005% is owned by Hospital Alvorada Taguatinga Ltda.
- (79) The remaining 26.96% is owned by multiple sources.
- (80) Registered in the Dubai Healthcare City free zone.
- (81) UnitedHealthcare International X S.á.r.l. (holds 100% of the common shares, 403,948,524 common shares). UnitedHealthcare International V S.á.r.l. (holds 100% of the preferred shares, 513,899,520)
- (82) Plano de Saúde Ana Costa Ltda. is 74.85961% owned by Amil Assistência Médica Internacional S.A. and the remaining 25.14039% is owned by Santos Administração e Participações S.A.
- (83) OptumInsight, Inc. is registered as foreign shareholders in Brazil.
- (84) The remaining 49% is owned by multiple sources.
- (85) The remaining 28% is owned by multiple sources.
- (86) The remaining 37.26% is owned by multiple sources.
- (87) The remaining 49.59% is owned by multiple sources.
- (88) The remaining 37.88% is owned by multiple sources.
- (89) The remaining 49.26% is owned by multiple sources.
- (90) The remaining 23.55% is owned by multiple sources.
- (91) The remaining 39% is owned by multiple sources.
- (92) The remaining 1% is owned by multiple sources.
- (93) The remaining 45.97% is owned by multiple sources.
- (94) The remaining 38.80% is owned by multiple sources.
- (95) The remaining 49% is owned by multiple sources.
- (96) The remaining 16.51% is owned by multiple sources.
- (97) The remaining 45% is owned by multiple sources.
- (98) The remaining 27.20% is owned by multiple sources.
- (99) The remaining 49.15% is owned by multiple sources.
- (100) The remaining 45% is owned by multiple sources.
- (101) The remaining 33% is owned by multiple sources.

- (102) UnitedHealthcare International X S.á.r.l. (holds 100% of the common shares, 403,948,524 common shares). UnitedHealthcare International V S.á.r.l. (holds 100% of the preferred shares, 513,899,520)
- (103) The remaining 0.01% is owned by an individual shareholder.
- (104) The remaining 1% is owned by multiple sources.
- (105) The remaining 49.82% is owned by multiple sources.
- (106) The remaining 32.05% is owned by multiple sources.
- (107) The remaining 46.77% is owned by multiple sources.
- (108) The remaining 34.6% is owned by multiple sources.
- (109) The remaining 41.58% is owned by multiple sources.
- (110) The remaining 21.13% is owned by multiple sources.
- (111) The remaining 50% is owned by multiple sources.
- (112) The remaining 19.9% is owned by Nineteen.Nine Holdings, LLC.
- (113) The remaining 0.01% is owned by an individual shareholder.
- (114) The remaining 42.46% is owned by multiple sources.
- (115) The remaining 49% is owned by multiple sources.
- (116) The remaining 47.55% is owned by multiple sources.
- (117) The remaining 2% is owned by multiple sources.
- (118) The remaining 45.91% is owned by multiple sources.
- (119) The remaining 23% is owned by multiple sources.
- (120) The remaining 3% is owned by multiple sources.
- (121) The remaining 54.93% is owned by multiple sources.
- (122) The remaining 43% is owned by multiple sources.
- (123) The remaining 8% is owned by multiple sources.
- (124) The remaining 47.81% is owned by multiple sources.
- (125) The remaining 45% is owned by multiple sources.
- (126) The remaining 41% is owned by multiple sources.
- (127) The co-founders of Pacifica Labs, Inc. own the remaining 14.21%.
- (128) The remaining 50% is owned by multiple sources.
- (129) The remaining 41% is owned by multiple sources.
- (130) The remaining 50% is owned by multiple sources.
- (131) The remaining 40.68% is owned by multiple sources.
- (132) The remaining 51.50% is owned by multiple sources.
- (133) The remaining 49.9% is owned by multiple sources.
- (134) The remaining 13% is owned by multiple sources.
- (135) The remaining 39.17% is owned by multiple sources.
- (136) The remaining 49% is owned by multiple sources.
- (137) The remaining 46.34% is owned by multiple sources.
- (138) The remaining 35% is owned by multiple sources.
- (139) The remaining 48.06% is owned by multiple sources.
- (140) The remaining 46% is owned by multiple sources.
- (141) The remaining 45% is owned by multiple sources.
- (142) The remaining 43.31% is owned by multiple sources.
- (143) The remaining 49.02% is owned by multiple sources.
- (144) The remaining 45.73% is owned by multiple sources.
- (145) The remaining 45% is owned by multiple sources.
- (146) The remaining 27.47% is owned by multiple sources.
- (147) The remaining 45.46% is owned by multiple sources.
- (148) The remaining 43.16% is owned by multiple sources.
- (149) The remaining 23.26% is owned by multiple sources.
- (150) The remaining 41.30% is owned by multiple sources.
- (151) The remaining 49% is owned by multiple sources.
- (152) The remaining 36.7% is owned by multiple sources.

- (153) The remaining 26.96% is owned by multiple sources.
- (154) The remaining 40.35% is owned by multiple sources (155-165) TBD
- (166) The remaining 29% is owned by multiple sources.
- (167) The remaining 49% is owned by multiple sources.
- (168) The remaining 49% is owned by multiple sources.
- (169) The remaining 50% is owned by multiple sources.
- (170) The remaining 40.41% is owned by multiple sources.
- (171) The remaining 44.49% is owned by multiple sources.
- (172) The remaining 49% is owned by multiple sources. (173-218) TBD
- (219) The remaining 49% is owned by multiple sources.
- (220) The remaining 50% is owned by multiple sources.
- (221) Hygeia Corporation, a Delaware corporation, acquired a 1.28878% ownership interest in FMG Holdings LLC, a Delaware limited liability company.
- (223) The remaining 40% is owned by multiple sources.
- (224) The remaining 49% is owned by multiple sources.
- (225) The remaining 48.7% is owned by multiple sources.
- (226) The remaining 31.14% is owned by multiple sources.
- (227) The remaining 49% is owned by multiple sources.
- (228) The remaining 49% is owned by multiple sources.
- (229) The remaining 35.75% is owned by multiple sources.
- (230) The remaining 55.33% is owned by multiple sources.
- (231) The remaining 49% is owned by multiple sources.
- (232) The remaining 49% is owned by multiple sources.
- (233) The remaining 49% is owned by multiple sources.
- (234) The remaining 26% is owned by multiple sources.
- (235) The remaining 47.42% is owned by multiple sources.
- (236) The remaining 1.77% is owned by external shareholders.
- (237) The remaining 0.1% is owned by Inversiones Clínicas Santa María S.A.
- (238) Minority ownership is held by third party shareholders. Corporate name is Inmobiliaria Santa María S.A.
- (239) The remaining 0.0001% is owned by Clínica Dávila y Servicios Médicos S.A.
- (240) Constructora Inmobiliaria Megapop S.A owns 1 share.
- (241) The remaining 0.0001% is owned by Saden S.A.
- (242) Minority ownership is held by several third party shareholders.
- (243) In accordance to a capital increase executed on 2018, Clínica Santa María S.A. owns 99.9% of the shares. Minority ownership is held by Sociedad de Inversiones Santa María S.A.
- (244) The remaining 0.2569% is owned by Clínica Dávila y Servicios Médicos S.A.
- (245) The remaining 0.8238% is owned by Clínica Santa María S.A.
- (246) The remaining 0.009% is owned by Clínica Santa María S.A.
- (247) The remaining 0.10% is owned by Clínica Santa María S.A.
- (248) The remaining 50% is owned by Clínica Santa María S.A.
- (249) The remaining 1% is owned by Servicios Integrados de Salud Ltda.
- (250) The remaining 1% is owned by Servicios Integrados de Salud Ltda.
- (251) The remaining 0.1% is owned by Inmobiliaria Apoquindo 3600 Ltda.
- (252) The remaining 0.02% is owned by Saden S.A.
- (253) The remaining 0.0001% is owned by Saden S.A.
- (254) The remaining 0.159% is owned by Saden S.A.
- (255) The remaining 0.01% is owned by Saden S.A.
- (256) The remaining 0.01% is owned by Clínica Dávila y Servicios Médicos S.A.
- (257) The remaining 25.75% is owned by several third party shareholders.
- (258) The remaining 6.55% is owned by third party shareholders.
- (259) The remaining 0.1% is owned by Servicios Armed Quilpué S.A.

ANNUAL STATEMENT FOR THE YEAR 2018 OF THE AmeriChoice of New Jersey, Inc.

**SCHEDULE Y – INFORMATION CONCERNING ACTIVITIES OF INSURER MEMBERS OF A HOLDING COMPANY GROUP**

**PART 1 – ORGANIZATIONAL CHART**

**Notes**

All legal entities on the Organization Chart are Corporations unless otherwise indicated.

- (260) The remaining 0.1% is owned by Laboratorios Médicos Amed Quilpué S.A.
- (261) The remaining 50% is owned by Gorki Osorio Vargas (25%) and Danilo Valderrama Torrealba (25%).
- (262) The remaining 0.1% is owned by Simón Sacks Link.
- (263) The remaining 15.5% is owned by third party shareholders.
- (264) The remaining 6.66% is owned by Centromed Quilpué S.A.
- (265) The remaining 0.000065% is owned by Clínica Dávila y Servicios Médicos S.A.
- (266) The remaining 0.0001% is owned by Banmédica S.A.
- (267) The remaining 1% is owned by Saden S.A.
- (268) The remaining 0.0001% is owned by Banmédica S.A.
- (269) The remaining 1% is owned by Saden S.A.
- (270) The remaining 0.0001% is owned by Banmédica S.A.
- (271) The remaining 1% is owned by Saden S.A.
- (272) Inmobiliaria Megapoc S.A. owns 1 share (0.0000%)
- (273) The remaining 7.62% is owned by Banmédica Colombia S.A. (7.619%), Juan Guillermo Ruiz (0.000142%) and Servicios Legales Corporativos Ltda. (0.000142%).
- (274) No information of the minority shareholder(s) has been provided.
- (275) No information of the minority shareholder(s) has been provided.
- (276) No information of the minority shareholder(s) has been provided.
- (277) No information of the minority shareholder(s) has been provided.
- (278) The other shareholder, with the other 50% is El Pacífico-Peruano Suiza Compañía de Seguros y Reaseguros S.A., part of the Credicorp Group
- (279) No information of the minority shareholder(s) has been provided.
- (280) No information of the minority shareholder(s) has been provided.
- (281) No information of the minority shareholder(s) has been provided.
- (282) No information of the minority shareholder(s) has been provided.
- (283) No information of the minority shareholder(s) has been provided.
- (284) No information of the minority shareholder(s) has been provided.
- (285) No information of the minority shareholder(s) has been provided.
- (286) The remaining 0.0001% is owned by Clínica Dávila y Servicios Médicos S.A.
- (287) The remaining 0.00004% is owned by Saden S.A.
- (288) The remaining 0.00004% is owned by Saden S.A.
- (289) The remaining 0.0017% is owned by Saden S.A.
- (290) The remaining 0.0001% is owned by Saden S.A.
- (291) The remaining 0.08% is owned by Clínica Dávila y Servicios Médicos S.A.
- (292) TBD
- (293) No information of the other shareholder(s) has been provided.
- (294) The remaining 0.3% is owned by Inmobiliaria Apoquindo 3001 S.A.

- (294) Inmobiliaria Megapoc S.A. owns 1 share (0.0000%)
- (295) The remaining 0.0001% is owned by Saden S.A.
- (296) The remaining 0.0008% is owned by Vida Tres Internacional S.A.
- (297) The remaining 0.01% is owned by Saden S.A.
- (298) Currently undergoing a liquidation procedure
- (299) No information of the other shareholder(s) has been provided
- (300) No information of the other shareholder(s) has been provided
- (301) Banmédica S.A. owns 9.67% and Promotora del Country S.A. (Colombia) owns 0.23%. This Patrimony has two business units (Conuntry and Hill).
- (302) The remaining 49.2% is owned by third party shareholders.
- (303) The remaining 49% is owned by multiple sources.
- (304) The remaining 49% is owned by multiple sources
- (305) The remaining 27.47% is owned by multiple sources
- (306) The remaining 49% is owned by multiple sources
- (307) The remaining 50% is owned by multiple sources.
- (308) The remaining 33% is owned by multiple sources.
- (309) The remaining 44.64% is owned by multiple sources.
- (310) The remaining 19.9% is owned by an external third party.
- (311) This entity is a minority-owned entity for which the ultimate owner, UnitedHealth Group, Inc., is deemed to have influence over the entity. The remaining ownership is by a non-affiliated entity or entities.



**OVERFLOW PAGE FOR WRITE-INS**

Additional Write-ins for Underwriting and Investment Exhibit Part 3 Line 25

	Claim Adjustment Expenses		3 General Administrative Expenses	4 Investment Expenses	5 Total
	1 Cost Containment Expenses	2 Other Claim Adjustment Expenses			
2504. Miscellaneous Losses .....	2,803	1,557	5,681	0	10,041
2505. Professional Fees\Consulting .....	796,084	442,126	1,613,391	0	2,851,601
2506. Sundry General Expenses .....	3,986,338	2,193,513	8,004,487	0	14,184,338
2507. Royalty Expense .....	0	0	0	0	0
2508. Reimbursement of Expenses from Reinsurers .....	0	0	0	0	0
2597. Summary of remaining write-ins for Line 25 from overflow page	4,785,225	2,637,196	9,623,559	0	17,045,980

**NONE**

# ALPHABETICAL INDEX

**ANNUAL STATEMENT BLANK**

Analysis of Operations By Lines of Business .....	7
Assets .....	2
Cash Flow .....	6
Exhibit 1 - Enrollment By Product Type for Health Business Only .....	17
Exhibit 2 - Accident and Health Premiums Due and Unpaid .....	18
Exhibit 3 - Health Care Receivables .....	19
Exhibit 3A - Analysis of Health Care Receivables Collected and Accrued .....	20
Exhibit 4 - Claims Unpaid and Incentive Pool, Withhold and Bonus .....	21
Exhibit 5 - Amounts Due From Parent, Subsidiaries and Affiliates .....	22
Exhibit 6 - Amounts Due To Parent, Subsidiaries and Affiliates .....	23
Exhibit 7 - Part 1 - Summary of Transactions With Providers .....	24
Exhibit 7 - Part 2 - Summary of Transactions With Intermediaries .....	24
Exhibit 8 - Furniture, Equipment and Supplies Owned .....	25
Exhibit of Capital Gains (Losses) .....	15
Exhibit of Net Investment Income .....	15
Exhibit of Nonadmitted Assets .....	16
Exhibit of Premiums, Enrollment and Utilization (State Page) .....	30
Five-Year Historical Data .....	29
General Interrogatories .....	27
Jurat Page .....	1
Liabilities, Capital and Surplus .....	3
Notes To Financial Statements .....	26
Overflow Page For Write-ins .....	44
Schedule A - Part 1 .....	E01
Schedule A - Part 2 .....	E02
Schedule A - Part 3 .....	E03
Schedule A - Verification Between Years .....	SI02
Schedule B - Part 1 .....	E04
Schedule B - Part 2 .....	E05
Schedule B - Part 3 .....	E06
Schedule B - Verification Between Years .....	SI02
Schedule BA - Part 1 .....	E07
Schedule BA - Part 2 .....	E08
Schedule BA - Part 3 .....	E09
Schedule BA - Verification Between Years .....	SI03
Schedule D - Part 1 .....	E10
Schedule D - Part 1A - Section 1 .....	SI05
Schedule D - Part 1A - Section 2 .....	SI08
Schedule D - Part 2 - Section 1 .....	E11
Schedule D - Part 2 - Section 2 .....	E12
Schedule D - Part 3 .....	E13
Schedule D - Part 4 .....	E14
Schedule D - Part 5 .....	E15
Schedule D - Part 6 - Section 1 .....	E16
Schedule D - Part 6 - Section 2 .....	E16
Schedule D - Summary By Country .....	SI04
Schedule D - Verification Between Years .....	SI03
Schedule DA - Part 1 .....	E17
Schedule DA - Verification Between Years .....	SI10
Schedule DB - Part A - Section 1 .....	E18
Schedule DB - Part A - Section 2 .....	E19
Schedule DB - Part A - Verification Between Years .....	SI11
Schedule DB - Part B - Section 1 .....	E20
Schedule DB - Part B - Section 2 .....	E21
Schedule DB - Part B - Verification Between Years .....	SI11
Schedule DB - Part C - Section 1 .....	SI12
Schedule DB - Part C - Section 2 .....	SI13
Schedule DB - Part D - Section 1 .....	E22
Schedule DB - Part D - Section 2 .....	E23
Schedule DB - Verification .....	SI14
Schedule DL - Part 1 .....	E24
Schedule DL - Part 2 .....	E25
Schedule E - Part 1 - Cash .....	E26
Schedule E - Part 2 - Cash Equivalents .....	E27
Schedule E - Part 2 - Verification Between Years .....	SI15
Schedule E - Part 3 - Special Deposits .....	E28

**ANNUAL STATEMENT BLANK (Continued)**

Schedule S - Part 1 - Section 2 .....	31
Schedule S - Part 2 .....	32
Schedule S - Part 3 - Section 2 .....	33
Schedule S - Part 4 .....	34
Schedule S - Part 5 .....	35
Schedule S - Part 6.....	36
Schedule S - Part 7.....	37
Schedule T - Part 2 - Interstate Compact .....	39
Schedule T - Premiums and Other Considerations .....	38
Schedule Y - Information Concerning Activities of Insurer Members of a Holding Company Group .....	40
Schedule Y - Part 1A - Detail of Insurance Holding Company System .....	41
Schedule Y - Part 2 - Summary of Insurer's Transactions With Any Affiliates .....	42
Statement of Revenue and Expenses .....	4
Summary Investment Schedule .....	SI01
Supplemental Exhibits and Schedules Interrogatories .....	43
Underwriting and Investment Exhibit - Part 1 .....	8
Underwriting and Investment Exhibit - Part 2 .....	9
Underwriting and Investment Exhibit - Part 2A .....	10
Underwriting and Investment Exhibit - Part 2B .....	11
Underwriting and Investment Exhibit - Part 2C .....	12
Underwriting and Investment Exhibit - Part 2D .....	13
Underwriting and Investment Exhibit - Part 3 .....	14



# HEALTH ANNUAL STATEMENT

FOR THE YEAR ENDED DECEMBER 31, 2018  
OF THE CONDITION AND AFFAIRS OF THE

## AmeriChoice of New Jersey, Inc.

NAIC Group Code 0707 0707 NAIC Company Code 95497 Employer's ID Number 22-3368602  
(Current) (Prior)

Organized under the Laws of New Jersey, State of Domicile or Port of Entry NJ

Country of Domicile United States of America

Licensed as business type: Health Maintenance Organization

Is HMO Federally Qualified? Yes [ ] No [ X ]

Incorporated/Organized 10/17/1994 Commenced Business 02/01/1996

Statutory Home Office 170 Wood Avenue South 3rd Floor Iselin, NJ, US 08830  
(Street and Number) (City or Town, State, Country and Zip Code)

Main Administrative Office 170 Wood Avenue South 3rd Floor  
(Street and Number) Iselin, NJ, US 08830 732-623-1258  
(City or Town, State, Country and Zip Code) (Area Code) (Telephone Number)

Mail Address 170 Wood Avenue South 3rd Floor Iselin, NJ, US 08830  
(Street and Number or P.O. Box) (City or Town, State, Country and Zip Code)

Primary Location of Books and Records 185 Asylum Street  
(Street and Number) Hartford, CT, US 06103 203-447-4662  
(City or Town, State, Country and Zip Code) (Area Code) (Telephone Number)

Internet Website Address www.AmeriChoice.com

Statutory Statement Contact Bryan D. Tafel 203-447-4662  
(Name) (Area Code) (Telephone Number)  
bryan\_tafel@uhc.com 203-447-4451  
(E-mail Address) (FAX Number)

**OFFICERS**

President Jocelyn Chisholm Carter Treasurer Peter Marshall Gill #  
Secretary Christina Regina Palme-Krizak Chief Financial Officer Richard Michael Hersch

**OTHER**

Nyle Brent Cottingham, Vice President Heather Anastasia Lang, Assistant Secretary

**DIRECTORS OR TRUSTEES**

Jocelyn Chisholm Carter Pasquale Hugo Celli # Phillip Robert Franz  
Paul Owen Marden Timothy Mark Spilker

State of \_\_\_\_\_ County of \_\_\_\_\_ State of \_\_\_\_\_ County of \_\_\_\_\_ State of \_\_\_\_\_ County of \_\_\_\_\_

The officers of this reporting entity being duly sworn, each depose and say that they are the described officers of said reporting entity, and that on the reporting period stated above, all of the herein described assets were the absolute property of the said reporting entity, free and clear from any liens or claims thereon, except as herein stated, and that this statement, together with related exhibits, schedules and explanations therein contained, annexed or referred to, is a full and true statement of all the assets and liabilities and of the condition and affairs of the said reporting entity as of the reporting period stated above, and of its income and deductions therefrom for the period ended, and have been completed in accordance with the NAIC Annual Statement Instructions and Accounting Practices and Procedures manual except to the extent that (1) state law may differ; or, (2) that state rules or regulations require differences in reporting not related to accounting practices and procedures, according to the best of their information, knowledge and belief, respectively. Furthermore, the scope of this attestation by the described officers also includes the related corresponding electronic filing with the NAIC, when required, that is an exact copy (except for formatting differences due to electronic filing) of the enclosed statement. The electronic filing may be requested by various regulators in lieu of or in addition to the enclosed statement.

Jocelyn Chisholm Carter Christina Regina Palme-Krizak Richard Michael Hersch  
President Secretary Chief Financial Officer

Subscribed and sworn to before me this \_\_\_\_\_ day of \_\_\_\_\_ Subscribed and sworn to before me this \_\_\_\_\_ day of \_\_\_\_\_ Subscribed and sworn to before me this \_\_\_\_\_ day of \_\_\_\_\_

- a. Is this an original filing?..... Yes [ X ] No [ ]
- b. If no,
1. State the amendment number.....
  2. Date filed.....
  3. Number of pages attached.....

**SUMMARY INVESTMENT SCHEDULE**

Investment Categories	Gross Investment Holdings		Admitted Assets as Reported in the Annual Statement			
	1 Amount	2 Percentage	3 Amount	4 Securities Lending Reinvested Collateral Amount	5 Total (Col. 3 + 4) Amount	6 Percentage
<b>1. Bonds:</b>						
1.1 U.S. treasury securities	30,227,165	5.685	30,227,165	0	30,227,165	5.685
1.2 U.S. government agency obligations (excluding mortgage-backed securities):						
1.21 Issued by U.S. government agencies	0	0.000	0	0	0	0.000
1.22 Issued by U.S. government sponsored agencies	0	0.000	0	0	0	0.000
1.3 Non-U.S. government (including Canada, excluding mortgaged-backed securities)	0	0.000	0	0	0	0.000
1.4 Securities issued by states, territories, and possessions and political subdivisions in the U.S. :						
1.41 States, territories and possessions general obligations	6,234,004	1.172	6,234,004	0	6,234,004	1.172
1.42 Political subdivisions of states, territories and possessions and political subdivisions general obligations	17,344,473	3.262	17,344,473	0	17,344,473	3.262
1.43 Revenue and assessment obligations	118,328,385	22.255	118,328,385	0	118,328,385	22.255
1.44 Industrial development and similar obligations	0	0.000	0	0	0	0.000
1.5 Mortgage-backed securities (includes residential and commercial MBS):						
1.51 Pass-through securities:						
1.511 Issued or guaranteed by GNMA	0	0.000	0	0	0	0.000
1.512 Issued or guaranteed by FNMA and FHLMC	47,084,540	8.855	47,084,540	0	47,084,540	8.855
1.513 All other	0	0.000	0	0	0	0.000
1.52 CMOs and REMICs:						
1.521 Issued or guaranteed by GNMA, FNMA, FHLMC or VA	10,473,145	1.970	10,473,145	0	10,473,145	1.970
1.522 Issued by non-U.S. Government issuers and collateralized by mortgage-backed securities issued or guaranteed by agencies shown in Line 1.521	28,716,607	5.401	28,716,607	0	28,716,607	5.401
1.523 All other	0	0.000	0	0	0	0.000
<b>2. Other debt and other fixed income securities (excluding short-term):</b>						
2.1 Unaffiliated domestic securities (includes credit tenant loans and hybrid securities)	117,461,968	22.092	117,461,968	0	117,461,968	22.092
2.2 Unaffiliated non-U.S. securities (including Canada)	34,081,935	6.410	34,081,935	0	34,081,935	6.410
2.3 Affiliated securities	0	0.000	0	0	0	0.000
<b>3. Equity interests:</b>						
3.1 Investments in mutual funds	0	0.000	0	0	0	0.000
3.2 Preferred stocks:						
3.21 Affiliated	0	0.000	0	0	0	0.000
3.22 Unaffiliated	0	0.000	0	0	0	0.000
3.3 Publicly traded equity securities (excluding preferred stocks):						
3.31 Affiliated	0	0.000	0	0	0	0.000
3.32 Unaffiliated	0	0.000	0	0	0	0.000
3.4 Other equity securities:						
3.41 Affiliated	0	0.000	0	0	0	0.000
3.42 Unaffiliated	0	0.000	0	0	0	0.000
3.5 Other equity interests including tangible personal property under lease:						
3.51 Affiliated	0	0.000	0	0	0	0.000
3.52 Unaffiliated	0	0.000	0	0	0	0.000
<b>4. Mortgage loans:</b>						
4.1 Construction and land development	0	0.000	0	0	0	0.000
4.2 Agricultural	0	0.000	0	0	0	0.000
4.3 Single family residential properties	0	0.000	0	0	0	0.000
4.4 Multifamily residential properties	0	0.000	0	0	0	0.000
4.5 Commercial loans	0	0.000	0	0	0	0.000
4.6 Mezzanine real estate loans	0	0.000	0	0	0	0.000
<b>5. Real estate investments:</b>						
5.1 Property occupied by company	0	0.000	0	0	0	0.000
5.2 Property held for production of income (including \$ 0 of property acquired in satisfaction of debt)	0	0.000	0	0	0	0.000
5.3 Property held for sale (including \$ 0 property acquired in satisfaction of debt)	0	0.000	0	0	0	0.000
6. Contract loans	0	0.000	0	0	0	0.000
7. Derivatives	0	0.000	0	0	0	0.000
8. Receivables for securities	0	0.000	0	0	0	0.000
9. Securities Lending (Line 10, Asset Page reinvested collateral)	0	0.000	0	XXX	XXX	XXX
10. Cash, cash equivalents and short-term investments	121,748,207	22.898	121,748,207	0	121,748,207	22.898
11. Other invested assets	0	0.000	0	0	0	0.000
<b>12. Total invested assets</b>	<b>531,700,429</b>	<b>100.000</b>	<b>531,700,429</b>	<b>0</b>	<b>531,700,429</b>	<b>100.000</b>

Schedule A - Verification - Real Estate

**NONE**

Schedule B - Verification - Mortgage Loans

**NONE**

**SCHEDULE BA - VERIFICATION BETWEEN YEARS**

Other Long-Term Invested Assets

1.	Book/adjusted carrying value, December 31 of prior year .....	
2.	Cost of acquired:	
2.1	Actual cost at time of acquisition (Part 2, Column 8) .....	
2.2	Additional investment made after acquisition (Part 2, Column 9) .....	
3.	Capitalized deferred interest and other:	
3.1	Totals, Part 1, Column 16 .....	
3.2	Totals, Part 3, Column 12 .....	
4.	Accrual of discount .....	
5.	Unrealized valuation increase (decrease):	
5.1	Totals, Part 1, Column 13 .....	
5.2	Totals, Part 3, Column 9 .....	
6.	Total gain (loss) on disposals, Part 3, Column 19 .....	
7.	Deduct amounts received on disposals, Part 3, Column 16 .....	
8.	Deduct amortization of premium and depreciation .....	
9.	Total foreign exchange change in book/adjusted carrying value:	
9.1	Totals, Part 1, Column 17 .....	
9.2	Totals, Part 3, Column 14 .....	
10.	Deduct current year's other than temporary impairment recognized:	
10.1	Totals, Part 1, Column 15 .....	
10.2	Totals, Part 3, Column 11 .....	
11.	Book/adjusted carrying value at end of current period (Lines 1+2+3+4+5+6-7-8+9-10) .....	
12.	Deduct total nonadmitted amounts .....	
13.	Statement value at end of current period (Line 11 minus Line 12) .....	

**NONE**

**SCHEDULE D - VERIFICATION BETWEEN YEARS**

Bonds and Stocks

1.	Book/adjusted carrying value, December 31 of prior year .....	405,128,223
2.	Cost of bonds and stocks acquired, Part 3, Column 7 .....	83,665,482
3.	Accrual of discount .....	193,825
4.	Unrealized valuation increase (decrease):	
4.1	Part 1, Column 12 .....	0
4.2	Part 2, Section 1, Column 15 .....	0
4.3	Part 2, Section 2, Column 13 .....	0
4.4	Part 4, Column 11 .....	0
5.	Total gain (loss) on disposals, Part 4, Column 19 .....	(105,838)
6.	Deduction consideration for bonds and stocks disposed of, Part 4, Column 7 .....	76,334,374
7.	Deduct amortization of premium .....	2,570,143
8.	Total foreign exchange change in book/adjusted carrying value:	
8.1	Part 1, Column 15 .....	0
8.2	Part 2, Section 1, Column 19 .....	0
8.3	Part 2, Section 2, Column 16 .....	0
8.4	Part 4, Column 15 .....	0
9.	Deduct current year's other than temporary impairment recognized:	
9.1	Part 1, Column 14 .....	7,489
9.2	Part 2, Section 1, Column 17 .....	0
9.3	Part 2, Section 2, Column 14 .....	0
9.4	Part 4, Column 13 .....	17,464
10.	Total investment income recognized as a result of prepayment penalties and/or acceleration fees, Notes 5R, Line 5R(2) .....	0
11.	Book/adjusted carrying value at end of current period (Lines 1+2+3+4+5-6-7+8-9+10) .....	409,952,222
12.	Deduct total nonadmitted amounts .....	0
13.	Statement value at end of current period (Line 11 minus Line 12) .....	409,952,222

**SCHEDULE D - SUMMARY BY COUNTRY**

Long-Term Bonds and Stocks OWNED December 31 of Current Year

Description		1 Book/Adjusted Carrying Value	2 Fair Value	3 Actual Cost	4 Par Value of Bonds
<b>BONDS</b>					
Governments (Including all obligations guaranteed by governments)	1. United States .....	30,227,165	29,947,061	30,295,053	30,445,000
	2. Canada .....	0	0	0	0
	3. Other Countries .....	0	0	0	0
	4. Totals	30,227,165	29,947,061	30,295,053	30,445,000
U.S. States, Territories and Possessions (Direct and guaranteed)					
5. Totals	6,234,004	6,177,716	6,522,208	5,625,000	
U.S. Political Subdivisions of States, Territories and Possessions (Direct and guaranteed)					
6. Totals	17,344,473	17,236,010	17,911,291	15,635,000	
U.S. Special Revenue and Special Assessment Obligations and all Non- Guaranteed Obligations of Agencies and Authorities of Governments and their Political Subdivisions					
7. Totals	175,886,068	175,710,916	180,846,265	166,370,008	
Industrial and Miscellaneous, SVO Identified Funds, Bank Loans and Hybrid Securities (unaffiliated)	8. United States .....	146,178,577	144,546,045	146,717,125	145,544,912
	9. Canada .....	591,566	587,845	692,830	500,000
	10. Other Countries .....	33,490,369	33,015,000	33,660,894	33,378,169
	11. Totals	180,260,512	178,148,890	181,070,849	179,423,081
Parent, Subsidiaries and Affiliates					
12. Totals	0	0	0	0	
13. Total Bonds	409,952,222	407,220,593	416,645,666	397,498,089	
<b>PREFERRED STOCKS</b>					
Industrial and Miscellaneous (unaffiliated)	14. United States .....	0	0	0	0
	15. Canada .....	0	0	0	0
	16. Other Countries .....	0	0	0	0
	17. Totals	0	0	0	0
Parent, Subsidiaries and Affiliates					
18. Totals	0	0	0	0	
19. Total Preferred Stocks	0	0	0	0	
<b>COMMON STOCKS</b>					
Industrial and Miscellaneous (unaffiliated)	20. United States .....	0	0	0	0
	21. Canada .....	0	0	0	0
	22. Other Countries .....	0	0	0	0
	23. Totals	0	0	0	0
Parent, Subsidiaries and Affiliates					
24. Totals	0	0	0	0	
25. Total Common Stocks	0	0	0	0	
26. Total Stocks	0	0	0	0	
27. Total Bonds and Stocks	409,952,222	407,220,593	416,645,666		



ANNUAL STATEMENT FOR THE YEAR 2018 OF THE AmeriChoice of New Jersey, Inc.

SCHEDULE D - PART 1A - SECTION 1

Quality and Maturity Distribution of All Bonds Owned December 31, at Book/Adjusted Carrying Values by Major Types of Issues and NAIC Designations

NAIC Designation	1 1 Year or Less	2 Over 1 Year Through 5 Years	3 Over 5 Years Through 10 Years	4 Over 10 Years Through 20 Years	5 Over 20 Years	6 No Maturity Date	7 Total Current Year	8 Col. 7 as a % of Line 11.7	9 Total from Col. 7 Prior Year	10 % From Col. 8 Prior Year	11 Total Publicly Traded	12 Total Privately Placed (a)
<b>1. U.S. Governments</b>												
1.1 NAIC 1	1,902,734	13,135,767	15,188,665	0	0	XXX	30,227,166	5.8	25,375,818	5.5	30,227,166	0
1.2 NAIC 2	0	0	0	0	0	XXX	0	0.0	0	0.0	0	0
1.3 NAIC 3	0	0	0	0	0	XXX	0	0.0	0	0.0	0	0
1.4 NAIC 4	0	0	0	0	0	XXX	0	0.0	0	0.0	0	0
1.5 NAIC 5	0	0	0	0	0	XXX	0	0.0	0	0.0	0	0
1.6 NAIC 6	0	0	0	0	0	XXX	0	0.0	0	0.0	0	0
1.7 Totals	1,902,734	13,135,767	15,188,665	0	0	XXX	30,227,166	5.8	25,375,818	5.5	30,227,166	0
<b>2. All Other Governments</b>												
2.1 NAIC 1	0	0	0	0	0	XXX	0	0.0	0	0.0	0	0
2.2 NAIC 2	0	0	0	0	0	XXX	0	0.0	0	0.0	0	0
2.3 NAIC 3	0	0	0	0	0	XXX	0	0.0	0	0.0	0	0
2.4 NAIC 4	0	0	0	0	0	XXX	0	0.0	0	0.0	0	0
2.5 NAIC 5	0	0	0	0	0	XXX	0	0.0	0	0.0	0	0
2.6 NAIC 6	0	0	0	0	0	XXX	0	0.0	0	0.0	0	0
2.7 Totals	0	0	0	0	0	XXX	0	0.0	0	0.0	0	0
<b>3. U.S. States, Territories and Possessions etc., Guaranteed</b>												
3.1 NAIC 1	701,448	0	2,484,464	0	0	XXX	3,185,912	0.6	4,230,260	0.9	3,185,912	0
3.2 NAIC 2	0	327,566	2,720,527	0	0	XXX	3,048,093	0.6	3,950,465	0.9	3,048,093	0
3.3 NAIC 3	0	0	0	0	0	XXX	0	0.0	0	0.0	0	0
3.4 NAIC 4	0	0	0	0	0	XXX	0	0.0	0	0.0	0	0
3.5 NAIC 5	0	0	0	0	0	XXX	0	0.0	0	0.0	0	0
3.6 NAIC 6	0	0	0	0	0	XXX	0	0.0	0	0.0	0	0
3.7 Totals	701,448	327,566	5,204,991	0	0	XXX	6,234,005	1.2	8,180,725	1.8	6,234,005	0
<b>4. U.S. Political Subdivisions of States, Territories and Possessions, Guaranteed</b>												
4.1 NAIC 1	0	4,226,789	12,385,012	0	732,671	XXX	17,344,472	3.3	20,183,750	4.4	17,344,472	0
4.2 NAIC 2	0	0	0	0	0	XXX	0	0.0	0	0.0	0	0
4.3 NAIC 3	0	0	0	0	0	XXX	0	0.0	0	0.0	0	0
4.4 NAIC 4	0	0	0	0	0	XXX	0	0.0	0	0.0	0	0
4.5 NAIC 5	0	0	0	0	0	XXX	0	0.0	0	0.0	0	0
4.6 NAIC 6	0	0	0	0	0	XXX	0	0.0	0	0.0	0	0
4.7 Totals	0	4,226,789	12,385,012	0	732,671	XXX	17,344,472	3.3	20,183,750	4.4	17,344,472	0
<b>5. U.S. Special Revenue &amp; Special Assessment Obligations, etc., Non-Guaranteed</b>												
5.1 NAIC 1	14,481,364	42,259,278	84,021,449	14,679,209	7,385,141	XXX	162,826,441	31.1	171,583,579	37.1	162,826,441	0
5.2 NAIC 2	0	5,653,096	3,736,070	0	3,670,461	XXX	13,059,627	2.5	9,310,410	2.0	13,059,627	0
5.3 NAIC 3	0	0	0	0	0	XXX	0	0.0	0	0.0	0	0
5.4 NAIC 4	0	0	0	0	0	XXX	0	0.0	0	0.0	0	0
5.5 NAIC 5	0	0	0	0	0	XXX	0	0.0	0	0.0	0	0
5.6 NAIC 6	0	0	0	0	0	XXX	0	0.0	0	0.0	0	0
5.7 Totals	14,481,364	47,912,374	87,757,519	14,679,209	11,055,602	XXX	175,886,068	33.6	180,893,989	39.1	175,886,068	0

ANNUAL STATEMENT FOR THE YEAR 2018 OF THE AmeriChoice of New Jersey, Inc.

**SCHEDULE D - PART 1A - SECTION 1 (Continued)**

Quality and Maturity Distribution of All Bonds Owned December 31, at Book/Adjusted Carrying Values by Major Types of Issues and NAIC Designations

NAIC Designation	1 1 Year or Less	2 Over 1 Year Through 5 Years	3 Over 5 Years Through 10 Years	4 Over 10 Years Through 20 Years	5 Over 20 Years	6 No Maturity Date	7 Total Current Year	8 Col. 7 as a % of Line 11.7	9 Total from Col. 7 Prior Year	10 % From Col. 8 Prior Year	11 Total Publicly Traded	12 Total Privately Placed (a)
<b>6. Industrial &amp; Miscellaneous (Unaffiliated)</b>												
6.1 NAIC 1	138,710,995	74,149,669	41,101,529	1,323,193	15,086	XXX	255,300,472	48.8	186,182,272	40.2	192,729,255	62,571,217
6.2 NAIC 2	287,689	17,955,112	19,482,550	0	0	XXX	37,725,351	7.2	40,959,019	8.9	27,221,776	10,503,575
6.3 NAIC 3	0	0	0	0	0	XXX	0	0.0	958,536	0.2	0	0
6.4 NAIC 4	0	0	0	0	0	XXX	0	0.0	0	0.0	0	0
6.5 NAIC 5	0	0	0	0	0	XXX	0	0.0	0	0.0	0	0
6.6 NAIC 6	0	0	0	0	0	XXX	0	0.0	0	0.0	0	0
<b>6.7 Totals</b>	<b>138,998,684</b>	<b>92,104,781</b>	<b>60,584,079</b>	<b>1,323,193</b>	<b>15,086</b>	<b>XXX</b>	<b>293,025,823</b>	<b>56.1</b>	<b>228,099,827</b>	<b>49.3</b>	<b>219,951,031</b>	<b>73,074,792</b>
<b>7. Hybrid Securities</b>												
7.1 NAIC 1	0	0	0	0	0	XXX	0	0.0	0	0.0	0	0
7.2 NAIC 2	0	0	0	0	0	XXX	0	0.0	0	0.0	0	0
7.3 NAIC 3	0	0	0	0	0	XXX	0	0.0	0	0.0	0	0
7.4 NAIC 4	0	0	0	0	0	XXX	0	0.0	0	0.0	0	0
7.5 NAIC 5	0	0	0	0	0	XXX	0	0.0	0	0.0	0	0
7.6 NAIC 6	0	0	0	0	0	XXX	0	0.0	0	0.0	0	0
<b>7.7 Totals</b>	<b>0</b>	<b>0</b>	<b>0</b>	<b>0</b>	<b>0</b>	<b>XXX</b>	<b>0</b>	<b>0.0</b>	<b>0</b>	<b>0.0</b>	<b>0</b>	<b>0</b>
<b>8. Parent, Subsidiaries and Affiliates</b>												
8.1 NAIC 1	0	0	0	0	0	XXX	0	0.0	0	0.0	0	0
8.2 NAIC 2	0	0	0	0	0	XXX	0	0.0	0	0.0	0	0
8.3 NAIC 3	0	0	0	0	0	XXX	0	0.0	0	0.0	0	0
8.4 NAIC 4	0	0	0	0	0	XXX	0	0.0	0	0.0	0	0
8.5 NAIC 5	0	0	0	0	0	XXX	0	0.0	0	0.0	0	0
8.6 NAIC 6	0	0	0	0	0	XXX	0	0.0	0	0.0	0	0
<b>8.7 Totals</b>	<b>0</b>	<b>0</b>	<b>0</b>	<b>0</b>	<b>0</b>	<b>XXX</b>	<b>0</b>	<b>0.0</b>	<b>0</b>	<b>0.0</b>	<b>0</b>	<b>0</b>
<b>9. SVO Identified Funds</b>												
9.1 NAIC 1	XXX	XXX	XXX	XXX	XXX	0	0	0.0	0	0.0	0	0
9.2 NAIC 2	XXX	XXX	XXX	XXX	XXX	0	0	0.0	0	0.0	0	0
9.3 NAIC 3	XXX	XXX	XXX	XXX	XXX	0	0	0.0	0	0.0	0	0
9.4 NAIC 4	XXX	XXX	XXX	XXX	XXX	0	0	0.0	0	0.0	0	0
9.5 NAIC 5	XXX	XXX	XXX	XXX	XXX	0	0	0.0	0	0.0	0	0
9.6 NAIC 6	XXX	XXX	XXX	XXX	XXX	0	0	0.0	0	0.0	0	0
<b>9.7 Totals</b>	<b>XXX</b>	<b>XXX</b>	<b>XXX</b>	<b>XXX</b>	<b>XXX</b>	<b>0</b>	<b>0</b>	<b>0.0</b>	<b>0</b>	<b>0.0</b>	<b>0</b>	<b>0</b>
<b>10. Bank Loans</b>												
10.1 NAIC 1	0	0	0	0	0	XXX	0	0.0	XXX	XXX	0	0
10.2 NAIC 2	0	0	0	0	0	XXX	0	0.0	XXX	XXX	0	0
10.3 NAIC 3	0	0	0	0	0	XXX	0	0.0	XXX	XXX	0	0
10.4 NAIC 4	0	0	0	0	0	XXX	0	0.0	XXX	XXX	0	0
10.5 NAIC 5	0	0	0	0	0	XXX	0	0.0	XXX	XXX	0	0
10.6 NAIC 6	0	0	0	0	0	XXX	0	0.0	XXX	XXX	0	0
<b>10.7 Totals</b>	<b>0</b>	<b>0</b>	<b>0</b>	<b>0</b>	<b>0</b>	<b>XXX</b>	<b>0</b>	<b>0.0</b>	<b>XXX</b>	<b>XXX</b>	<b>0</b>	<b>0</b>

ANNUAL STATEMENT FOR THE YEAR 2018 OF THE AmeriChoice of New Jersey, Inc.

**SCHEDULE D - PART 1A - SECTION 1 (Continued)**

Quality and Maturity Distribution of All Bonds Owned December 31, at Book/Adjusted Carrying Values by Major Types of Issues and NAIC Designations

NAIC Designation	1 1 Year or Less	2 Over 1 Year Through 5 Years	3 Over 5 Years Through 10 Years	4 Over 10 Years Through 20 Years	5 Over 20 Years	6 No Maturity Date	7 Total Current Year	8 Col. 7 as a % of Line 11.7	9 Total from Col. 7 Prior Year	10 % From Col. 8 Prior Year	11 Total Publicly Traded	12 Total Privately Placed (a)
<b>11. Total Bonds Current Year</b>												
11.1 NAIC 1	(d) 155,796,541	133,771,503	155,181,119	16,002,402	8,132,898	0	468,884,463	89.7	XXX	XXX	406,313,246	62,571,217
11.2 NAIC 2	(d) 287,689	23,935,774	25,939,147	0	3,670,461	0	53,833,071	10.3	XXX	XXX	43,329,496	10,503,575
11.3 NAIC 3	(d) 0	0	0	0	0	0	0	0.0	XXX	XXX	0	0
11.4 NAIC 4	(d) 0	0	0	0	0	0	0	0.0	XXX	XXX	0	0
11.5 NAIC 5	(d) 0	0	0	0	0	0	(c) 0	0.0	XXX	XXX	0	0
11.6 NAIC 6	(d) 0	0	0	0	0	0	(c) 0	0.0	XXX	XXX	0	0
11.7 Totals	156,084,230	157,707,277	181,120,266	16,002,402	11,803,359	0	(b) 522,717,534	100.0	XXX	XXX	449,642,742	73,074,792
11.8 Line 11.7 as a % of Col. 7	29.9	30.2	34.6	3.1	2.3	0.0	100.0	XXX	XXX	XXX	86.0	14.0
<b>12. Total Bonds Prior Year</b>												
12.1 NAIC 1	82,742,488	148,437,763	147,514,900	14,643,770	14,216,758	0	XXX	XXX	407,555,679	88.1	342,062,285	65,493,394
12.2 NAIC 2	4,759,898	18,359,433	28,430,563	0	2,670,000	0	XXX	XXX	54,219,894	11.7	46,181,791	8,038,103
12.3 NAIC 3	0	0	958,536	0	0	0	XXX	XXX	958,536	0.2	958,536	0
12.4 NAIC 4	0	0	0	0	0	0	XXX	XXX	0	0.0	0	0
12.5 NAIC 5	0	0	0	0	0	0	XXX	XXX	(c) 0	0.0	0	0
12.6 NAIC 6	0	0	0	0	0	0	XXX	XXX	(c) 0	0.0	0	0
12.7 Totals	87,502,386	166,797,196	176,903,999	14,643,770	16,886,758	0	XXX	XXX	(b) 462,734,109	100.0	389,202,612	73,531,497
12.8 Line 12.7 as a % of Col. 9	18.9	36.0	38.2	3.2	3.6	0.0	XXX	XXX	100.0	XXX	84.1	15.9
<b>13. Total Publicly Traded Bonds</b>												
13.1 NAIC 1	149,713,163	102,402,855	131,400,209	14,679,208	8,117,811	0	406,313,246	77.7	342,062,285	73.9	406,313,246	XXX
13.2 NAIC 2	246,366	18,894,868	20,517,801	0	3,670,461	0	43,329,496	8.3	46,181,791	10.0	43,329,496	XXX
13.3 NAIC 3	0	0	0	0	0	0	0	0.0	958,536	0.2	0	XXX
13.4 NAIC 4	0	0	0	0	0	0	0	0.0	0	0.0	0	XXX
13.5 NAIC 5	0	0	0	0	0	0	0	0.0	0	0.0	0	XXX
13.6 NAIC 6	0	0	0	0	0	0	0	0.0	0	0.0	0	XXX
13.7 Totals	149,959,529	121,297,723	151,918,010	14,679,208	11,788,272	0	449,642,742	86.0	389,202,612	84.1	449,642,742	XXX
13.8 Line 13.7 as a % of Col. 7	33.4	27.0	33.8	3.3	2.6	0.0	100.0	XXX	XXX	XXX	100.0	XXX
13.9 Line 13.7 as a % of Line 11.7, Col. 7, Section 11	28.7	23.2	29.1	2.8	2.3	0.0	86.0	XXX	XXX	XXX	86.0	XXX
<b>14. Total Privately Placed Bonds</b>												
14.1 NAIC 1	6,083,378	31,368,648	23,780,910	1,323,194	15,087	0	62,571,217	12.0	65,493,394	14.2	XXX	62,571,217
14.2 NAIC 2	41,323	5,040,906	5,421,346	0	0	0	10,503,575	2.0	8,038,103	1.7	XXX	10,503,575
14.3 NAIC 3	0	0	0	0	0	0	0	0.0	0	0.0	XXX	0
14.4 NAIC 4	0	0	0	0	0	0	0	0.0	0	0.0	XXX	0
14.5 NAIC 5	0	0	0	0	0	0	0	0.0	0	0.0	XXX	0
14.6 NAIC 6	0	0	0	0	0	0	0	0.0	0	0.0	XXX	0
14.7 Totals	6,124,701	36,409,554	29,202,256	1,323,194	15,087	0	73,074,792	14.0	73,531,497	15.9	XXX	73,074,792
14.8 Line 14.7 as a % of Col. 7	8.4	49.8	40.0	1.8	0.0	0.0	100.0	XXX	XXX	XXX	XXX	100.0
14.9 Line 14.7 as a % of Line 11.7, Col. 7, Section 11	1.2	7.0	5.6	0.3	0.0	0.0	14.0	XXX	XXX	XXX	XXX	14.0

(a) Includes \$ 0 freely tradable under SEC Rule 144 or qualified for resale under SEC Rule 144A.

(b) Includes \$ 0 current year of bonds with Z designations, \$ 0 prior year of bonds with Z designations and \$ 0 prior year of bonds with Z\* designations. The letter "Z" means the NAIC designation was not assigned by the Securities Valuation Office (SVO) at the date of the statement. "Z\*" means the SVO could not evaluate the obligation because valuation procedures for the security class are under regulatory review.

(c) Includes \$ 0 current year of bonds with 5GI designations, \$ 0 prior year of bonds with 5\* or 5GI designations and \$ 0 current year, \$ 0 prior year of bonds with 6\* designations. "5GI" means the NAIC designation was assigned by the (SVO) in reliance on the insurer's certification that the issuer is current in all principal and interest payments. "6\*" means the NAIC designation was assigned by the SVO due to inadequate certification of principal and interest payments.

(d) Includes the following amount of short-term and cash equivalent bonds by NAIC designation: NAIC 1 \$ 112,518,946 ; NAIC 2 \$ 246,366 ; NAIC 3 \$ 0 ; NAIC 4 \$ 0 ; NAIC 5 \$ 0 ; NAIC 6 \$ 0

ANNUAL STATEMENT FOR THE YEAR 2018 OF THE AmeriChoice of New Jersey, Inc.

**SCHEDULE D - PART 1A - SECTION 2**

Maturity Distribution of All Bonds Owned December 31, at Book/Adjusted Carrying Values by Major Type and Subtype of Issues

Distribution by Type	1 1 Year or Less	2 Over 1 Year Through 5 Years	3 Over 5 Years Through 10 Years	4 Over 10 Years Through 20 Years	5 Over 20 Years	6 No Maturity Date	7 Total Current Year	8 Col. 7 as a % of Line 11.7	9 Total from Col. 7 Prior Year	10 % From Col. 8 Prior Year	11 Total Publicly Traded	12 Total Privately Placed
<b>1. U.S. Governments</b>												
1.1 Issuer Obligations	1,902,734	13,135,767	15,188,665	0	0	XXX	30,227,166	5.8	25,375,818	5.5	30,227,166	0
1.2 Residential Mortgage-Backed Securities	0	0	0	0	0	XXX	0	0.0	0	0.0	0	0
1.3 Commercial Mortgage-Backed Securities	0	0	0	0	0	XXX	0	0.0	0	0.0	0	0
1.4 Other Loan-Backed and Structured Securities	0	0	0	0	0	XXX	0	0.0	0	0.0	0	0
1.5 Totals	1,902,734	13,135,767	15,188,665	0	0	XXX	30,227,166	5.8	25,375,818	5.5	30,227,166	0
<b>2. All Other Governments</b>												
2.1 Issuer Obligations	0	0	0	0	0	XXX	0	0.0	0	0.0	0	0
2.2 Residential Mortgage-Backed Securities	0	0	0	0	0	XXX	0	0.0	0	0.0	0	0
2.3 Commercial Mortgage-Backed Securities	0	0	0	0	0	XXX	0	0.0	0	0.0	0	0
2.4 Other Loan-Backed and Structured Securities	0	0	0	0	0	XXX	0	0.0	0	0.0	0	0
2.5 Totals	0	0	0	0	0	XXX	0	0.0	0	0.0	0	0
<b>3. U.S. States, Territories and Possessions, Guaranteed</b>												
3.1 Issuer Obligations	701,448	327,566	5,204,991	0	0	XXX	6,234,005	1.2	8,180,725	1.8	6,234,005	0
3.2 Residential Mortgage-Backed Securities	0	0	0	0	0	XXX	0	0.0	0	0.0	0	0
3.3 Commercial Mortgage-Backed Securities	0	0	0	0	0	XXX	0	0.0	0	0.0	0	0
3.4 Other Loan-Backed and Structured Securities	0	0	0	0	0	XXX	0	0.0	0	0.0	0	0
3.5 Totals	701,448	327,566	5,204,991	0	0	XXX	6,234,005	1.2	8,180,725	1.8	6,234,005	0
<b>4. U.S. Political Subdivisions of States, Territories and Possessions, Guaranteed</b>												
4.1 Issuer Obligations	0	4,226,789	12,385,012	0	732,671	XXX	17,344,472	3.3	20,183,750	4.4	17,344,472	0
4.2 Residential Mortgage-Backed Securities	0	0	0	0	0	XXX	0	0.0	0	0.0	0	0
4.3 Commercial Mortgage-Backed Securities	0	0	0	0	0	XXX	0	0.0	0	0.0	0	0
4.4 Other Loan-Backed and Structured Securities	0	0	0	0	0	XXX	0	0.0	0	0.0	0	0
4.5 Totals	0	4,226,789	12,385,012	0	732,671	XXX	17,344,472	3.3	20,183,750	4.4	17,344,472	0
<b>5. U.S. Special Revenue &amp; Special Assessment Obligations etc., Non-Guaranteed</b>												
5.1 Issuer Obligations	8,729,118	29,149,926	72,345,844	950,000	7,153,496	XXX	118,328,384	22.6	122,452,322	26.5	118,328,384	0
5.2 Residential Mortgage-Backed Securities	4,517,886	14,540,295	11,939,257	12,184,995	3,902,106	XXX	47,084,539	9.0	58,441,667	12.6	47,084,539	0
5.3 Commercial Mortgage-Backed Securities	1,234,360	4,222,153	3,472,418	1,544,214	0	XXX	10,473,145	2.0	0	0.0	10,473,145	0
5.4 Other Loan-Backed and Structured Securities	0	0	0	0	0	XXX	0	0.0	0	0.0	0	0
5.5 Totals	14,481,364	47,912,374	87,757,519	14,679,209	11,055,602	XXX	175,886,068	33.6	180,893,989	39.1	175,886,068	0
<b>6. Industrial and Miscellaneous</b>												
6.1 Issuer Obligations	116,591,389	36,512,778	28,703,552	0	0	XXX	181,807,719	34.8	130,433,481	28.2	164,357,683	17,450,036
6.2 Residential Mortgage-Backed Securities	2,099,409	7,083,502	4,585,712	259,644	15,086	XXX	14,043,353	2.7	9,035,044	2.0	0	14,043,353
6.3 Commercial Mortgage-Backed Securities	2,043,223	5,799,853	6,830,177	0	0	XXX	14,673,253	2.8	15,750,253	3.4	11,398,148	3,275,105
6.4 Other Loan-Backed and Structured Securities	18,264,663	42,708,648	20,464,638	1,063,549	0	XXX	82,501,498	15.8	72,881,049	15.8	44,195,200	38,306,298
6.5 Totals	138,998,684	92,104,781	60,584,079	1,323,193	15,086	XXX	293,025,823	56.1	228,099,827	49.3	219,951,031	73,074,792
<b>7. Hybrid Securities</b>												
7.1 Issuer Obligations	0	0	0	0	0	XXX	0	0.0	0	0.0	0	0
7.2 Residential Mortgage-Backed Securities	0	0	0	0	0	XXX	0	0.0	0	0.0	0	0
7.3 Commercial Mortgage-Backed Securities	0	0	0	0	0	XXX	0	0.0	0	0.0	0	0
7.4 Other Loan-Backed and Structured Securities	0	0	0	0	0	XXX	0	0.0	0	0.0	0	0
7.5 Totals	0	0	0	0	0	XXX	0	0.0	0	0.0	0	0
<b>8. Parent, Subsidiaries and Affiliates</b>												
8.1 Issuer Obligations	0	0	0	0	0	XXX	0	0.0	0	0.0	0	0
8.2 Residential Mortgage-Backed Securities	0	0	0	0	0	XXX	0	0.0	0	0.0	0	0
8.3 Commercial Mortgage-Backed Securities	0	0	0	0	0	XXX	0	0.0	0	0.0	0	0
8.4 Other Loan-Backed and Structured Securities	0	0	0	0	0	XXX	0	0.0	0	0.0	0	0
8.5 Totals	0	0	0	0	0	XXX	0	0.0	0	0.0	0	0

ANNUAL STATEMENT FOR THE YEAR 2018 OF THE AmeriChoice of New Jersey, Inc.

SCHEDULE D - PART 1A - SECTION 2 (Continued)

Maturity Distribution of All Bonds Owned December 31, at Book/Adjusted Carrying Values by Major Type and Subtype of Issues

Distribution by Type	1 1 Year or Less	2 Over 1 Year Through 5 Years	3 Over 5 Years Through 10 Years	4 Over 10 Years Through 20 Years	5 Over 20 Years	6 No Maturity Date	7 Total Current Year	8 Col. 7 as a % of Line 11.7	9 Total from Col. 7 Prior Year	10 % From Col. 8 Prior Year	11 Total Publicly Traded	12 Total Privately Placed
<b>9. SVO Identified Funds</b>												
9.1 Exchange Traded Funds Identified by the SVO	XXX	XXX	XXX	XXX	XXX	0	0	0.0	0	0.0	0	0
9.2 Bond Mutual Funds Identified by the SVO	XXX	XXX	XXX	XXX	XXX	0	0	0.0	0	0.0	0	0
9.3 Totals	XXX	XXX	XXX	XXX	XXX	0	0	0.0	0	0.0	0	0
<b>10. Bank Loans</b>												
10.1 Bank Loans - Issued	0	0	0	0	0	XXX	0	0.0	XXX	XXX	0	0
10.2 Bank Loans - Acquired	0	0	0	0	0	XXX	0	0.0	XXX	XXX	0	0
10.3 Totals	0	0	0	0	0	XXX	0	0.0	XXX	XXX	0	0
<b>11. Total Bonds Current Year</b>												
11.1 Issuer Obligations	127,924,689	83,352,826	133,828,064	950,000	7,886,167	XXX	353,941,746	67.7	XXX	XXX	336,491,710	17,450,036
11.2 Residential Mortgage-Backed Securities	6,617,295	21,623,797	16,524,969	12,444,639	3,917,192	XXX	61,127,892	11.7	XXX	XXX	47,084,539	14,043,353
11.3 Commercial Mortgage-Backed Securities	3,277,583	10,022,006	10,302,595	1,544,214	0	XXX	25,146,398	4.8	XXX	XXX	21,871,293	3,275,105
11.4 Other Loan-Backed and Structured Securities	18,264,663	42,708,648	20,464,638	1,063,549	0	XXX	82,501,498	15.8	XXX	XXX	44,195,200	38,306,298
11.5 SVO Identified Funds	XXX	XXX	XXX	XXX	XXX	0	0	0.0	XXX	XXX	0	0
11.6 Bank Loans	0	0	0	0	0	XXX	0	0.0	XXX	XXX	0	0
11.7 Totals	156,084,230	157,707,277	181,120,266	16,002,402	11,803,359	0	522,717,534	100.0	XXX	XXX	449,642,742	73,074,792
11.8 Line 11.7 as a % of Col. 7	29.9	30.2	34.6	3.1	2.3	0.0	100.0	XXX	XXX	XXX	86.0	14.0
<b>12. Total Bonds Prior Year</b>												
12.1 Issuer Obligations	75,224,567	86,378,712	132,751,556	1,360,000	10,911,261	XXX	XXX	XXX	306,626,096	66.3	289,027,684	17,598,412
12.2 Residential Mortgage-Backed Securities	8,317,786	24,779,850	16,364,785	12,504,758	5,509,532	XXX	XXX	XXX	57,476,711	14.6	58,441,667	9,035,044
12.3 Commercial Mortgage-Backed Securities	143,399	4,318,649	10,713,720	108,520	465,965	XXX	XXX	XXX	15,750,253	3.4	13,694,731	2,055,522
12.4 Other Loan-Backed and Structured Securities	3,816,634	51,319,985	17,073,938	670,492	0	XXX	XXX	XXX	72,881,049	15.8	28,038,530	44,842,519
12.5 SVO Identified Funds	XXX	XXX	XXX	XXX	XXX	0	XXX	XXX	0	0.0	0	0
12.6 Bank Loans	XXX	XXX	XXX	XXX	XXX	XXX	XXX	XXX	XXX	XXX	XXX	XXX
12.7 Totals	87,502,386	166,797,196	176,903,999	14,643,770	16,886,758	0	XXX	XXX	462,734,109	100.0	389,202,612	73,531,497
12.8 Line 12.7 as a % of Col. 9	18.9	36.0	38.2	3.2	3.6	0.0	XXX	XXX	100.0	XXX	84.1	15.9
<b>13. Total Publicly Traded Bonds</b>												
13.1 Issuer Obligations	126,803,339	72,445,488	128,406,718	950,000	7,886,166	XXX	336,491,711	64.4	289,027,684	62.5	336,491,711	XXX
13.2 Residential Mortgage-Backed Securities	4,517,886	14,540,295	11,939,257	12,184,995	3,902,106	XXX	47,084,539	9.0	58,441,667	12.6	47,084,539	XXX
13.3 Commercial Mortgage-Backed Securities	2,212,458	7,812,025	10,302,595	1,544,214	0	XXX	21,871,292	4.2	13,694,731	3.0	21,871,292	XXX
13.4 Other Loan-Backed and Structured Securities	16,425,847	26,499,915	1,269,438	0	0	XXX	44,195,200	8.5	28,038,530	6.1	44,195,200	XXX
13.5 SVO Identified Funds	XXX	XXX	XXX	XXX	XXX	0	0	0.0	0	0.0	0	XXX
13.6 Bank Loans	0	0	0	0	0	XXX	0	0.0	XXX	XXX	0	XXX
13.7 Totals	149,959,530	121,297,723	151,918,008	14,679,209	11,788,272	0	449,642,742	86.0	389,202,612	84.1	449,642,742	XXX
13.8 Line 13.7 as a % of Col. 7	33.4	27.0	33.8	3.3	2.6	0.0	100.0	XXX	XXX	XXX	100.0	XXX
13.9 Line 13.7 as a % of Line 11.7, Col. 7, Section 11	28.7	23.2	29.1	2.8	2.3	0.0	86.0	XXX	XXX	XXX	86.0	XXX
<b>14. Total Privately Placed Bonds</b>												
14.1 Issuer Obligations	1,121,350	10,907,338	5,421,346	0	1	XXX	17,450,035	3.3	17,598,412	3.8	XXX	17,450,035
14.2 Residential Mortgage-Backed Securities	2,089,409	7,083,502	4,585,712	259,644	15,086	XXX	14,043,353	2.7	9,035,044	2.0	XXX	14,043,353
14.3 Commercial Mortgage-Backed Securities	1,065,125	2,209,981	0	0	0	XXX	3,275,106	0.6	2,055,522	0.4	XXX	3,275,106
14.4 Other Loan-Backed and Structured Securities	1,838,816	16,208,733	19,195,200	1,063,549	0	XXX	38,306,298	7.3	44,842,519	9.7	XXX	38,306,298
14.5 SVO Identified Funds	XXX	XXX	XXX	XXX	XXX	0	0	0.0	0	0.0	XXX	0
14.6 Bank Loans	0	0	0	0	0	XXX	0	0.0	XXX	XXX	0	0
14.7 Totals	6,124,700	36,409,554	29,202,258	1,323,193	15,087	0	73,074,792	14.0	73,531,497	15.9	XXX	73,074,792
14.8 Line 14.7 as a % of Col. 7	8.4	49.8	40.0	1.8	0.0	0.0	100.0	XXX	XXX	XXX	XXX	100.0
14.9 Line 14.7 as a % of Line 11.7, Col. 7, Section 11	1.2	7.0	5.6	0.3	0.0	0.0	14.0	XXX	XXX	XXX	XXX	14.0

ANNUAL STATEMENT FOR THE YEAR 2018 OF THE AmeriChoice of New Jersey, Inc.

**SCHEDULE DA - VERIFICATION BETWEEN YEARS**

Short-Term Investments

	1	2	3	4	5
	Total	Bonds	Mortgage Loans	Other Short-term Investment Assets (a)	Investments in Parent, Subsidiaries and Affiliates
1. Book/adjusted carrying value, December 31 of prior year .....	57,605,886	57,605,886	0	0	0
2. Cost of short-term investments acquired .....	2,745,679,992	2,745,679,992	0	0	0
3. Accrual of discount .....	0	0	0	0	0
4. Unrealized valuation increase (decrease) .....	0	0	0	0	0
5. Total gain (loss) on disposals .....	(59)	(59)	0	0	0
6. Deduct consideration received on disposals .....	2,690,510,734	2,690,510,734	0	0	0
7. Deduct amortization of premium .....	9,773	9,773	0	0	0
8. Total foreign exchange change in book/adjusted carrying value .....	0	0	0	0	0
9. Deduct current year's other than temporary impairment recognized .....	0	0	0	0	0
10. Book adjusted carrying value at end of current period (Lines 1+2+3+4+5-6-7+8-9) .....	112,765,312	112,765,312	0	0	0
11. Deduct total nonadmitted amounts .....	0	0	0	0	0
12. Statement value at end of current period (Line 10 minus Line 11)	112,765,312	112,765,312	0	0	0

(a) Indicate the category of such assets, for example, joint ventures, transportation equipment:

Schedule DB - Part A - Verification - Options, Caps, Floors, Collars, Swaps and Forwards

**NONE**

Schedule DB - Part B - Verification - Futures Contracts

**NONE**

Schedule DB - Part C - Section 1 - Replication (Synthetic Asset) Transactions (RSATs) Open

**NONE**

Schedule DB-Part C-Section 2-Reconciliation of Replication (Synthetic Asset) Transactions Open

**NONE**

Schedule DB - Verification - Book/Adjusted Carrying Value, Fair Value and Potential Exposure of  
Derivatives

**NONE**

ANNUAL STATEMENT FOR THE YEAR 2018 OF THE AmeriChoice of New Jersey, Inc.  
**SCHEDULE E - PART 2 - VERIFICATION BETWEEN YEARS**

(Cash Equivalents)

	1 Total	2 Bonds	3 Money Market Mutual funds	4 Other (a)
1. Book/adjusted carrying value, December 31 of prior year .....	2,556,217	0	2,556,217	0
2. Cost of cash equivalents acquired .....	74,343,821	0	74,343,821	0
3. Accrual of discount .....	0	0	0	0
4. Unrealized valuation increase (decrease) .....	0	0	0	0
5. Total gain (loss) on disposals .....	0	0	0	0
6. Deduct consideration received on disposals .....	67,913,461	0	67,913,461	0
7. Deduct amortization of premium .....	0	0	0	0
8. Total foreign exchange change in book/adjusted carrying value .....	0	0	0	0
9. Deduct current year's other than temporary impairment recognized .....	0	0	0	0
10. Book/adjusted carrying value at end of current period (Lines 1+2+3+4+5-6-7+8-9) .....	8,986,577	0	8,986,577	0
11. Deduct total nonadmitted amounts .....	0	0	0	0
12. Statement value at end of current period (Line 10 minus Line 11)	8,986,577	0	8,986,577	0

(a) Indicate the category of such investments, for example, joint ventures, transportation equipment.



Schedule A - Part 1 - Real Estate Owned

**NONE**

Schedule A - Part 2 - Real Estate Acquired and Additions Made

**NONE**

Schedule A - Part 3 - Real Estate Disposed

**NONE**

Schedule B - Part 1 - Mortgage Loans Owned

**NONE**

Schedule B - Part 2 - Mortgage Loans Acquired and Additions Made

**NONE**

Schedule B - Part 3 - Mortgage Loans Disposed, Transferred or Repaid

**NONE**

Schedule BA - Part 1 - Other Long-Term Invested Assets Owned

**NONE**

Schedule BA - Part 2 - Other Long-Term Invested Assets Acquired and Additions Made

**NONE**

Schedule BA - Part 3 - Other Long-Term Invested Assets Disposed, Transferred or Repaid

**NONE**

















ANNUAL STATEMENT FOR THE YEAR 2018 OF THE AmeriChoice of New Jersey, Inc.

**SCHEDULE D - PART 1**

Showing All Long-Term BONDS Owned December 31 of Current Year

1	2	Codes			6	7	Fair Value		10	11	Change in Book/Adjusted Carrying Value			Interest					Dates		
		3	4	5			8	9			12	13	14	15	16	17	18	19	20	21	22
CUSIP Identification	Description	C o d e	F o r e i g n	B o n d Char	NAIC Designation and Administrative Symbol	Actual Cost	Rate Used to Obtain Fair Value	Fair Value	Par Value	Book/ Adjusted Carrying Value	Unrealized Valuation Increase/ (Decrease)	Current Year's (Amortization) Accretion	Current Year's Other-Than-Temporary Impairment Recognized	Total Foreign Exchange Change in Book/ Adjusted Carrying Value	Rate of	Effective Rate of	When Paid	Admitted Amount Due and Accrued	Amount Received During Year	Acquired	Stated Contractual Maturity Date
6599999	Subtotal -Bank Loans					0	XXX	0	0	0	0	0	0	0	XXX	XXX	XXX	0	0	XXX	XXX
7799999	Total - Issuer Obligations					247,600,714	XXX	240,565,371	230,129,755	241,176,437	0	(1,904,460)	7,489	0	XXX	XXX	XXX	2,393,134	7,966,038	XXX	XXX
7899999	Total - Residential Mortgage-Backed Securities					61,200,011	XXX	59,866,498	60,088,121	61,127,891	0	(33,654)	0	0	XXX	XXX	XXX	168,029	1,807,602	XXX	XXX
7999999	Total - Commercial Mortgage-Backed Securities					25,344,975	XXX	24,808,596	24,762,107	25,146,398	0	(86,101)	0	0	XXX	XXX	XXX	64,337	648,596	XXX	XXX
8099999	Total - Other Loan-Backed and Structured Securities					82,499,966	XXX	81,990,128	82,518,106	82,501,496	0	813	0	0	XXX	XXX	XXX	342,972	1,456,296	XXX	XXX
8199999	Total - SVO Identified Funds					0	XXX	0	0	0	0	0	0	0	XXX	XXX	XXX	0	0	XXX	XXX
8299999	Total - Bank Loans					0	XXX	0	0	0	0	0	0	0	XXX	XXX	XXX	0	0	XXX	XXX
8399999	Total Bonds					416,645,686	XXX	407,220,593	397,468,089	409,962,222	0	(2,023,382)	7,489	0	XXX	XXX	XXX	2,968,472	11,878,532	XXX	XXX

Schedule D - Part 2 - Section 1 - Preferred Stocks Owned

**NONE**

Schedule D - Part 2 - Section 2 - Common Stocks Owned

**NONE**

ANNUAL STATEMENT FOR THE YEAR 2018 OF THE AmeriChoice of New Jersey, Inc.

**SCHEDULE D - PART 3**

Showing All Long-Term Bonds and Stocks ACQUIRED During Current Year

1	2	3	4	5	6	7	8	9
CUSIP Identification	Description	Foreign	Date Acquired	Name of Vendor	Number of Shares of Stock	Actual Cost	Par Value	Paid for Accrued Interest and Dividends
912829-4H-5	US Treasury Note 2.625% 02/28/23		02/28/2018	Barclays Group Inc.		4,838,754	4,845,000	681
<b>0599999</b>	<b>Subtotal - Bonds - U.S. Governments</b>					4,838,754	4,845,000	681
64689H-ML-9	NEW YORK NY GO MM 3.375% 03/01/25		02/23/2018	RBC Capital Markets		2,165,000	2,165,000	0
<b>2499999</b>	<b>Subtotal - Bonds - U.S. Political Subdivisions of States, Territories and Possessions</b>					2,165,000	2,165,000	0
20775C-2E-7	CONNECTICUT ST H Rev Bond Cont Call 4.000% 11/15/41		02/07/2018	Merrill Lynch		386,440	365,000	0
3136AH-OH-7	FNMA FHR 2017-26 CG RMS 3.500% 07/25/44		11/27/2018	Merrill Lynch		2,292,731	2,303,529	5,495
3136B3-BA-7	FNMA FHR 2018-90 GD RMS 3.500% 12/25/47		09/21/2018	Morgan Stanley		2,448,112	2,473,133	5,492
46259D-LX-6	LOMA ST STUDENT Rev Bond Non Call 5.000% 12/01/26		05/24/2018	RBC Capital Markets		792,041	715,000	0
582847-CY-5	MET WASHINGTON D Rev Bond Cont Call 5.000% 10/01/31		04/20/2018	CitiGroup		1,233,857	1,080,000	3,450
582847-FJ-5	MET WASHINGTON D Rev Bond Cont Call 5.000% 10/01/35		06/01/2018	Barclays Group Inc.		2,730,254	2,350,000	0
64613A-AC-6	NEW JERSEY ST HS Rev Bond Cont Call 4.500% 10/01/48		06/15/2018	RBC Capital Markets		4,507,255	4,205,000	0
70817S-UB-2	PENNSYLVANIA ST Rev Bond Cont Call 5.000% 05/01/33		05/15/2018	Fund Funds II		1,795,243	1,580,000	3,511
<b>3199999</b>	<b>Subtotal - Bonds - U.S. Special Revenues</b>					16,185,933	15,071,662	19,948
02004V-AC-7	ALLY AUTO RECEIVABLES TRUST ALLYA 18-2 A3 ABS 2.920% 11/15/22		04/24/2018	Merrill Lynch		1,204,781	1,205,000	0
03329K-AQ-6	ANCHORAGE CAP CLO LTD ANCHC 2016-8A AR CLO Prv Plc 3.509% 07/28/28		07/05/2018	Deutsche Bank		4,602,163	4,610,000	0
056059-AA-6	BX TRUST BX 2018-IND A GBS Prv Plc 3.205% 11/15/35		10/22/2018	CitiGroup		1,083,383	1,083,383	0
06051G-FB-0	BANK OF AMER CPP Corp Note Non Call 4.125% 01/22/24		08/15/2018	Various		5,118,999	5,000,000	13,462
07274H-AE-3	BAYER US FINANCE II LLC Corp Note Call MM Prv Plc 3.875% 12/15/23		06/18/2018	JP Morgan Chase		2,417,095	2,425,000	0
07274H-AU-7	BAYER US FINANCE III LLC Corp Note MM Prv Plc 2.750% 07/15/21		07/15/2018	Tax Free Exchange		249,793	250,000	0
12596D-AA-4	COLT Funding LLC COLT 2018-3 A1 RMS Prv Plc 3.682% 10/26/48		09/07/2018	Nomura Securities		1,487,966	1,487,970	1,679
17303E-QH-9	Citibank Credit CDOIT 2018-A4 ABS 2.725% 06/09/25		05/31/2018	CitiGroup		1,525,000	1,525,000	0
24392P-AA-2	DEPHVEN RESIDENTIAL TRMT 2018-1A A1 RMS Prv Plc 2.976% 12/25/57		01/26/2018	Credit Suisse		346,163	346,171	2,346
24392P-AC-5	DRYDEN SENIOR LOAN FUND DRSLF 2018-55A A1 Prv Plc 3.445% 04/15/31		05/09/2018	CitiGroup		3,090,000	3,090,000	0
34529F-AD-0	Ford Credit Auto FORD 2018-A A3 ABS 3.030% 11/15/22		05/15/2018	RBC Capital Markets		1,529,753	1,530,000	0
34529F-AA-4	FORD CREDIT AUTO FORDR 2018-1 A ABS Prv Plc 3.190% 07/15/31		01/23/2018	Merrill Lynch		634,777	635,000	0
36255J-HD-6	GM Financial Sec GMDAR 2018-3 A3 ABS 3.020% 05/16/23		07/11/2018	JP Morgan Chase		2,779,352	2,780,000	0
36256B-AC-4	GS MORTGAGE BACKED SEC TR GSMS 2018-RPL A1A RMS Prv P 3.750% 10/25/57		11/20/2018	Goldman Sachs		4,734,418	4,801,551	13,004
38013R-AF-2	GM Financial Sec GMDAR 2018-2 B ABS 3.120% 12/18/23		04/11/2018	Deutsche Bank		2,504,775	2,505,000	0
43815H-AB-3	Honda Auto Recei HROIT 2018-3 A2 ABS 2.670% 12/22/20		08/21/2018	Merrill Lynch		4,834,916	4,835,000	0
59623U-AP-2	MID-AMER APT LP Corp Note Call MM 4.200% 06/15/28		05/07/2018	Wells Fargo		1,172,955	1,180,000	0
686514-AE-0	ORLANDO HEALTH Corp Note Call MM 3.777% 10/01/28		01/30/2018	Goldman Sachs		580,000	580,000	0
756109-AV-6	REALTY INCOME Corp Note Call MM 3.875% 04/15/25		03/27/2018	CitiGroup		955,200	960,000	0
89231A-AD-3	Toyota Auto Rece TAOT 2018-C A3 ABS 3.020% 12/15/22		08/14/2018	CitiGroup		2,149,618	2,150,000	0
92915P-AH-8	VOYA CLO LTD INGM 2014-1A AAR2 CLO Prv Plc 3.435% 04/18/31		03/29/2018	CitiGroup		510,000	510,000	0
03764Q-BC-5	APIDOS APID 2013-15A A1RR CLO Prv Plc 3.479% 04/20/31		11/05/2018	Deutsche Bank		2,877,788	2,885,000	4,740
06761C-AA-7	BABSON CLO LTD BABSN 2016-2A AR CLO Prv Plc 3.549% 07/20/28		12/07/2018	Morgan Stanley		2,990,000	2,990,000	0
08181B-AQ-2	Benefit Street P BSP 2016-9A AR CLO Prv Plc 3.579% 07/20/31		07/16/2018	CitiGroup		2,270,000	2,270,000	0
14311A-AS-1	CARLYLE GLOBAL MKT STRATEGIES CGMS 2014-5A A1RR CLO Prv Plc 3.576% 07/15/31		08/24/2018	Barclays Group Inc.		745,000	745,000	0
15131K-AG-4	CEQLO 2015-24A A2R CEQLO 2015-24A A2R CLO Prv Plc 4.086% 10/15/26		07/23/2018	Goldman Sachs		1,065,000	1,065,000	3,089
26244K-AQ-9	Dryden Senior Loan Fund DRSLF 2015-41A BR CLO Prv Plc 3.736% 04/15/31		02/21/2018	Barclays Group Inc.		1,185,000	1,185,000	0
55954L-AC-7	MAGNETITE CLO LTD MAGNE 2015-14RA A1 CLO Prv Plc 3.565% 10/18/31		09/06/2018	BNP Paribas Securities Corp		1,050,000	1,050,000	0
81881G-AC-2	SHAKLETON CLO LTD SHACK 2014-ERA A CLO Prv Plc 3.469% 07/17/28		07/03/2018	Merrill Lynch		1,393,605	1,395,000	0
87165V-AF-6	SYMPHONY CLO LTD SYMP 2015-16A AR CLO Prv Plc 3.585% 10/15/31		08/29/2018	Morgan Stanley		725,000	725,000	0
92913U-AS-5	VOYA CLO LTD VOYA 2015-3A A3R CLO Prv Plc 4.169% 10/20/31		11/02/2018	Natixis Bank		1,170,000	1,170,000	0
<b>3899999</b>	<b>Subtotal - Bonds - Industrial and Miscellaneous (Unaffiliated)</b>					59,582,500	59,569,075	38,320
<b>8399997</b>	<b>Total - Bonds - Part 3</b>					82,772,187	81,650,737	58,959
<b>8399998</b>	<b>Total - Bonds - Part 5</b>					889,295	889,585	1,825
<b>8399999</b>	<b>Total - Bonds</b>					83,665,482	82,540,322	60,884
<b>8999997</b>	<b>Total - Preferred Stocks - Part 3</b>					0	XXX	0
<b>8999998</b>	<b>Total - Preferred Stocks - Part 5</b>					0	XXX	0
<b>8999999</b>	<b>Total - Preferred Stocks</b>					0	XXX	0
<b>9799997</b>	<b>Total - Common Stocks - Part 3</b>					0	XXX	0
<b>9799998</b>	<b>Total - Common Stocks - Part 5</b>					0	XXX	0
<b>9799999</b>	<b>Total - Common Stocks</b>					0	XXX	0
<b>9899999</b>	<b>Total - Preferred and Common Stocks</b>					0	XXX	0
<b>9999999</b>	<b>Totals</b>					83,665,482	XXX	60,884



ANNUAL STATEMENT FOR THE YEAR 2018 OF THE AmeriChoice of New Jersey, Inc.

**SCHEDULE D - PART 4**

Showing All Long-Term Bonds and Stocks SOLD, REDEEMED or Otherwise DISPOSED OF During Current Year

1	2	3	4	5	6	7	8	9	10	Change In Book/Adjusted Carrying Value					16	17	18	19	20	21
										11	12	13	14	15						
CUSIP Identification	Description	Foreign	Disposal Date	Name of Purchaser	Number of Shares of Stock	Con-sideration	Par Value	Actual Cost	Prior Year Book/ Adjusted Carrying Value	Unrealized Valuation Increase/ Decrease	Current Year's (Amor-tization)/ Accretion	Current Year's Other-Than-Temporary Impairment Recognized	Total Change in Book/ Adjusted Carrying Value (11+12-13)	Total Foreign Exchange Change in Book/ Adjusted Carrying Value	Book/ Adjusted Carrying Value at Disposal Date	Foreign Exchange Gain (Loss) on Disposal	Realized Gain (Loss) on Disposal	Total Gain (Loss) on Disposal	Bond Interest/ Stock Dividends Received During Year	Stated Con-tractual Maturity Date
358266-BV-5	FRESNO CNTY CA P Rev Bond MI 4.65%		08/15/2018	Maturity		645,000	645,000	661,448	651,690	0	(6,690)	0	(6,690)	0	645,000	0	0	0	30,044	08/15/2018
45203H-ML-2	ILLINOIS ST FIN Rev Bond MI 4.54%		10/01/2018	Maturity		290,000	290,000	301,319	295,140	0	(5,140)	0	(5,140)	0	290,000	0	0	0	13,181	10/01/2018
452227-HY-0	ILLINOIS ST SALE Rev Bond Non Call 5.00%		06/15/2018	Maturity		920,000	920,000	996,697	927,432	0	(7,432)	0	(7,432)	0	920,000	0	0	0	23,000	06/15/2018
45505T-LC-3	INDIANA ST HSG & Rev Bond Cont Call 4.00%		01/01/37	Call	100.0000	20,000	20,000	21,129	21,126	0	(1,126)	0	(1,126)	0	20,000	0	0	0	424	01/01/2037
485429-Y9-0	KANSAS ST DEV FI Rev Bond Opt ERP MI Call 1.877%		04/15/18	Maturity		90,000	90,000	90,000	90,000	0	0	0	0	0	90,000	0	0	0	845	04/15/2018
544712-Y9-7	LOS ANGELES ONLY MET TRAN Rev Bond Non Call 5.00%		07/01/2018	Maturity		400,000	400,000	466,112	404,257	0	(4,257)	0	(4,257)	0	400,000	0	0	0	20,000	07/01/2018
546456-DI-1	LOUISIANA ST CIT Rev Bond Non Call 5.00%		06/01/22	Stifel Nicolaus & Co.		420,846	380,000	437,688	418,286	0	(3,982)	0	(3,982)	0	414,303	0	6,543	6,543	10,819	06/01/2022
56052F-JS-5	MAINE ST HSG AUT Rev Bond Cont Call 3.50%		11/15/47	Call	100.0000	30,000	30,000	32,200	32,160	0	(2,160)	0	(2,160)	0	30,000	0	0	0	1,003	11/15/2047
57583U-3D-8	MASSACHUSETTS ST Rev Bond Cont Call 5.00%		07/01/19	Call	100.0000	235,000	235,000	237,981	235,000	0	0	0	0	0	235,000	0	0	0	6,724	07/01/2019
57583U-QT-8	MASSACHUSETTS ST Rev Bond Non Call 5.00%		10/01/2018	Maturity		1,000,000	1,000,000	1,153,020	1,019,191	0	(19,191)	0	(19,191)	0	1,000,000	0	0	0	50,000	10/01/2018
57587A-KC-1	MASSACHUSETTS ST Rev Bond Cont Call 3.50%		12/01/20	Call	100.0000	120,000	120,000	125,171	124,172	0	(4,172)	0	(4,172)	0	120,000	0	0	0	2,786	12/01/2020
57587A-WC-8	MASSACHUSETTS ST Rev Bond Cont Call 4.00%		09/01/43	Call	100.0000	15,000	15,000	16,302	16,253	0	(1,253)	0	(1,253)	0	15,000	0	0	0	468	09/01/2043
584653-7H-1	MICHIGAN ST HSG Rev Bond Cont Call 3.50%		06/01/47	Call	100.0000	145,000	145,000	154,160	153,158	0	(8,158)	0	(8,158)	0	145,000	0	0	0	3,850	06/01/2047
604165-MZ-0	MINNESOTA ST HSG Rev Bond Cont Call 3.50%		01/01/46	Call	100.0000	120,000	120,000	126,236	125,032	0	(5,032)	0	(5,032)	0	120,000	0	0	0	4,033	01/01/2046
61212F-CG-8	MONTANA ST BRD O Rev Bond Cont Call 4.00%		12/01/47	Call	100.0000	130,000	130,000	138,527	137,917	0	(7,917)	0	(7,917)	0	130,000	0	0	0	4,100	12/01/2047
61212F-DK-8	MONTANA ST BRD O Rev Bond Cont Call 4.00%		12/01/48	Call	100.0000	35,000	35,000	37,940	37,882	0	(2,882)	0	(2,882)	0	35,000	0	0	0	1,367	12/01/2048
647200-H9-2	NEW MEXICO ST MT Rev Bond Cont Call Sink 4.50%		09/01/28	Call	100.0000	65,000	65,000	69,975	66,297	0	(1,297)	0	(1,297)	0	65,000	0	0	0	2,138	09/01/2028
646883-F2-6	NEW YORK ST MTGE Rev Bond Cont Call 3.50%		10/01/34	Call	100.0000	55,000	55,000	58,227	57,302	0	(2,302)	0	(2,302)	0	55,000	0	0	0	1,440	10/01/2034
708692-AK-4	PENNSYLVANIA ST Rev Bond Non Call 1.50%		11/01/21	Redemption 100.0000		1,800,000	1,800,000	1,800,000	1,800,000	0	0	0	0	0	1,800,000	0	0	0	13,500	11/01/2021
78222H-GQ-8	RHODE ISLAND ST & Prov Rev Bond Non Call 4.00%		04/01/18	Maturity		1,000,000	1,000,000	1,122,020	1,006,333	0	(6,333)	0	(6,333)	0	1,000,000	0	0	0	20,000	04/01/2018
796839-BP-2	San Bernardino CA Rev Bond MI 12.5BP Sink 6.02%		08/01/23	Call	100.0000	50,000	50,000	52,645	51,548	0	(1,548)	0	(1,548)	0	50,000	0	0	0	3,010	08/01/2023
83756C-FR-1	SOUTH DAKOTA HSG Rev Bond Cont Call Sink 4.00%		11/01/44	Call	100.0000	75,000	75,000	80,526	78,580	0	(3,580)	0	(3,580)	0	75,000	0	0	0	2,406	11/01/2044
83756C-TC-9	SOUTH DAKOTA HSG Rev Bond Cont Call 4.00%		11/01/47	Call	100.0000	35,000	35,000	38,165	38,144	0	(3,144)	0	(3,144)	0	35,000	0	0	0	1,105	11/01/2047
880461-HR-2	TENNESSEE HSG DE Rev Bond Discrete Call 3.50%		01/01/47	Call	100.0000	30,000	30,000	32,065	31,999	0	(1,999)	0	(1,999)	0	30,000	0	0	0	1,095	01/01/2047
880461-SC-3	TENNESSEE HSG DE Rev Bond Cont Call 4.00%		07/01/48	Call	100.0000	10,000	10,000	10,927	10,924	0	(924)	0	(924)	0	10,000	0	0	0	281	07/01/2048
89602H-H2-3	TRIBOROUGH NY BR Rev Bond Cont Call 5.00%		11/15/23	J.P. Morgan Chase		1,137,960	1,000,000	1,245,160	1,135,071	0	(11,509)	0	(11,509)	0	1,123,562	0	14,398	14,398	30,694	11/15/2023
924190-HZ-7	VERMONT ST HSG F Rev Bond Cont Call 4.00%		11/01/45	Call	100.0000	225,000	225,000	240,685	237,356	0	(12,356)	0	(12,356)	0	225,000	0	0	0	6,800	11/01/2045
978890-BZ-8	WISCONSIN ST HSG Rev Bond Cont Call 4.00%		09/01/45	Call	100.0000	155,000	155,000	165,478	163,209	0	(8,209)	0	(8,209)	0	155,000	0	0	0	4,600	09/01/2045



ANNUAL STATEMENT FOR THE YEAR 2018 OF THE AmeriChoice of New Jersey, Inc.

**SCHEDULE D - PART 4**

Showing All Long-Term Bonds and Stocks SOLD, REDEEMED or Otherwise DISPOSED OF During Current Year

1 CUSIP Identification	2 Description	3 Foreign	4 Disposal Date	5 Name of Purchaser	6 Number of Shares of Stock	7 Con- sideration	8 Par Value	9 Actual Cost	10 Prior Year Book/ Adjusted Carrying Value	Change In Book/Adjusted Carrying Value					16 Book/ Adjusted Carrying Value at Disposal Date	17 Foreign Exchange Gain (Loss) on Disposal	18 Realized Gain (Loss) on Disposal	19 Total Gain (Loss) on Disposal	20 Bond Interest/ Stock Dividends Received During Year	21 Stated Con- tractual Maturity Date
										11 Unrealized Valuation Increase/ Decrease	12 Current Year's (Amor- tization)/ Accretion	13 Current Year's Other- Than- Temporary Impairment Recognized	14 Total Change in Book/ Adjusted Carrying Value (11+12-13)	15 Total Foreign Exchange Change in Book/ Adjusted Carrying Value						
58013M-EW-0	MCDONALD'S CORP Corp Note MM 2.100%		12/07/18	Market Axes		124,895	125,000	124,999	124,981	.0	.17	.0	.17	.0	124,998	.0	(103)	(103)	2,370	12/07/2018
58013M-EW-0	MCDONALD'S CORP Corp Note MM 2.100%		12/07/18	Maturity		485,000	485,000	484,762	484,924	.0	.76	.0	.76	.0	485,000	.0	.0	.0	10,185	12/07/2018
59980C-AA-1	RMS Prv Plc 2.750% 01/25/61		12/01/2018	Pydown		918,409	918,409	923,312	923,275	.0	(4,866)	.0	(4,866)	.0	918,409	.0	.0	.0	13,830	01/25/2061
61169H-AT-8	MORGANTO CO Corp Note MM 2.750% 07/15/21		07/15/2018	Tax Free Exchange		249,793	250,000	249,538	249,757	.0	.35	.0	.35	.0	249,793	.0	.0	.0	3,688	07/15/2021
61768L-BS-7	MORGAN STANLEY BAML TRUST MBS/AM 2016-C28 AA		08/07/2018	Goldman Sachs		2,370,302	2,386,000	2,475,615	2,466,152	.0	(5,011)	.0	(5,011)	.0	2,461,142	.0	(90,840)	(90,840)	58,472	01/15/2026
628530-8F-3	CMS 3.544% 01/15/26		03/28/19		100.0651	1,025,667	1,025,000	1,018,502	1,022,785	.0	2,882	.0	2,882	.0	1,025,667	.0	.0	.0	16,256	03/28/2019
64829F-AA-9	New Residential NR2T 2016-1A A1 RMS Prv Plc 3.750% 03/25/56		12/01/2018	Pydown		127,551	127,551	131,409	130,784	.0	(3,233)	.0	(3,233)	.0	127,551	.0	.0	.0	2,547	03/25/2056
65478V-AD-9	Nissan Auto Rece NROT 2016-B A3 ABS 1.320% 01/15/21		12/15/2018	Pydown		149,446	149,446	149,423	149,436	.0	.10	.0	.10	.0	149,446	.0	.0	.0	1,337	01/15/2021
664397-AL-0	NORTHEAST UTILS Corp Note Call MM 1.600%		01/15/18	Maturity		400,000	400,000	399,520	399,994	.0	.6	.0	.6	.0	400,000	.0	.0	.0	3,200	01/15/2018
68233D-AR-8	Oncor Electric Note Cont Call 7.000%		09/01/22	Citigroup		73,419	65,000	66,102	76,215	.0	(1,932)	.0	(1,932)	.0	74,283	.0	(864)	(864)	5,397	09/01/2022
80284B-AE-4	Santander Drive SDART 2015-2 B ABS 1.800%		01/15/20	Pydown		8,804	8,804	8,801	8,804	.0	.0	.0	.0	.0	8,804	.0	.0	.0	.13	01/15/2020
80589M-AD-4	SCANA CORP Corp Note Call MM 4.750%		05/15/21	Morgan Stanley		209,446	205,000	220,527	216,172	.0	(493)	.0	(493)	.0	215,679	.0	(6,232)	(6,232)	2,624	05/15/2021
80589M-AE-2	SCANA CORP Corp Note Call MM 4.125%		02/01/22	Morgan Stanley		204,133	205,000	214,945	212,488	.0	(262)	.0	(262)	.0	212,226	.0	(8,093)	(8,093)	4,721	02/01/2022
87165L-AX-9	SYNCHRON CREDIT SYNCT 2016-1 A ABS 2.040% 03/15/22		05/30/2018	Goldman Sachs		1,518,805	1,525,000	1,524,880	1,524,888	.0	.45	.0	.45	.0	1,524,913	.0	(6,108)	(6,108)	14,345	03/15/2022
883556-BE-1	THERMO FISHER Corp Note MM 2.400%		02/01/19		100.0420	170,071	170,000	169,653	169,924	.0	.147	.0	.147	.0	170,071	.0	.0	.0	3,094	02/01/2019
89171U-AU-3	Towd Point Mortgage Trust TPMT 2015-4 A1B RMS Prv Plc 2.750% 04/25/55		12/01/2018	Pydown		233,726	233,726	233,565	233,420	.0	306	.0	306	.0	233,726	.0	.0	.0	3,546	04/26/2055
89171V-KK-3	Towd Point Mortgage Trust TPMT 2015-5 A1B Prv Plc RMS 2.750% 05/25/55		12/01/2018	Pydown		58,376	58,376	58,479	58,370	.0	.5	.0	.5	.0	58,376	.0	.0	.0	846	05/25/2055
89172E-AU-8	Towd Point Mortgage Trust TPMT 2016-1 A1B RMS Prv Plc 2.750% 02/25/55		12/01/2018	Pydown		98,351	98,351	98,233	98,225	.0	126	.0	126	.0	98,351	.0	.0	.0	1,376	02/25/2055
89172I-AR-6	Towd Point Mortgage Trust TPMT 2015-6 A1B RMS Prv Plc 2.750% 04/25/55		12/01/2018	Pydown		184,289	184,289	182,575	183,222	.0	1,067	.0	1,067	.0	184,289	.0	.0	.0	2,677	04/25/2055
89172I-AA-8	Towd Point Mortgage Trust TPMT 2016-3 A1 RMS Prv Plc 2.250% 04/25/56		12/01/2018	Pydown		326,958	326,958	325,488	326,488	.0	.470	.0	.470	.0	326,958	.0	.0	.0	3,803	04/25/2056
90290X-AE-7	USAA AUTO OWNER USAOT 2015-1 B ABS 1.960%		11/15/22			1,020,000	1,020,000	1,019,972	1,019,975	.0	.25	.0	.25	.0	1,020,000	.0	.0	.0	18,326	11/15/2022
928688-AK-8	VOLKSWAGEN GRP Corp Note Non Call Prv Plc 1.650% 05/22/16		04/13/2018	Toronto Dominion Sec		299,769	300,000	299,825	299,950	.0	.37	.0	.37	.0	299,988	.0	(219)	(219)	1,994	05/22/2018
92919P-AA-3	VOYA CLO LTD INGM 14-1A A1R CLO PRV PLC 3.775% 04/15/25		04/18/2018	Pydown		515,000	515,000	515,000	515,000	.0	.0	.0	.0	.0	515,000	.0	.0	.0	7,477	04/18/2028
92936T-AA-0	WF-BBS COMMERCIAL WFRBS 2012-C7 A1 CMS 2.300% 06/15/45		12/01/2018	Pydown		78,682	78,682	79,445	78,897	.0	(235)	.0	(235)	.0	78,682	.0	.0	.0	977	06/15/2045
92936F-AR-0	WF-BBS COMMERCIAL WFRBS 2014-C21 A2 CMS 2.917% 08/15/47		12/01/2018	Pydown		120,848	120,848	124,472	121,931	.0	(1,083)	.0	(1,083)	.0	120,848	.0	.0	.0	2,363	08/15/2047
96328D-AT-1	Wheels SPV LLC WMLS 2016-1A A2 ABS Prv Plc 1.580% 05/20/25		12/20/2018	Pydown		142,151	142,151	142,140	142,145	.0	.6	.0	.6	.0	142,151	.0	.0	.0	1,168	05/20/2025
008916-AI-1	AGRIUM INC Corp Note MM 50BP PPUT 6.750%		01/15/19			392,167	381,000	456,827	396,326	.0	(4,032)	127	(4,159)	.0	392,167	.0	.0	.0	19,383	01/15/2019
00084D-AK-6	ABN AMRO BANK NV Corp Note Non Call Prv Plc 1.800% 06/04/18		06/04/2018	Maturity		1,050,000	1,050,000	1,049,360	1,049,908	.0	.92	.0	.92	.0	1,050,000	.0	.0	.0	9,450	06/04/2018
00507U-AR-2	ACTAVIS FUNDING Corp Note Call MM 3.450%		03/15/22			1,115,415	1,125,000	1,123,403	1,123,998	.0	.158	.0	.158	.0	1,124,157	.0	(8,742)	(8,742)	39,028	03/15/2022

ANNUAL STATEMENT FOR THE YEAR 2018 OF THE AmeriChoice of New Jersey, Inc.

**SCHEDULE D - PART 4**

Showing All Long-Term Bonds and Stocks SOLD, REDEEMED or Otherwise DISPOSED OF During Current Year

1 CUSIP Identification	2 Description	3 For- eign	4 Disposal Date	5 Name of Purchaser	6 Number of Shares of Stock	7 Con- sideration	8 Par Value	9 Actual Cost	10 Prior Year Book/ Adjusted Carrying Value	Change In Book/Adjusted Carrying Value					16 Book/ Adjusted Carrying Value at Disposal Date	17 Foreign Exchange Gain (Loss) on Disposal	18 Realized Gain (Loss) on Disposal	19 Total Gain (Loss) on Disposal	20 Bond Interest/ Stock Dividends Received During Year	21 Stated Con- tractual Maturity Date
										11 Unrealized Valuation Increase/ Decrease	12 Current Year's (Amor- tization)/ Accretion	13 Current Year's Other- Than- Temporary Impairment Recognized	14 Total Change in Book/ Adjusted Carrying Value (11+12-13)	15 Total Foreign Exchange Change in Book/ Adjusted Carrying Value						
03764J-AN-3	Apidos CDO AP1D 2013-16A AIR CLO PRV PLC 3.425% 01/19/25		10/19/2018	Paydown		1,117,801	1,117,801	1,117,801	1,117,801	0	0	0	0	0	1,117,801	0	0	0	21,635	01/19/2025
05253J-AJ-0	AUST & NZ BANK Corp Note Non Call 2.000% 11/16/18		11/16/2018	Maturity		1,125,000	1,125,000	1,124,055	1,124,719	0	281	0	281	0	1,125,000	0	0	0	22,500	11/16/2018
05383U-AS-2	Avery Point CLO Ltd AVERY 2014-1A AR CLO PRV PLC 3.590% 04/25/26		10/25/2018	Paydown		353,730	353,730	355,321	355,132	0	(1,403)	0	(1,403)	0	353,730	0	0	0	9,575	04/25/2026
08181B-AC-3	Benefit Street P BSP 2016-9A A CLO Prv Plc 4.079% 07/20/28		08/08/2018	Paydown		2,370,000	2,370,000	2,370,000	2,370,000	0	0	0	0	0	2,370,000	0	0	0	66,556	07/20/2028
08628J-AC-5	Bluemountain CLO Ltd BLUEM 2015-3A A2 CLO Prv Plc 4.619% 10/20/27		04/12/2018	Paydown		1,110,000	1,110,000	1,106,469	1,107,410	0	2,590	0	2,590	0	1,110,000	0	0	0	19,788	10/20/2027
14311A-AJ-1	CARLYLE GLOBAL MKT STRATEGIES CGMS 2014-5A AIR CLO Prv Plc 3.576% 10/16/25		09/14/2018	Paydown		745,000	745,000	745,000	745,000	0	0	0	0	0	745,000	0	0	0	20,976	10/16/2025
15137K-AB-5	CECLO 2015-24A A2R CECLO 2015-24A A2 CLO Prv Plc 4.636% 10/15/26		08/08/2018	Paydown		1,065,000	1,065,000	1,065,000	1,065,000	0	0	0	0	0	1,065,000	0	0	0	35,459	10/15/2026
21684A-AA-4	COOPERATIVE RAB Corp Note Non Call 4.625% 12/01/23		04/13/2018	Wells Fargo		753,893	730,000	782,020	772,330	0	(1,887)	0	(1,887)	0	770,443	0	(16,550)	(16,550)	12,755	12/01/2023
2624K-AC-0	Dryden Senior Loan Fund DRSLF 2015-41A B CLO Prv Plc 4.586% 10/15/27		03/14/2018	Paydown		1,185,000	1,185,000	1,185,000	1,185,000	0	0	0	0	0	1,185,000	0	0	0	17,888	10/15/2027
36164Q-MS-4	GE CAPITAL INTL Corp Note MH 2.342% 11/15/20		01/23/2018	Deutsche Bank		408,242	413,000	413,000	413,000	0	0	0	0	0	413,000	0	(4,758)	(4,758)	1,861	11/15/2020
55600-AJ-5	MAGNETITE CLO LTD MAGNE 2014-9A AIR CLO PRV PLC 3.480% 07/25/29		10/25/2018	Paydown		125,301	125,301	125,301	125,301	0	0	0	0	0	125,301	0	0	0	3,750	07/25/2029
55953J-AA-7	MAGNETITE CLO LTD MAGNE 2015-14A A CLO Prv Plc 3.835% 07/18/28		10/04/2018	Call	100.0000	1,050,000	1,050,000	1,050,000	1,050,000	0	0	0	0	0	1,050,000	0	0	0	33,973	07/18/2028
67575B-AE-9	OCTAGON INVESTME OCT25 2015-1A B CLO Prv Plc 4.669% 10/20/26		02/22/2018	Paydown		1,405,000	1,405,000	1,405,000	1,405,000	0	0	0	0	0	1,405,000	0	0	0	17,842	10/20/2026
81881L-AJ-6	SHAKLETON CLO LTD SHAK 2014-6A A2R CLO Prv Plc 3.609% 07/17/26		07/17/2018	Paydown		1,395,000	1,395,000	1,395,000	1,395,000	0	0	0	0	0	1,395,000	0	0	0	31,431	07/17/2026
87165V-AA-7	SYMPHONY CLO LTD SYMP 2015-16A A CLO Prv Plc 3.856% 07/15/28		08/07/2018	Paydown		725,000	725,000	722,825	723,284	0	1,716	0	1,716	0	725,000	0	0	0	21,760	07/15/2028
92913U-AC-0	VOYA CLO LTD VOYA 2015-3A A2 CLO Prv Plc 4.669% 10/20/27		11/16/2018	Call	100.0000	1,170,000	1,170,000	1,170,000	1,170,000	0	5	0	5	0	1,170,000	0	0	0	53,334	10/20/2027
98420E-AA-3	XLIT LTD Corp Note MH 2.300% 12/15/18		12/15/2018	Maturity		560,000	560,000	559,264	559,659	0	341	0	341	0	560,000	0	0	0	12,880	12/15/2018
8399999	Subtotal - Bonds - Industrial and Miscellaneous (Unaffiliated)					49,667,856	49,615,455	50,014,897	49,825,711	0	8,047	127	7,920	0	49,833,632	0	(165,775)	(165,775)	1,149,635	XXX
8399997	Total - Bonds - Part 4					75,444,789	74,996,884	77,000,976	75,917,308	0	(349,216)	17,464	(366,680)	0	75,550,627	0	(105,838)	(105,838)	1,781,910	XXX
8399998	Total - Bonds - Part 5					889,585	889,585	893,295	0	0	(3,710)	0	(3,710)	0	889,585	0	0	0	11,904	XXX
8399999	Total - Bonds					76,334,374	75,886,469	77,894,271	75,917,308	0	(352,926)	17,464	(370,390)	0	76,440,212	0	(105,838)	(105,838)	1,793,814	XXX
8999997	Total - Preferred Stocks - Part 4					0	XXX	0	0	0	0	0	0	0	0	0	0	0	0	XXX
8999998	Total - Preferred Stocks - Part 5					0	XXX	0	0	0	0	0	0	0	0	0	0	0	0	XXX
8999999	Total - Preferred Stocks					0	XXX	0	0	0	0	0	0	0	0	0	0	0	0	XXX
9799997	Total - Common Stocks - Part 4					0	XXX	0	0	0	0	0	0	0	0	0	0	0	0	XXX
9799998	Total - Common Stocks - Part 5					0	XXX	0	0	0	0	0	0	0	0	0	0	0	0	XXX
9799999	Total - Common Stocks					0	XXX	0	0	0	0	0	0	0	0	0	0	0	0	XXX
9899999	Total - Preferred and Common Stocks					0	XXX	0	0	0	0	0	0	0	0	0	0	0	0	XXX
9999999	Totals					76,334,374	XXX	77,894,271	75,917,308	0	(352,926)	17,464	(370,390)	0	76,440,212	0	(105,838)	(105,838)	1,793,814	XXX



ANNUAL STATEMENT FOR THE YEAR 2018 OF THE AmeriChoice of New Jersey, Inc.

**SCHEDULE D - PART 5**

Showing All Long-Term Bonds and Stocks ACQUIRED During Year and Fully DISPOSED OF During Current Year

1	2	3	4	5	6	7	8	9	10	11	Change in Book/Adjusted Carrying Value				17	18	19	20	21			
											12	13	14	15								
CUSIP Identification	Description	Foreign	Date Acquired	Name of Vendor	Disposal Date	Name of Purchaser	Par Value (Bonds) or Number of Shares (Stock)	Actual Cost	Consideration	Book/ Adjusted Carrying Value at Disposal	Unrealized Valuation Increase/ (Decrease)	Current Year's (Amortization)/ Accretion	Current Year's Other-Than-Temporary Impairment Recognized	Total Change in Book/ Adjusted Carrying Valu (12 + 13 - 14)	16 Total Foreign Exchange Change in Book/ Adjusted Carrying Value	Foreign Exchange Gain (Loss) on Disposal	Realized Gain (Loss) on Disposal	Total Gain (Loss) on Disposal	Interest and Dividends Received During Year	Paid for Accrued Interest and Dividends		
3136NF-04-7	FMA FHR 2017-26 CG RMBS 3.50% 07/25/44		11/27/2018	Merrill Lynch	12/01/2018	Paydown	28,793	28,658	28,793	28,793	0	135	0	135	0	0	0	0	0	84	81	
3136B3-8A-7	FMA FHR 2018-80 GD RMBS 3.50% 12/25/47		09/21/2018	Morgan Stanley	12/01/2018	Paydown	49,867	49,363	49,867	49,867	0	505	0	505	0	0	0	0	0	294	131	
64613A-AC-6	NEW JERSEY ST HS Rev Bond Cont Call 4.50% 10/01/48		06/15/2018	RBC Capital Markets	10/01/2018	Call	100,000	75,032	70,000	70,000	0	(5,032)	0	(5,032)	0	0	0	0	0	823	0	
3199999	Subtotal - Bonds - U.S. Special Revenues							148,660	153,053	148,660	148,660	0	(4,392)	0	(4,392)	0	0	0	0	0	1,201	212
056059-AA-6	BX TRUST BX 2018-IND A GIBS Prv Plc 3.20% 11/15/35		10/22/2018	CitiGroup	12/15/2018	Paydown	1,617	1,517	1,617	1,617	0	0	0	0	0	0	0	0	0	6	0	
12596D-AA-4	COLT Funding LLC COLT 2018-3 A1 RMBS Prv Plc 3.692% 10/26/48		09/07/2018	Nomura Securities	12/01/2018	Paydown	97,030	97,030	97,030	97,030	0	0	0	0	0	0	0	0	0	640	109	
24380P-AA-2	DEEPHAVEN RESIDENTIAL DRMT 2018-1A A1 RMBS Prv Plc 2.976% 12/25/57		01/26/2018	Credit Suisse	12/01/2018	Paydown	593,829	593,823	593,829	593,829	0	5	0	5	0	0	0	0	0	9,906	1,473	
36256B-AC-4	GS MORTGAGE BACKED SEC TR GNMBS 2018-RPL1 A1A RMBS Prv P 3.750% 10/25/57		11/20/2018	Goldman Sachs	12/01/2018	Paydown	48,449	47,772	48,449	48,449	0	677	0	677	0	0	0	0	0	151	131	
3899999	Subtotal - Bonds - Industrial and Miscellaneous (Unaffiliated)							740,925	740,242	740,925	740,925	0	682	0	682	0	0	0	0	0	10,703	1,713
8399998	Total - Bonds							869,585	893,295	869,585	869,585	0	(3,710)	0	(3,710)	0	0	0	0	0	11,904	1,925
8999998	Total - Preferred Stocks							0	0	0	0	0	0	0	0	0	0	0	0	0	0	0
9799998	Total - Common Stocks							0	0	0	0	0	0	0	0	0	0	0	0	0	0	0
9899999	Total - Preferred and Common Stocks							0	0	0	0	0	0	0	0	0	0	0	0	0	0	0
9999999	Totals							869,585	893,295	869,585	869,585	0	(3,710)	0	(3,710)	0	0	0	0	0	11,904	1,925

Schedule D-Part 6-Section 1-Valuation of Shares of Subsidiary, Controlled or Affiliated Companies

**NONE**

Schedule D - Part 6 - Section 2

**NONE**

ANNUAL STATEMENT FOR THE YEAR 2018 OF THE AmeriChoice of New Jersey, Inc.

**SCHEDULE DA - PART 1**

Showing All SHORT-TERM INVESTMENTS Owned December 31 of Current Year

1	Codes		4	5	6	7	Change in Book/Adjusted Carrying Value				12	13	Interest					20	
	2	3					8	9	10	11			14	15	16	17	18		19
Description	Code	For- eign	Date Acquired	Name of Vendor	Maturity Date	Book/ Adjusted Carrying Value	Unrealized Valuation Increase/ (Decrease)	Current Year's (Amor- tization)/ Accretion	Current Year's Other- Than- Temporary Impairment Recognized	Total Foreign Exchange Change in Book/ Adjusted Carrying Value	Par Value	Actual Cost	Amount Due and Accrued Dec. 31 of Current Year on Bond Not in Default	Non- Admitted Due and Accrued	Rate of	Effective Rate of	When Paid	Amount Received During Year	Paid for Accrued Interest
0599999 Total - U.S. Government Bonds						0	0	0	0	0	0	0	0	0	XXX	XXX	XXX	0	0
1099999 Total - All Other Government Bonds						0	0	0	0	0	0	0	0	0	XXX	XXX	XXX	0	0
1799999 Total - U.S. States, Territories and Possessions Bonds						0	0	0	0	0	0	0	0	0	XXX	XXX	XXX	0	0
2499999 Total - U.S. Political Subdivisions Bonds						0	0	0	0	0	0	0	0	0	XXX	XXX	XXX	0	0
3199999 Total - U.S. Special Revenues Bonds						0	0	0	0	0	0	0	0	0	XXX	XXX	XXX	0	0
NUTRIEN LTD Corp Note W			04/11/2018	Tax Free Exchange	01/15/2019	246,366	0	(6,925)	0	0	246,000	253,291	7,657	0	6.750	2.780	JJ	8,303	3,967
UHC Liquidity Pool Pro Rata Share Portion			12/31/2018	Various	12/31/2019	112,518,946	0	0	0	0	0	112,518,946	0	0	0.000	0.000		213,301	0
3299999 Subtotal - Bonds - Industrial and Miscellaneous (Unaffiliated) - Issuer Obligations						112,765,312	0	(6,925)	0	0	246,000	112,772,237	7,657	0	XXX	XXX	XXX	221,604	3,967
3899999 Total - Industrial and Miscellaneous (Unaffiliated) Bonds						112,765,312	0	(6,925)	0	0	246,000	112,772,237	7,657	0	XXX	XXX	XXX	221,604	3,967
4899999 Total - Hybrid Securities						0	0	0	0	0	0	0	0	0	XXX	XXX	XXX	0	0
5599999 Total - Parent, Subsidiaries and Affiliates Bonds						0	0	0	0	0	0	0	0	0	XXX	XXX	XXX	0	0
6099999 Subtotal - SVO Identified Funds						0	0	0	0	0	0	0	0	0	XXX	XXX	XXX	0	0
6599999 Subtotal - Bank Loans						0	0	0	0	0	0	0	0	0	XXX	XXX	XXX	0	0
7799999 Total - Issuer Obligations						112,765,312	0	(6,925)	0	0	246,000	112,772,237	7,657	0	XXX	XXX	XXX	221,604	3,967
7899999 Total - Residential Mortgage-Backed Securities						0	0	0	0	0	0	0	0	0	XXX	XXX	XXX	0	0
7999999 Total - Commercial Mortgage-Backed Securities						0	0	0	0	0	0	0	0	0	XXX	XXX	XXX	0	0
8099999 Total - Other Loan-Backed and Structured Securities						0	0	0	0	0	0	0	0	0	XXX	XXX	XXX	0	0
8199999 Total - SVO Identified Funds						0	0	0	0	0	0	0	0	0	XXX	XXX	XXX	0	0
8299999 Total - Bank Loans						0	0	0	0	0	0	0	0	0	XXX	XXX	XXX	0	0
8399999 Total Bonds						112,765,312	0	(6,925)	0	0	246,000	112,772,237	7,657	0	XXX	XXX	XXX	221,604	3,967
8699999 Total - Parent, Subsidiaries and Affiliates						0	0	0	0	0	XXX	0	0	0	XXX	XXX	XXX	0	0
9199999 - Totals						112,765,312	0	(6,925)	0	0	XXX	112,772,237	7,657	0	XXX	XXX	XXX	221,604	3,967

Schedule DB - Part A - Section 1 - Options, Caps, Floors, Collars, Swaps and Forwards Open

**NONE**

Schedule DB - Part A - Section 2 - Options, Caps, Floors, Collars, Swaps and Forwards Terminated

**NONE**

Schedule DB - Part B - Section 1 - Futures Contracts Open

**NONE**

Schedule DB - Part B - Section 1B - Brokers with whom cash deposits have been made

**NONE**

Schedule DB - Part B - Section 2 - Futures Contracts Terminated

**NONE**

Schedule DB - Part D - Section 1 - Counterparty Exposure for Derivative Instruments Open

**NONE**

Schedule DB - Part D-Section 2 - Collateral for Derivative Instruments Open - Pledged By

**NONE**

Schedule DB - Part D-Section 2 - Collateral for Derivative Instruments Open - Pledged To

**NONE**

Schedule DL - Part 1 - Reinvested Collateral Assets Owned

**NONE**

Schedule DL - Part 2 - Reinvested Collateral Assets Owned

**NONE**



ANNUAL STATEMENT FOR THE YEAR 2018 OF THE AmeriChoice of New Jersey, Inc.

**SCHEDULE E - PART 2 - CASH EQUIVALENTS**

Show Investments Owned December 31 of Current Year

1 CUSIP	2 Description	3 Code	4 Date Acquired	5 Rate of Interest	6 Maturity Date	7 Book/Adjusted Carrying Value	8 Amount of Interest Due and Accrued	9 Amount Received During Year
0599999	Total - U.S. Government Bonds					0	0	0
1099999	Total - All Other Government Bonds					0	0	0
1799999	Total - U.S. States, Territories and Possessions Bonds					0	0	0
2499999	Total - U.S. Political Subdivisions Bonds					0	0	0
3199999	Total - U.S. Special Revenues Bonds					0	0	0
3899999	Total - Industrial and Miscellaneous (Unaffiliated) Bonds					0	0	0
4899999	Total - Hybrid Securities					0	0	0
5599999	Total - Parent, Subsidiaries and Affiliates Bonds					0	0	0
6099999	Subtotal - SVO Identified Funds					0	0	0
6599999	Subtotal - Bank Loans					0	0	0
7799999	Total - Issuer Obligations					0	0	0
7899999	Total - Residential Mortgage-Backed Securities					0	0	0
7999999	Total - Commercial Mortgage-Backed Securities					0	0	0
8099999	Total - Other Loan-Backed and Structured Securities					0	0	0
8199999	Total - SVO Identified Funds					0	0	0
8299999	Total - Bank Loans					0	0	0
8399999	Total Bonds					0	0	0
711990-33-3	TD Bank Deposit Sweep	30	12/03/2018	0.000		193,853	0	1,048
711990-33-3	TD Bank Deposit Sweep		12/03/2018	0.000		198,026	0	854
8599999	Subtotal - Exempt Money Market Mutual Funds - as Identified by the SVO					351,879	0	1,902
481200-67-0	JP Morgan US Govt MMKT OP		12/03/2018	0.000		19,542	0	331
666278-70-1	Northern Inst Govt Select Port		12/28/2018	0.000		8,615,156	0	28,510
8699999	Subtotal - All Other Money Market Mutual Funds					8,634,698	0	28,841
8899999	Total Cash Equivalents					8,986,577	0	30,743

**SCHEDULE E - PART 3 - SPECIAL DEPOSITS**

States, Etc.	1 Type of Deposit	2 Purpose of Deposit	Deposits For the Benefit of All Policyholders		All Other Special Deposits	
			3 Book/Adjusted Carrying Value	4 Fair Value	5 Book/Adjusted Carrying Value	6 Fair Value
1. Alabama	AL		.0	.0	.0	.0
2. Alaska	AK		.0	.0	.0	.0
3. Arizona	AZ		.0	.0	.0	.0
4. Arkansas	AR		.0	.0	.0	.0
5. California	CA		.0	.0	.0	.0
6. Colorado	CO		.0	.0	.0	.0
7. Connecticut	CT		.0	.0	.0	.0
8. Delaware	DE		.0	.0	.0	.0
9. District of Columbia	DC		.0	.0	.0	.0
10. Florida	FL		.0	.0	.0	.0
11. Georgia	GA		.0	.0	.0	.0
12. Hawaii	HI		.0	.0	.0	.0
13. Idaho	ID		.0	.0	.0	.0
14. Illinois	IL		.0	.0	.0	.0
15. Indiana	IN		.0	.0	.0	.0
16. Iowa	IA		.0	.0	.0	.0
17. Kansas	KS		.0	.0	.0	.0
18. Kentucky	KY		.0	.0	.0	.0
19. Louisiana	LA		.0	.0	.0	.0
20. Maine	ME		.0	.0	.0	.0
21. Maryland	MD		.0	.0	.0	.0
22. Massachusetts	MA		.0	.0	.0	.0
23. Michigan	MI		.0	.0	.0	.0
24. Minnesota	MN		.0	.0	.0	.0
25. Mississippi	MS		.0	.0	.0	.0
26. Missouri	MO		.0	.0	.0	.0
27. Montana	MT		.0	.0	.0	.0
28. Nebraska	NE		.0	.0	.0	.0
29. Nevada	NV		.0	.0	.0	.0
30. New Hampshire	NH		.0	.0	.0	.0
31. New Jersey	NJ	.0 New Jersey Insolvency and Administrative Department	340,803,515	338,400,160	.0	.0
32. New Mexico	NM		.0	.0	.0	.0
33. New York	NY		.0	.0	.0	.0
34. North Carolina	NC		.0	.0	.0	.0
35. North Dakota	ND		.0	.0	.0	.0
36. Ohio	OH		.0	.0	.0	.0
37. Oklahoma	OK		.0	.0	.0	.0
38. Oregon	OR		.0	.0	.0	.0
39. Pennsylvania	PA		.0	.0	.0	.0
40. Rhode Island	RI		.0	.0	.0	.0
41. South Carolina	SC		.0	.0	.0	.0
42. South Dakota	SD		.0	.0	.0	.0
43. Tennessee	TN		.0	.0	.0	.0
44. Texas	TX		.0	.0	.0	.0
45. Utah	UT		.0	.0	.0	.0
46. Vermont	VT		.0	.0	.0	.0
47. Virginia	VA		.0	.0	.0	.0
48. Washington	WA		.0	.0	.0	.0
49. West Virginia	WV		.0	.0	.0	.0
50. Wisconsin	WI		.0	.0	.0	.0
51. Wyoming	WY		.0	.0	.0	.0
52. American Samoa	AS		.0	.0	.0	.0
53. Guam	GU		.0	.0	.0	.0
54. Puerto Rico	PR		.0	.0	.0	.0
55. U.S. Virgin Islands	VI		.0	.0	.0	.0
56. Northern Mariana Islands	MP		.0	.0	.0	.0
57. Canada	CAN		.0	.0	.0	.0
58. Aggregate Alien and Other	OT	XXX	0	0	0	0
59. Subtotal	XXX	XXX	340,803,515	338,400,160	0	0
DETAILS OF WRITE-INS						
5801.						
5802.						
5803.						
5898. Summary of remaining write-ins for Line 58 from overflow page	XXX	XXX	0	0	0	0
5899. Totals (Lines 5801 thru 5803 plus 5898)(Line 58 above)	XXX	XXX	0	0	0	0

**ALPHABETICAL INDEX**

**ANNUAL STATEMENT BLANK**

Analysis of Operations By Lines of Business .....	7
Assets .....	2
Cash Flow .....	6
Exhibit 1 - Enrollment By Product Type for Health Business Only .....	17
Exhibit 2 - Accident and Health Premiums Due and Unpaid .....	18
Exhibit 3 - Health Care Receivables .....	19
Exhibit 3A - Analysis of Health Care Receivables Collected and Accrued .....	20
Exhibit 4 - Claims Unpaid and Incentive Pool, Withhold and Bonus .....	21
Exhibit 5 - Amounts Due From Parent, Subsidiaries and Affiliates .....	22
Exhibit 6 - Amounts Due To Parent, Subsidiaries and Affiliates .....	23
Exhibit 7 - Part 1 - Summary of Transactions With Providers .....	24
Exhibit 7 - Part 2 - Summary of Transactions With Intermediaries .....	24
Exhibit 8 - Furniture, Equipment and Supplies Owned .....	25
Exhibit of Capital Gains (Losses) .....	15
Exhibit of Net Investment Income .....	15
Exhibit of Nonadmitted Assets .....	16
Exhibit of Premiums, Enrollment and Utilization (State Page) .....	30
Five-Year Historical Data .....	29
General Interrogatories .....	27
Jurat Page .....	1
Liabilities, Capital and Surplus .....	3
Notes To Financial Statements .....	26
Overflow Page For Write-ins .....	44
Schedule A - Part 1 .....	E01
Schedule A - Part 2 .....	E02
Schedule A - Part 3 .....	E03
Schedule A - Verification Between Years .....	SI02
Schedule B - Part 1 .....	E04
Schedule B - Part 2 .....	E05
Schedule B - Part 3 .....	E06
Schedule B - Verification Between Years .....	SI02
Schedule BA - Part 1 .....	E07
Schedule BA - Part 2 .....	E08
Schedule BA - Part 3 .....	E09
Schedule BA - Verification Between Years .....	SI03
Schedule D - Part 1 .....	E10
Schedule D - Part 1A - Section 1 .....	SI05
Schedule D - Part 1A - Section 2 .....	SI08
Schedule D - Part 2 - Section 1 .....	E11
Schedule D - Part 2 - Section 2 .....	E12
Schedule D - Part 3 .....	E13
Schedule D - Part 4 .....	E14
Schedule D - Part 5 .....	E15
Schedule D - Part 6 - Section 1 .....	E16
Schedule D - Part 6 - Section 2 .....	E16
Schedule D - Summary By Country .....	SI04
Schedule D - Verification Between Years .....	SI03
Schedule DA - Part 1 .....	E17
Schedule DA - Verification Between Years .....	SI10
Schedule DB - Part A - Section 1 .....	E18
Schedule DB - Part A - Section 2 .....	E19
Schedule DB - Part A - Verification Between Years .....	SI11
Schedule DB - Part B - Section 1 .....	E20
Schedule DB - Part B - Section 2 .....	E21
Schedule DB - Part B - Verification Between Years .....	SI11
Schedule DB - Part C - Section 1 .....	SI12
Schedule DB - Part C - Section 2 .....	SI13
Schedule DB - Part D - Section 1 .....	E22
Schedule DB - Part D - Section 2 .....	E23
Schedule DB - Verification .....	SI14
Schedule DL - Part 1 .....	E24
Schedule DL - Part 2 .....	E25
Schedule E - Part 1 - Cash .....	E26
Schedule E - Part 2 - Cash Equivalents .....	E27
Schedule E - Part 2 - Verification Between Years .....	SI15
Schedule E - Part 3 - Special Deposits .....	E28



**ANNUAL STATEMENT BLANK (Continued)**

Schedule S - Part 1 - Section 2 .....	31
Schedule S - Part 2 .....	32
Schedule S - Part 3 - Section 2 .....	33
Schedule S - Part 4 .....	34
Schedule S - Part 5 .....	35
Schedule S - Part 6.....	36
Schedule S - Part 7.....	37
Schedule T - Part 2 - Interstate Compact .....	39
Schedule T - Premiums and Other Considerations .....	38
Schedule Y - Information Concerning Activities of Insurer Members of a Holding Company Group .....	40
Schedule Y - Part 1A - Detail of Insurance Holding Company System .....	41
Schedule Y - Part 2 - Summary of Insurer's Transactions With Any Affiliates .....	42
Statement of Revenue and Expenses .....	4
Summary Investment Schedule .....	SI01
Supplemental Exhibits and Schedules Interrogatories .....	43
Underwriting and Investment Exhibit - Part 1 .....	8
Underwriting and Investment Exhibit - Part 2 .....	9
Underwriting and Investment Exhibit - Part 2A .....	10
Underwriting and Investment Exhibit - Part 2B .....	11
Underwriting and Investment Exhibit - Part 2C .....	12
Underwriting and Investment Exhibit - Part 2D .....	13
Underwriting and Investment Exhibit - Part 3 .....	14



# HEALTH ANNUAL STATEMENT

FOR THE YEAR ENDED DECEMBER 31, 2018  
OF THE CONDITION AND AFFAIRS OF THE

## AmeriChoice of New Jersey, Inc.

NAIC Group Code 0707 0707 NAIC Company Code 95497 Employer's ID Number 22-3368602  
(Current) (Prior)

Organized under the Laws of New Jersey, State of Domicile or Port of Entry NJ

Country of Domicile United States of America

Licensed as business type: Health Maintenance Organization

Is HMO Federally Qualified? Yes [ ] No [ X ]

Incorporated/Organized 10/17/1994 Commenced Business 02/01/1996

Statutory Home Office 170 Wood Avenue South 3rd Floor Iselin, NJ, US 08830  
(Street and Number) (City or Town, State, Country and Zip Code)

Main Administrative Office 170 Wood Avenue South 3rd Floor  
(Street and Number) Iselin, NJ, US 08830 732-623-1258  
(City or Town, State, Country and Zip Code) (Area Code) (Telephone Number)

Mail Address 170 Wood Avenue South 3rd Floor Iselin, NJ, US 08830  
(Street and Number or P.O. Box) (City or Town, State, Country and Zip Code)

Primary Location of Books and Records 185 Asylum Street  
(Street and Number) Hartford, CT, US 06103 203-447-4662  
(City or Town, State, Country and Zip Code) (Area Code) (Telephone Number)

Internet Website Address www.AmeriChoice.com

Statutory Statement Contact Bryan D. Tafel 203-447-4662  
(Name) (Area Code) (Telephone Number)  
bryan\_tafel@uhc.com 203-447-4451  
(E-mail Address) (FAX Number)

**OFFICERS**

President Jocelyn Chisholm Carter Treasurer Peter Marshall Gill #  
Secretary Christina Regina Palme-Krizak Chief Financial Officer Richard Michael Hersch

**OTHER**

Nyle Brent Cottingham, Vice President Heather Anastasia Lang, Assistant Secretary

**DIRECTORS OR TRUSTEES**

Jocelyn Chisholm Carter Pasquale Hugo Celli # Phillip Robert Franz  
Paul Owen Marden Timothy Mark Spilker

State of \_\_\_\_\_ County of \_\_\_\_\_ State of \_\_\_\_\_ County of \_\_\_\_\_ State of \_\_\_\_\_ County of \_\_\_\_\_

The officers of this reporting entity being duly sworn, each depose and say that they are the described officers of said reporting entity, and that on the reporting period stated above, all of the herein described assets were the absolute property of the said reporting entity, free and clear from any liens or claims thereon, except as herein stated, and that this statement, together with related exhibits, schedules and explanations therein contained, annexed or referred to, is a full and true statement of all the assets and liabilities and of the condition and affairs of the said reporting entity as of the reporting period stated above, and of its income and deductions therefrom for the period ended, and have been completed in accordance with the NAIC Annual Statement Instructions and Accounting Practices and Procedures manual except to the extent that (1) state law may differ; or, (2) that state rules or regulations require differences in reporting not related to accounting practices and procedures, according to the best of their information, knowledge and belief, respectively. Furthermore, the scope of this attestation by the described officers also includes the related corresponding electronic filing with the NAIC, when required, that is an exact copy (except for formatting differences due to electronic filing) of the enclosed statement. The electronic filing may be requested by various regulators in lieu of or in addition to the enclosed statement.

Jocelyn Chisholm Carter Christina Regina Palme-Krizak Richard Michael Hersch  
President Secretary Chief Financial Officer

Subscribed and sworn to before me this \_\_\_\_\_ day of \_\_\_\_\_ Subscribed and sworn to before me this \_\_\_\_\_ day of \_\_\_\_\_ Subscribed and sworn to before me this \_\_\_\_\_ day of \_\_\_\_\_

- a. Is this an original filing?..... Yes [ X ] No [ ]
- b. If no,
  - 1. State the amendment number.....
  - 2. Date filed.....
  - 3. Number of pages attached.....





ANNUAL STATEMENT FOR THE YEAR 2018 OF THE AmeriChoice of New Jersey, Inc.

**EXHIBIT 3A - ANALYSIS OF HEALTH CARE RECEIVABLES COLLECTED AND ACCRUED**

Type of Health Care Receivable	Health Care Receivables Collected During the Year		Health Care Receivables Accrued as of December 31 of Current Year		5	6
	1 On Amounts Accrued Prior to January 1 of Current Year	2 On Amounts Accrued During the Year	3 On Amounts Accrued December 31 of Prior Year	4 On Amounts Accrued During the Year	Health Care Receivables in Prior Years (Columns 1 + 3)	Estimated Health Care Receivables Accrued as of December 31 of Prior Year
1. Pharmaceutical rebate receivables .....	11,825,375	12,406,491	987,462	9,105,510	12,812,837	12,650,051
2. Claim overpayment receivables .....	2,667,963	65,372,555	10,242,731	14,133,340	12,910,694	9,354,845
3. Loans and advances to providers .....	0	0	200,000	0	200,000	200,000
4. Capitation arrangement receivables .....	0	0	0	0	0	0
5. Risk sharing receivables .....	0	0	0	0	0	0
6. Other health care receivables .....	0	0	0	0	0	0
7. Totals (Lines 1 through 6)	14,493,338	77,779,046	11,430,193	23,238,850	25,923,531	22,204,896

Note that the accrued amounts in Columns 3, 4, and 6 are the total health care receivables, not just the admitted portion.

ANNUAL STATEMENT FOR THE YEAR 2018 OF THE AmeriChoice of New Jersey, Inc.

**EXHIBIT 4 - CLAIMS UNPAID AND INCENTIVE POOL, WITHHOLD AND BONUS (Reported and Unreported)**

Aging Analysis of Unpaid Claims

1 Account	2 1 - 30 Days	3 31 - 60 Days	4 61 - 90 Days	5 91 - 120 Days	6 Over 120 Days	7 Total
Claims Unpaid (Reported)						
0199999. Individually listed claims unpaid	0	0	0	0	0	0
0299999. Aggregate accounts not individually listed- uncovered	0	0	0	0	0	0
0399999. Aggregate accounts not individually listed-covered	61,012,449	3,987,031	1,351,795	707,502	6,230,344	73,289,121
0499999. Subtotals	61,012,449	3,987,031	1,351,795	707,502	6,230,344	73,289,121
0599999. Unreported claims and other claim reserves						154,245,273
0699999. Total amounts withheld						0
0799999. Total claims unpaid						227,534,394
0899999. Accrued medical incentive pool and bonus amounts						3,506,316

ANNUAL STATEMENT FOR THE YEAR 2018 OF THE AmeriChoice of New Jersey, Inc.

**EXHIBIT 5 - AMOUNTS DUE FROM PARENT, SUBSIDIARIES AND AFFILIATES**

1 Name of Affiliate	2 1 - 30 Days	3 31 - 60 Days	4 61 - 90 Days	5 Over 90 Days	6 Nonadmitted	Admitted	
						7 Current	8 Non-Current
United HealthCare Services, Inc. ....	1,321,158	0	0	0	0	1,321,158	0
0199999. Individually listed receivables	1,321,158	0	0	0	0	1,321,158	0
0299999. Receivables not individually listed	0	0	0	0	0	0	0
0399999 Total gross amounts receivable	1,321,158	0	0	0	0	1,321,158	0

ANNUAL STATEMENT FOR THE YEAR 2018 OF THE AmeriChoice of New Jersey, Inc.

**EXHIBIT 6 - AMOUNTS DUE TO PARENT, SUBSIDIARIES AND AFFILIATES**

1 Affiliate	2 Description	3 Amount	4 Current	5 Non-Current
United HealthCare Services, Inc.	Intercompany Payables	13,386,234	13,386,234	0
0199999 Individually listed payables		13,386,234	13,386,234	0
0299999 Payables not individually listed		0	0	0
0399999 Total gross payables		13,386,234	13,386,234	0



ANNUAL STATEMENT FOR THE YEAR 2018 OF THE AmeriChoice of New Jersey, Inc.

**EXHIBIT 7 PART 1- SUMMARY OF TRANSACTIONS WITH PROVIDERS**

Payment Method	1 Direct Medical Expense Payment	2 Column 1 as a % of Total Payments	3 Total Members Covered	4 Column 3 as a % of Total Members	5 Column 1 Expenses Paid to Affiliated Providers	6 Column 1 Expenses Paid to Non-Affiliated Providers
<b>Capitation Payments:</b>						
1. Medical groups	14,823,972	0.6	469,999	100.0	0	14,823,972
2. Intermediaries	13,716,138	0.6	469,999	100.0	13,716,138	0
3. All other providers	0	0.0	0	0.0	0	0
4. Total capitation payments	28,540,110	1.2	469,999	100.0	13,716,138	14,823,972
<b>Other Payments:</b>						
5. Fee-for-service	514,890,352	21.5	XXX	XXX	0	514,890,352
6. Contractual fee payments	1,830,716,137	76.5	XXX	XXX	0	1,830,716,137
7. Bonus/withhold arrangements - fee-for-service	0	0.0	XXX	XXX	0	0
8. Bonus/withhold arrangements - contractual fee payments	3,012,708	0.1	XXX	XXX	0	3,012,708
9. Non-contingent salaries	0	0.0	XXX	XXX	0	0
10. Aggregate cost arrangements	0	0.0	XXX	XXX	0	0
11. All other payments	15,504,000	0.6	XXX	XXX	0	15,504,000
12. Total other payments	2,364,123,197	98.8	XXX	XXX	0	2,364,123,197
13. TOTAL (Line 4 plus Line 12)	2,392,663,307	100%	XXX	XXX	13,716,138	2,378,947,169

**EXHIBIT 7 - PART 2 - SUMMARY OF TRANSACTIONS WITH INTERMEDIARIES**

1 NAIC Code	2 Name of Intermediary	3 Capitation Paid	4 Average Monthly Capitation	5 Intermediary's Total Adjusted Capital	6 Intermediary's Authorized Control Level RBC
	March Vision, Inc.	13,716,138	1,143,012	0	0
9999999 Totals		13,716,138	XXX	XXX	XXX

**EXHIBIT 8 - FURNITURE, EQUIPMENT AND SUPPLIES OWNED**

Description	1 Cost	2 Improvements	3 Accumulated Depreciation	4 Book Value Less Encumbrances	5 Assets Not Admitted	6 Net Admitted Assets
1. Administrative furniture and equipment .....	<b>NONE</b>					
2. Medical furniture, equipment and fixtures .....						
3. Pharmaceuticals and surgical supplies .....						
4. Durable medical equipment .....						
5. Other property and equipment						
6. Total						



ANNUAL STATEMENT FOR THE YEAR 2018 OF THE AmeriChoice of New Jersey, Inc.  
**EXHIBIT OF PREMIUMS, ENROLLMENT AND UTILIZATION (a)**

REPORT FOR: 1. CORPORATION

AmeriChoice of New Jersey, Inc.

2. Iselin, NJ

NAIC Group Code	0707	BUSINESS IN THE STATE OF		DURING THE YEAR							(LOCATION)	
		New Jersey		2018							NAIC Company Code	
		1	Comprehensive (Hospital & Medical)		4	5	6	7	8	9	10	
	Total	2	3	Medicare Supplement	Vision Only	Dental Only	Federal Employees Health Benefit Plan	Title XVIII Medicare	Title XIX Medicaid	Other		
<b>Total Members at end of:</b>												
1. Prior Year	482,719	16,949	0	0	0	0	0	0	465,770	0		
2. First Quarter	485,215	17,259	0	0	0	0	0	0	467,956	0		
3. Second Quarter	491,289	17,866	0	0	0	0	0	0	473,423	0		
4. Third Quarter	484,257	17,776	0	0	0	0	0	0	466,481	0		
5. Current Year	469,999	17,664	0	0	0	0	0	0	452,335	0		
6. Current Year Member Months	5,811,442	211,582	0	0	0	0	0	0	5,599,860	0		
<b>Total Member Ambulatory Encounters for Year:</b>												
7. Physician	3,696,186	104,110	0	0	0	0	0	0	3,592,076	0		
8. Non-Physician	2,597,823	38,127	0	0	0	0	0	0	2,559,696	0		
9. Total	6,294,009	142,237	0	0	0	0	0	0	6,151,772	0		
10. Hospital Patient Days Incurred	1,740,119	1,144	0	0	0	0	0	52,832	1,686,143	0		
11. Number of Inpatient Admissions	96,671	223	0	0	0	0	0	6,776	89,672	0		
12. Health Premiums Written (b)	2,718,447,428	40,119,237	0	0	0	0	0	0	2,678,328,191	0		
13. Life Premiums Direct	0	0	0	0	0	0	0	0	0	0		
14. Property/Casualty Premiums Written	0	0	0	0	0	0	0	0	0	0		
15. Health Premiums Earned	2,714,463,416	40,119,237	0	0	0	0	0	(4,103)	2,674,348,282	0		
16. Property/Casualty Premiums Earned	0	0	0	0	0	0	0	0	0	0		
17. Amount Paid for Provision of Health Care Services	2,392,663,307	40,694,255	0	0	0	0	0	(14,992)	2,351,984,044	0		
18. Amount Incurred for Provision of Health Care Services	2,389,951,877	40,031,312	0	0	0	0	0	(14,988)	2,349,935,553	0		

(a) For health business: number of persons insured under PPO managed care products .....0 and number of persons insured under indemnity only products .....0 .  
 (b) For health premiums written: amount of Medicare Title XVIII exempt from state taxes or fees \$ .....0

30 NJ



ANNUAL STATEMENT FOR THE YEAR 2018 OF THE AmeriChoice of New Jersey, Inc.

**EXHIBIT OF PREMIUMS, ENROLLMENT AND UTILIZATION (a)**

REPORT FOR: 1. CORPORATION

AmeriChoice of New Jersey, Inc.

2. Iselin, NJ

NAIC Group Code	0707	BUSINESS IN THE STATE OF	Grand Total		DURING THE YEAR					(LOCATION)	
			1 Total	2 Comprehensive (Hospital & Medical)		4 Medicare Supplement	5 Vision Only	6 Dental Only	7 Federal Employees Health Benefit Plan	8 Title XVIII Medicare	9 Title XIX Medicaid
			Individual	3 Group							95497
<b>Total Members at end of:</b>											
1. Prior Year	482,719	16,949	0	0	0	0	0	0	0	465,770	0
2. First Quarter	485,215	17,259	0	0	0	0	0	0	0	467,956	0
3. Second Quarter	491,289	17,866	0	0	0	0	0	0	0	473,423	0
4. Third Quarter	484,257	17,776	0	0	0	0	0	0	0	466,481	0
5. Current Year	469,999	17,664	0	0	0	0	0	0	0	452,335	0
6. Current Year Member Months	5,811,442	211,582	0	0	0	0	0	0	0	5,599,860	0
<b>Total Member Ambulatory Encounters for Year:</b>											
7. Physician	3,696,186	104,110	0	0	0	0	0	0	0	3,592,076	0
8. Non-Physician	2,597,823	38,127	0	0	0	0	0	0	0	2,559,696	0
9. Total	6,294,009	142,237	0	0	0	0	0	0	0	6,151,772	0
10. Hospital Patient Days Incurred	1,740,119	1,144	0	0	0	0	0	52,832	1,686,143	0	0
11. Number of Inpatient Admissions	96,671	223	0	0	0	0	0	6,776	89,672	0	0
12. Health Premiums Written (b)	2,718,447,428	40,119,237	0	0	0	0	0	0	2,678,328,191	0	0
13. Life Premiums Direct	0	0	0	0	0	0	0	0	0	0	0
14. Property/Casualty Premiums Written	0	0	0	0	0	0	0	0	0	0	0
15. Health Premiums Earned	2,714,463,416	40,119,237	0	0	0	0	0	(4,103)	2,674,348,282	0	0
16. Property/Casualty Premiums Earned	0	0	0	0	0	0	0	0	0	0	0
17. Amount Paid for Provision of Health Care Services	2,392,663,307	40,694,255	0	0	0	0	0	(14,992)	2,351,984,044	0	0
18. Amount Incurred for Provision of Health Care Services	2,389,951,877	40,031,312	0	0	0	0	0	(14,988)	2,349,935,553	0	0

(a) For health business: number of persons insured under PPO managed care products .....0 and number of persons insured under indemnity only products .....0 .

(b) For health premiums written: amount of Medicare Title XVIII exempt from state taxes or fees \$ .....0

Schedule S - Part 1 - Section 2

**NONE**

Schedule S - Part 2

**NONE**

Schedule S - Part 3 - Section 2

**NONE**

Schedule S - Part 4

**NONE**

Schedule S - Part 4 - Bank Footnote

**NONE**

Schedule S - Part 5

**NONE**

Schedule S - Part 5 - Bank Footnote

**NONE**

Schedule S - Part 6

**NONE**

Schedule S - Part 7

**NONE**

**SCHEDULE T - PART 2  
INTERSTATE COMPACT - EXHIBIT OF PREMIUMS WRITTEN**

Allocated by States and Territories

States, Etc.	Direct Business Only					
	1 Life (Group and Individual)	2 Annuities (Group and Individual)	3 Disability Income (Group and Individual)	4 Long-Term Care (Group and Individual)	5 Deposit-Type Contracts	6 Totals
1. Alabama	AL					
2. Alaska	AK					
3. Arizona	AZ					
4. Arkansas	AR					
5. California	CA					
6. Colorado	CO					
7. Connecticut	CT					
8. Delaware	DE					
9. District of Columbia	DC					
10. Florida	FL					
11. Georgia	GA					
12. Hawaii	HI					
13. Idaho	ID					
14. Illinois	IL					
15. Indiana	IN					
16. Iowa	IA					
17. Kansas	KS					
18. Kentucky	KY					
19. Louisiana	LA					
20. Maine	ME					
21. Maryland	MD					
22. Massachusetts	MA					
23. Michigan	MI					
24. Minnesota	MN					
25. Mississippi	MS					
26. Missouri	MO					
27. Montana	MT					
28. Nebraska	NE					
29. Nevada	NV					
30. New Hampshire	NH					
31. New Jersey	NJ					
32. New Mexico	NM					
33. New York	NY					
34. North Carolina	NC					
35. North Dakota	ND					
36. Ohio	OH					
37. Oklahoma	OK					
38. Oregon	OR					
39. Pennsylvania	PA					
40. Rhode Island	RI					
41. South Carolina	SC					
42. South Dakota	SD					
43. Tennessee	TN					
44. Texas	TX					
45. Utah	UT					
46. Vermont	VT					
47. Virginia	VA					
48. Washington	WA					
49. West Virginia	WV					
50. Wisconsin	WI					
51. Wyoming	WY					
52. American Samoa	AS					
53. Guam	GU					
54. Puerto Rico	PR					
55. U.S. Virgin Islands	VI					
56. Northern Mariana Islands	MP					
57. Canada	CAN					
58. Aggregate Other Alien	OT					
59. Total						

**NONE**

ANNUAL STATEMENT FOR THE YEAR 2018 OF THE AmeriChoice of New Jersey, Inc.

**SCHEDULE Y**

**PART 1A - DETAIL OF INSURANCE HOLDING COMPANY SYSTEM**

1	2	3	4	5	6	7	8	9	10	11	12	13	14	15	16
Group Code	Group Name	NAIC Company Code	ID Number	Federal RSSD	CIK	Name of Securities Exchange if Publicly Traded (U.S. or International)	Names of Parent, Subsidiaries Or Affiliates	Domi-ciliary Location	Relation-ship to Reporting Entity	Directly Controlled by (Name of Entity/Person)	Type of Control (Ownership, Board, Management, Attorney-in-Fact, Influence, Other)	If Control is Ownership Provide Percentage	Ultimate Controlling Entity(ies)/Person(s)	Is an SCA Filing Required? (Y/N)	*
		00000	98-1308130				1070715 B.C. Unlimited Liability Company	CA	..	OptumRx Group Holdings, Inc.	Ownership	100.000	UnitedHealth Group Incorporated		
		00000	27-2624551				310 Canyon Medical, LLC	CA	..	Monarch Management Services, Inc.	Ownership	100.000	UnitedHealth Group Incorporated		
		00000	35-2607738				9995 Minnetonka, LLC	DE	..	UnitedHealthcare Insurance Company	Ownership	100.000	UnitedHealth Group Incorporated		
		00000	98-1401978				ABC India Private Limited	IN	..	ABC International Holdings, LLC	Ownership	99.065	UnitedHealth Group Incorporated		
		00000	98-1401978				ABC India Private Limited	IN	..	The Advisory Board Company	Ownership	0.935	UnitedHealth Group Incorporated		
		00000					ABC International Holdings, LLC	DE	..	The Advisory Board Company	Ownership	100.000	UnitedHealth Group Incorporated		
		00000	41-1919523				ACN Group IPA of New York, Inc.	NY	..	OptumHealth Care Solutions, LLC	Ownership	100.000	UnitedHealth Group Incorporated		
		00000	27-0015861				ACN Group of California, Inc.	CA	..	OptumHealth Care Solutions, LLC	Ownership	100.000	UnitedHealth Group Incorporated		
		00000	98-1446128				Administradora Clínica La Colina S.A.S.	CO	..	Banmedica Internacional SpA	Ownership	50.000	UnitedHealth Group Incorporated		1
		00000	98-1446125				Administradora Country S.A.	CO	..	Banmedica S.A.	Ownership	50.000	UnitedHealth Group Incorporated		1
		00000	98-1451601				Administradora Médica Centromed S.A.	DH	..	Vidaintegra S.A.	Ownership	74.250	UnitedHealth Group Incorporated		2
		00000	20-2598653				Advanced Pharma, Inc.	TX	..	Apotheary Holdings, Inc.	Ownership	100.000	UnitedHealth Group Incorporated		2
		00000	26-4093335				Advanced Surgical Hospital, LLC	PA	..	SCA Southwestern PA, LLC	Ownership	51.000	UnitedHealth Group Incorporated		2
		00000					Advocate Condell Ambulatory Surgery Center, LLC	IL	..	Advocate-SCA Partners, LLC	Ownership	59.645	UnitedHealth Group Incorporated		2
		00000	47-5337115				Advocate Sherman Ambulatory Surgery Center, LLC	IL	..	Advocate-SCA Partners, LLC	Ownership	100.000	UnitedHealth Group Incorporated		2
		00000					Advocate Southwest Ambulatory Surgery Center, LLC	IL	..	Advocate-SCA Partners, LLC	Ownership	51.000	UnitedHealth Group Incorporated		2
		00000	36-4437931				Advocate-SCA Partners, LLC	DE	..	Amil Assistência Médica Internacional S.A.	Influence	20.000	UnitedHealth Group Incorporated		5
		00000	47-4012497				Aeromil Taxi Aéreo Ltda.	BRA	..	American Health Network of Indiana, LLC	Ownership	100.000	UnitedHealth Group Incorporated		2
		00000	45-4171713				AHN Accountable Care Organization, LLC	IN	..	AMN Target Holdings, LLC	Ownership	100.000	UnitedHealth Group Incorporated		2
		00000	35-2109566				AHN Central Services, LLC	IN	..	Collaborative Care Holdings, LLC	Ownership	80.100	UnitedHealth Group Incorporated		2
		00000	35-2582899				AHN Target Holdings, LLC	DE	..	Alaska Surgery Center, Limited Partnership	Influence	100.000	UnitedHealth Group Incorporated		5
		00000	92-0175856				Alaska Spine Center, LLC	AK	..	SC Affiliates, LLC	Ownership	100.000	UnitedHealth Group Incorporated		5
		00000	92-0080881				Alaska Surgery Center, Inc.	AK	..	Alaska Surgery Center, Inc.	Influence	37.845	UnitedHealth Group Incorporated		5
		00000	93-0982396				Alaska Surgery Center, Limited Partnership	AK	..	Banmedica S.A.	Ownership	76.290	UnitedHealth Group Incorporated		2
		00000	98-1447435				AliansaLud Entidad Promotora de Salud S.A.	CO	..	Golden Rule Financial Corporation	Ownership	100.000	UnitedHealth Group Incorporated		2
.0707	UnitedHealth Group Incorporated	82406	35-1665915				All Savers Insurance Company	IN	..	Golden Rule Financial Corporation	Ownership	100.000	UnitedHealth Group Incorporated		2
		00000					All Savers Life Insurance Company of California	CA	..	Golden Rule Financial Corporation	Ownership	100.000	UnitedHealth Group Incorporated		2
.0707	UnitedHealth Group Incorporated	73130	35-1744596				Alliance Surgical Center, LLC	FL	..	SCA-Alliance, LLC	Ownership	51.285	UnitedHealth Group Incorporated		2
		00000	27-1367127				Alliance Surgical Center, LLC	FL	..	Surgery Center of Maui, LLC	Ownership	74.000	UnitedHealth Group Incorporated		2
		00000	63-1231942				Alpha Surgical Center, LLC	TN	..	Ambient Healthcare, Inc.	Ownership	100.000	UnitedHealth Group Incorporated		2
		00000	65-1095227				Ambient Healthcare, Inc.	FL	..	Ambient Holdings, Inc.	Ownership	100.000	UnitedHealth Group Incorporated		2
		00000	45-2161438				Ambient Holdings, Inc.	DE	..	BriovaRx Infusion Services, Inc.	Ownership	100.000	UnitedHealth Group Incorporated		2
		00000	45-4770582				American Health Network of Indiana Care Organization, LLC	IN	..	AMN Target Holdings, LLC	Ownership	80.100	UnitedHealth Group Incorporated		2
		00000	35-1930805				American Health Network of Indiana II, LLC	IN	..	AMN Target Holdings, LLC	Ownership	100.000	UnitedHealth Group Incorporated		2
.0707	UnitedHealth Group Incorporated	52823	35-2108729				American Health Network of Indiana, LLC	IN	..	AMN Target Holdings, LLC	Ownership	100.000	UnitedHealth Group Incorporated		2
		00000					American Health Network of Ohio Care Organization, LLC	OH	..	AMN Target Holdings, LLC	Ownership	100.000	UnitedHealth Group Incorporated		2
		00000	45-4132160				American Health Network of Ohio II, LLC	OH	..	AMN Target Holdings, LLC	Ownership	100.000	UnitedHealth Group Incorporated		2
		00000	31-1424958				American Health Network of Ohio, LLC	OH	..	AMN Target Holdings, LLC	Ownership	100.000	UnitedHealth Group Incorporated		2
		00000	31-1424957				American Health Network of Ohio, LLC	OH	..	UnitedHealth Group Incorporated	Ownership	100.000	UnitedHealth Group Incorporated		2
		00000	54-1743136				AmeriChoice Corporation	DE	..	UnitedHealth Group Incorporated	Ownership	100.000	UnitedHealth Group Incorporated		2
		00000	94-1743141				AmeriChoice Health Services, Inc.	DE	..	AmeriChoice Corporation	Ownership	100.000	UnitedHealth Group Incorporated		2
.0707	UnitedHealth Group Incorporated	95497	22-3388602				AmeriChoice of New Jersey, Inc.	NJ	..	AmeriChoice Corporation	Ownership	100.000	UnitedHealth Group Incorporated		2
		00000					Anil Assistência Médica Internacional S.A.	BRA	..	Amil Assistência Médica Internacional S.A.	Ownership	91.810	UnitedHealth Group Incorporated		2
		00000	98-1108620				Anico Saúde Ltda.	BRA	..	Cemed Care - Empresa de Atendimento Clínico Geral Ltda.	Ownership	1.072	UnitedHealth Group Incorporated		2
		00000	98-1108620				Anico Saúde Ltda.	BRA	..	Polar II Fundo de Investimento em Participações Multiestratégia	Ownership	91.810	UnitedHealth Group Incorporated		2
		00000					Anil Assistência Médica Internacional S.A.	BRA	..	Participações Multiestratégia	Ownership	91.810	UnitedHealth Group Incorporated		2

ANNUAL STATEMENT FOR THE YEAR 2018 OF THE AmeriChoice of New Jersey, Inc.

**SCHEDULE Y**

**PART 1A - DETAIL OF INSURANCE HOLDING COMPANY SYSTEM**

1	2	3	4	5	6	7	8	9	10	11	12	13	14	15	16
Group Code	Group Name	NAIC Company Code	ID Number	Federal RSSD	CIK	Name of Securities Exchange if Publicly Traded (U.S. or International)	Names of Parent, Subsidiaries Or Affiliates	Domiciliary Location	Relationship to Reporting Entity	Directly Controlled by (Name of Entity/Person)	Type of Control (Ownership, Board, Management, Attorney-in-Fact, Influence, Other)	If Control is Ownership Provide Percentage	Ultimate Controlling Entity(ies)/Person(s)	Is an SCA Filing Required? (Y/N)	*
		00000	98-1109085				Anil Clinical Research Participações Ltda.	BRA	NIA	Echo - Empresa de Serviços Hospitalares S.A.	Ownership	99.950	UnitedHealth Group Incorporated		
		00000	98-1109085				Anil Clinical Research Participações Ltda.	BRA	NIA	Cemed Care - Empresa de Atendimento Clínico Geral Ltda.	Ownership	0.050	UnitedHealth Group Incorporated		
		00000	98-1138212				AMIL International	LUX	NIA	Anil Assistência Médica Internacional S.A.	Ownership	100.000	UnitedHealth Group Incorporated		
		00000	98-1454564				Análisis Clínicos M. S.A.C.	PER	NIA	Pacífico S.A. Entidad Prestadora de Salud	Ownership	99.990	UnitedHealth Group Incorporated		1
		00000	36-4210293				Antelope Valley Surgery Center, L.P.	CA	NIA	NSC Lancaster, LLC	Ownership	83.490	UnitedHealth Group Incorporated		2
		00000	28-3913051				Apothecary Holdings, Inc.	DE	NIA	OptumRx Holdings, LLC	Ownership	100.000	UnitedHealth Group Incorporated		2
		00000	86-0860334				Apothecary Shop of Phoenix, Inc.	AZ	NIA	Apothecary Holdings, Inc.	Ownership	100.000	UnitedHealth Group Incorporated		2
		00000	14-1890491				AppleCare Hospitalists Medical Group, Inc.	CA	OTH	Physician(s) owned	Influence	0.000	UnitedHealth Group Incorporated		4
		00000	45-2852872				AppleCare Medical A00, LLC	CA	OTH	AppleCare Medical Group, Inc.	Influence	0.000	UnitedHealth Group Incorporated		4
		00000	33-0845269				AppleCare Medical Group St. Francis, Inc.	CA	OTH	Physician(s) owned	Influence	0.000	UnitedHealth Group Incorporated		4
		00000	33-0898174				AppleCare Medical Group, Inc.	CA	OTH	Physician(s) owned	Influence	0.000	UnitedHealth Group Incorporated		4
		00000	27-2068687				AppleCare Medical Management, LLC	DE	NIA	Collaborative Care Holdings, LLC	Ownership	100.000	UnitedHealth Group Incorporated		4
		00000					APS - Assistência Personalizada à Saúde Ltda.	BRA	IA	Santa Helena Assistência Médica S.A.	Ownership	99.990	UnitedHealth Group Incorporated		
		00000					APS - Assistência Personalizada à Saúde Ltda.	BRA	IA	Anil Assistência Médica Internacional S.A.	Ownership	0.010	UnitedHealth Group Incorporated		
		00000	98-1399975				Aquitania Chilean Holding SpA	CHL	NIA	Bordeaux UK Holdings II Limited	Ownership	100.000	UnitedHealth Group Incorporated		
		00000	75-2285078				Arcadia Outpatient Surgery Center, L.P.	CA	NIA	Surgecenters of Southern California, Inc.	Influence	37.000	UnitedHealth Group Incorporated		5
		00000	46-4843100				Arise Physician Group	TX	NIA	SCA Austin Holdings, LLC	Ownership	100.000	UnitedHealth Group Incorporated		5
		00000	86-0813232				Arizona Physicians IPA, Inc.	AZ	IA	UnitedHealthcare, Inc.	Ownership	100.000	UnitedHealth Group Incorporated		5
		00000	75-2056800				Arlington Surgery Center, LLC	TX	NIA	THR-SCA Holdings, LLC	Influence	52.754	UnitedHealth Group Incorporated		5
		00000	46-3907136				ASC Holdings of New Jersey, LLC	NJ	NIA	SC Affiliates, LLC	Ownership	100.000	UnitedHealth Group Incorporated		5
		00000	95-4348431				ASC Network, LLC	DE	NIA	Surgical Care Affiliates, LLC	Ownership	100.000	UnitedHealth Group Incorporated		5
		00000	20-8970704				ASC Operators, LLC	CA	NIA	Surgery Centers-West Holdings, LLC	Influence	49.000	UnitedHealth Group Incorporated		5
		00000	27-1724489				ASC Operators-East Bay, LLC	CA	NIA	SCA Pacific Holdings, Inc.	Influence	49.000	UnitedHealth Group Incorporated		5
		00000	27-5447186				ASC Operators-San Francisco, LLC	CA	NIA	SCA Pacific Holdings, Inc.	Influence	49.000	UnitedHealth Group Incorporated		5
		00000	27-2673776				ASC Operators-San Luis Obispo, LLC	CA	NIA	SCA-San Luis Obispo, LLC	Influence	49.000	UnitedHealth Group Incorporated		5
		00000	26-3386169				ASC Operators-Santa Rosa, LLC	CA	NIA	SCA-Santa Rosa, Inc.	Influence	39.000	UnitedHealth Group Incorporated		5
		00000	46-1537479				ASC Operators-South Bay, LLC	CA	NIA	SCA Pacific Holdings, Inc.	Influence	49.000	UnitedHealth Group Incorporated		5
		00000	27-0540034				ASC Pacific Ventures, LLC	DE	NIA	SCA-Honolulu, LLC	Influence	49.900	UnitedHealth Group Incorporated		5
		00000	90-0369702				ASI Global, LLC	TX	NIA	FrontierMEEX, Inc.	Ownership	100.000	UnitedHealth Group Incorporated		5
		00000	04-3403101				Aspectus, Inc.	VA	OTH	Physician(s) owned	Influence	0.000	UnitedHealth Group Incorporated		4
		00000	26-3878957				AssuranceRx, LLC	AL	NIA	BriovaRx, LLC	Ownership	100.000	UnitedHealth Group Incorporated		4
		00000	45-4014891				Athens ASC Holdings, LLC	GA	NIA	SCA Athens, LLC	Ownership	58.420	UnitedHealth Group Incorporated		2
		00000	47-0990056				Audax Health Solutions, LLC	DE	NIA	Rally Health, Inc.	Ownership	100.000	UnitedHealth Group Incorporated		2
		00000	58-2028767				Austin Center for Outpatient Surgery, L.P.	GA	NIA	SHC Austin, Inc.	Ownership	51.000	UnitedHealth Group Incorporated		2
		00000	27-2869469				Avela of Austin, Inc.	AZ	NIA	Apothecary Holdings, Inc.	Ownership	100.000	UnitedHealth Group Incorporated		
		00000	14-1971726				Avela of Columbus, Inc.	AZ	NIA	Apothecary Holdings, Inc.	Ownership	100.000	UnitedHealth Group Incorporated		
		00000	13-4318552				Avela of Deer Valley, Inc.	AZ	NIA	Apothecary Holdings, Inc.	Ownership	100.000	UnitedHealth Group Incorporated		
		00000	45-5239373				Avela of Denver, Inc.	AZ	NIA	Apothecary Holdings, Inc.	Ownership	100.000	UnitedHealth Group Incorporated		
		00000	86-1044713				Avela of Gilbert, Inc.	AZ	NIA	Apothecary Holdings, Inc.	Ownership	100.000	UnitedHealth Group Incorporated		
		00000	26-4241458				Avela of Las Vegas II, Inc.	AZ	NIA	Apothecary Holdings, Inc.	Ownership	100.000	UnitedHealth Group Incorporated		
		00000	46-0609947				Avela of Orlando, Inc.	AZ	NIA	Apothecary Holdings, Inc.	Ownership	100.000	UnitedHealth Group Incorporated		
		00000	26-0583808				Avela of Phoenix III, Inc.	AZ	NIA	Apothecary Holdings, Inc.	Ownership	100.000	UnitedHealth Group Incorporated		
		00000	27-0121303				Avela of Sacramento, Inc.	CA	NIA	Apothecary Holdings, Inc.	Ownership	100.000	UnitedHealth Group Incorporated		
		00000	86-0819588				Avela of Scottsdale, Inc.	AZ	NIA	Apothecary Holdings, Inc.	Ownership	100.000	UnitedHealth Group Incorporated		
		00000	27-1688911				Avela of St. Louis, Inc.	AZ	NIA	Apothecary Holdings, Inc.	Ownership	100.000	UnitedHealth Group Incorporated		
		00000	36-4435924				Avela of Tampa, LLC	FL	NIA	Apothecary Holdings, Inc.	Ownership	100.000	UnitedHealth Group Incorporated		
		00000	20-3253658				Avela of Tucson II, Inc.	AZ	NIA	Apothecary Holdings, Inc.	Ownership	100.000	UnitedHealth Group Incorporated		
		00000	86-1044712				Avela of Tucson, Inc.	AZ	NIA	Apothecary Holdings, Inc.	Ownership	100.000	UnitedHealth Group Incorporated		
		00000	35-2583332				Avela Patient Access Program, Inc.	AZ	NIA	Apothecary Holdings, Inc.	Ownership	100.000	UnitedHealth Group Incorporated		



ANNUAL STATEMENT FOR THE YEAR 2018 OF THE AmeriChoice of New Jersey, Inc.

**SCHEDULE Y**

**PART 1A - DETAIL OF INSURANCE HOLDING COMPANY SYSTEM**

1	2	3	4	5	6	7	8	9	10	11	12	13	14	15	16
Group Code	Group Name	NAIC Company Code	ID Number	Federal RSSD	CIK	Name of Securities Exchange if Publicly Traded (U.S. or International)	Names of Parent, Subsidiaries Or Affiliates	Domiciliary Location	Relationship to Reporting Entity	Directly Controlled by (Name of Entity/Person)	Type of Control (Ownership, Board, Management, Attorney-in-Fact, Influence, Other)	If Control is Ownership Provide Percentage	Ultimate Controlling Entity(ies)/Person(s)	Is an SCA Filing Required? (Y/N)	*
		00000	20-4057813				Aveta Inc.	DE	NIA	Collaborative Care Holdings, LLC	Ownership	100.000	UnitedHealth Group Incorporated		
		00000	30-0842394				AxelaCare Intermediate Holdings, LLC	DE	NIA	OptumRx, Inc.	Ownership	100.000	UnitedHealth Group Incorporated		
		00000	61-1708598				AxelaCare, LLC	DE	NIA	AxelaCare Intermediate Holdings, LLC	Ownership	100.000	UnitedHealth Group Incorporated		
		00000	72-1037827				B.R.A.S.S. Partnership in Commenda	LA	NIA	Surgery Center Holding, LLC	Ownership	67.940	UnitedHealth Group Incorporated		2
		00000	62-1601445				Bakersfield-SC, LLC	DE	NIA	SC Affiliates, LLC	Ownership	100.000	UnitedHealth Group Incorporated		
		00000	39-1462767				Banmedica Colombia SpA	COL	NIA	Banmedica Internacional SpA	Ownership	100.000	UnitedHealth Group Incorporated		
		00000	39-1444151				Banmedica Internacional SpA	CHL	NIA	Banmedica S.A.	Ownership	99.000	UnitedHealth Group Incorporated		
		00000	39-1444151				Banmedica Internacional SpA	CHL	NIA	Saden S.A.	Ownership	1.000	UnitedHealth Group Incorporated		
		00000	39-1444127				Banmedica S.A.	CHL	NIA	Bordeaux Holding SpA	Ownership	98.229	UnitedHealth Group Incorporated		2
		00000	26-1192066				Barranca Surgery Center, LLC	DE	NIA	Beach Surgical Holdings LLC	Influence	51.000	UnitedHealth Group Incorporated		5
		00000	47-2083076				Beach Surgical Holdings II LLC	CA	NIA	SCA Surgicare of Laguna Hills, LLC	Influence	49.000	UnitedHealth Group Incorporated		5
		00000	47-4504390				Beach Surgical Holdings III, LLC	CA	NIA	Surgicare of La Veta, Inc.	Ownership	68.860	UnitedHealth Group Incorporated		2
		00000	37-1708521				Beach Surgical Holdings LLC	CA	NIA	SCA Surgicare of Laguna Hills, LLC	Influence	49.000	UnitedHealth Group Incorporated		5
		00000	88-0267857				Behavioral Healthcare Options, Inc.	IN	NIA	Sierra Health Services, Inc.	Ownership	100.000	UnitedHealth Group Incorporated		
		00000	75-2196889				Belleville Surgical Center, Ltd., an Illinois Limited Partnership	IL	NIA	Surgicare of Belleville, LLC	Ownership	61.200	UnitedHealth Group Incorporated		2
		00000	22-3858211				Bexar Imaging Center, LLC	TX	OTH	WellMed Networks, Inc.	Influence	0.000	UnitedHealth Group Incorporated		4
		00000	63-0984076				Birmingham Outpatient Surgery Center, Ltd., an Alabama Limited Partnership	AL	NIA	Birmingham Outpatient Surgical Center, LLC	Influence	30.220	UnitedHealth Group Incorporated		5
		00000	63-0847380				Birmingham Outpatient Surgical Center, LLC	DE	NIA	Surgery Center Holding, LLC	Ownership	100.000	UnitedHealth Group Incorporated		
		00000	05-0359457				Blackstone Valley Surgicare GP, LLC	DE	NIA	Surgery Center Holding, LLC	Ownership	100.000	UnitedHealth Group Incorporated		
		00000	62-1530122				Blue Ridge Day Surgery Center, L.P.	TN	NIA	Blue Ridge GP, LLC	Influence	38.208	UnitedHealth Group Incorporated		5
		00000	27-2241593				Blue Ridge GP, LLC	NC	NIA	SCA-Blue Ridge, LLC	Ownership	100.000	UnitedHealth Group Incorporated		
		00000	65-0241934				Boca Raton Outpatient Surgery & Laser Center, Ltd.	FL	NIA	Surgery Center of Boca Raton, Inc.	Influence	20.000	UnitedHealth Group Incorporated		5
		00000	65-0241934				Boca Raton Outpatient Surgery & Laser Center, Ltd.	FL	NIA	Surgery Center of Boca Raton, Inc.	Influence	30.000	UnitedHealth Group Incorporated		5
		00000	98-1396690				Bordeaux (Barbados) Holdings I, SRL	BBB	NIA	UnitedHealth Group International L.P.	Ownership	100.000	UnitedHealth Group Incorporated		
		00000	98-1396559				Bordeaux (Barbados) Holdings II, SRL	BBB	NIA	Bordeaux (Barbados) Holdings I, SRL	Ownership	100.000	UnitedHealth Group Incorporated		
		00000	98-1403634				Bordeaux (Barbados) Holdings III, SRL	BBB	NIA	Bordeaux (Barbados) Holdings II, SRL	Ownership	100.000	UnitedHealth Group Incorporated		
		00000	98-1398490				Bordeaux Holding SpA	CHL	NIA	Aquitania Chilean Holding SpA	Ownership	100.000	UnitedHealth Group Incorporated		
		00000	82-3147824				Bordeaux International Holdings, Inc.	DE	NIA	UnitedHealth Group Incorporated	Ownership	100.000	UnitedHealth Group Incorporated		
		00000	98-1390574				Bordeaux UK Holdings I Limited	GBR	NIA	Bordeaux International Holdings, Inc.	Ownership	100.000	UnitedHealth Group Incorporated		
		00000	98-1391914				Bordeaux UK Holdings II Limited	GBR	NIA	Bordeaux UK Holdings I Limited	Ownership	100.000	UnitedHealth Group Incorporated		
		00000	98-1389224				Bordeaux UK Holdings III Limited	GBR	NIA	Bordeaux UK Holdings II Limited	Ownership	100.000	UnitedHealth Group Incorporated		
		00000	45-4147343				BOSC Holdings, LLC	NIA	NIA	SCA BOSC Holdings, LLC	Influence	49.000	UnitedHealth Group Incorporated		5
		00000	98-1112673				Bosque Medical Center Ltda.	BRA	NIA	Anil Assistencia Médica Internacional S.A.	Ownership	82.581	UnitedHealth Group Incorporated		
		00000	98-1112673				Bosque Medical Center Ltda.	BRA	NIA	Echo - Empresa de Serviços Hospitalares S.A.	Ownership	17.419	UnitedHealth Group Incorporated		
		00000	20-2387834				Brandon Ambulatory Surgery Center, LLC	FL	NIA	SCA-Brandon, LLC	Ownership	54.540	UnitedHealth Group Incorporated		2
		00000	11-2997132				Briovax Infusion Services 100, Inc.	NY	NIA	Briovax Infusion Services, Inc.	Ownership	100.000	UnitedHealth Group Incorporated		
		00000	11-3485985				Briovax Infusion Services 101, Inc.	NY	NIA	Briovax Infusion Services 100, Inc.	Ownership	100.000	UnitedHealth Group Incorporated		
		00000	30-0894047				Briovax Infusion Services 102, LLC	DE	NIA	Briovax Infusion Services, Inc.	Ownership	100.000	UnitedHealth Group Incorporated		
		00000	27-1533840				Briovax Infusion Services 103, LLC	DE	NIA	Serginox Holdings LLC	Ownership	100.000	UnitedHealth Group Incorporated		
		00000	57-0861358				Briovax Infusion Services 200, Inc.	SC	NIA	Ambient Healthcare, Inc.	Ownership	100.000	UnitedHealth Group Incorporated		
		00000	55-0802777				Briovax Infusion Services 201, Inc.	FL	NIA	Ambient Healthcare, Inc.	Ownership	100.000	UnitedHealth Group Incorporated		
		00000	20-4891413				Briovax Infusion Services 202, Inc.	FL	NIA	Ambient Healthcare, Inc.	Ownership	100.000	UnitedHealth Group Incorporated		
		00000	33-1012700				Briovax Infusion Services 203, Inc.	FL	NIA	Ambient Healthcare, Inc.	Ownership	100.000	UnitedHealth Group Incorporated		
		00000	55-0802774				Briovax Infusion Services 204, Inc.	FL	NIA	Ambient Healthcare, Inc.	Ownership	100.000	UnitedHealth Group Incorporated		
		00000	26-3738273				Briovax Infusion Services 205, Inc.	FL	NIA	Ambient Healthcare, Inc.	Ownership	100.000	UnitedHealth Group Incorporated		
		00000	63-1284325				Briovax Infusion Services 206, Inc.	AL	NIA	Ambient Healthcare, Inc.	Ownership	100.000	UnitedHealth Group Incorporated		
		00000	63-0964525				Briovax Infusion Services 207, Inc.	AL	NIA	Briovax Infusion Services 206, Inc.	Ownership	100.000	UnitedHealth Group Incorporated		
		00000	20-4963945				Briovax Infusion Services 208, Inc.	NC	NIA	Ambient Healthcare, Inc.	Ownership	100.000	UnitedHealth Group Incorporated		

ANNUAL STATEMENT FOR THE YEAR 2018 OF THE AmeriChoice of New Jersey, Inc.

**SCHEDULE Y**

**PART 1A - DETAIL OF INSURANCE HOLDING COMPANY SYSTEM**

1	2	3	4	5	6	7	8	9	10	11	12	13	14	15	16
Group Code	Group Name	NAIC Company Code	ID Number	Federal RSSD	CIK	Name of Securities Exchange if Publicly Traded (U.S. or International)	Names of Parent, Subsidiaries Or Affiliates	Domiciliary Location	Relationship to Reporting Entity	Directly Controlled by (Name of Entity/Person)	Type of Control (Ownership, Board, Management, Attorney-in-Fact, Influence, Other)	If Control is Ownership Provide Percentage	Ultimate Controlling Entity(ies)/Person(s)	Is an SCA Filing Required? (Y/N)	*
		00000	56-0802779				BriovaRx Infusion Services 209, Inc.	GA	..NIA	Ambient Healthcare, Inc.	Ownership	100.000	UnitedHealth Group Incorporated		
		00000	75-2196224				BriovaRx Infusion Services 301, LP	OK	..NIA	BriovaRx Infusion Services, Inc.	Ownership	99.950	UnitedHealth Group Incorporated		
		00000	75-2196224				BriovaRx Infusion Services 301, LP	OK	..NIA	BriovaRx Infusion Services 305, LLC	Ownership	0.050	UnitedHealth Group Incorporated		
		00000	27-0688812				BriovaRx Infusion Services 302, LLC	NE	..NIA	BriovaRx Infusion Services, Inc.	Ownership	100.000	UnitedHealth Group Incorporated		
		00000	28-2565032				BriovaRx Infusion Services 305, LLC	DE	..NIA	BriovaRx Infusion Services, Inc.	Ownership	100.000	UnitedHealth Group Incorporated		
		00000	20-3741084				BriovaRx Infusion Services 308, LLC	AZ	..NIA	SCP Specialty Infusion, LLC	Ownership	100.000	UnitedHealth Group Incorporated		
		00000	02-0653265				BriovaRx Infusion Services 401, LLC	CA	..NIA	SCP Specialty Infusion, LLC	Ownership	100.000	UnitedHealth Group Incorporated		
		00000	28-4312858				BriovaRx Infusion Services 402, LLC	CA	..NIA	SCP Specialty Infusion, LLC	Ownership	100.000	UnitedHealth Group Incorporated		
		00000	47-0841801				BriovaRx Infusion Services 403, LLC	CA	..NIA	SCP Specialty Infusion, LLC	Ownership	100.000	UnitedHealth Group Incorporated		
		00000	93-1103256				BriovaRx Infusion Services 404, LLC	OR	..NIA	SCP Specialty Infusion, LLC	Ownership	100.000	UnitedHealth Group Incorporated		
		00000	27-3918706				BriovaRx Infusion Services, Inc.	DE	..NIA	AxelaCare, LLC	Ownership	100.000	UnitedHealth Group Incorporated		
		00000	20-4515146				BriovaRx of California, Inc.	CA	..NIA	Salveo Specialty Pharmacy, Inc.	Ownership	100.000	UnitedHealth Group Incorporated		
		00000	11-3647935				BriovaRx of Florida, Inc.	DE	..NIA	OptumRx PBM of Illinois, Inc.	Ownership	100.000	UnitedHealth Group Incorporated		
		00000	27-1930321				BriovaRx of Georgia, LLC	AL	..NIA	BriovaRx, LLC	Ownership	100.000	UnitedHealth Group Incorporated		
		00000	46-2731176				BriovaRx of Indiana, LLC	IN	..NIA	OptumRx PBM of Illinois, Inc.	Ownership	100.000	UnitedHealth Group Incorporated		
		00000	46-2790537				BriovaRx of Louisiana, L.L.C.	LA	..NIA	BriovaRx, LLC	Ownership	100.000	UnitedHealth Group Incorporated		
		00000	01-0516051				BriovaRx of Maine, Inc.	ME	..NIA	OptumRx PBM of Illinois, Inc.	Ownership	100.000	UnitedHealth Group Incorporated		
		00000	27-3331130				BriovaRx of Massachusetts, LLC	MA	..NIA	OptumRx PBM of Illinois, Inc.	Ownership	100.000	UnitedHealth Group Incorporated		
		00000	45-2532834				BriovaRx of Nevada, LLC	NV	..NIA	OptumRx PBM of Illinois, Inc.	Ownership	100.000	UnitedHealth Group Incorporated		
		00000	74-3103518				BriovaRx of New York, Inc.	NY	..NIA	Salveo Specialty Pharmacy, Inc.	Ownership	100.000	UnitedHealth Group Incorporated		
		00000	20-2719823				BriovaRx of Texas, Inc.	TX	..NIA	BriovaRx of Florida, Inc.	Ownership	100.000	UnitedHealth Group Incorporated		
		00000	82-4030553				BriovaRx Specialty, LLC	DE	..NIA	OptumRx Administrative Services, LLC	Ownership	100.000	UnitedHealth Group Incorporated		
		00000	55-0824381				BriovaRx, LLC	AL	..NIA	BriovaRx of Maine, Inc.	Ownership	100.000	UnitedHealth Group Incorporated		
		00000	45-2314634				BSC Holdings, LLC	IN	..NIA	SCA Indiana Holdings, LLC	Influence	49.000	UnitedHealth Group Incorporated		5
		00000	47-4278378				Cabin Enterprises, LLC	DE	..NIA	Cabin Holdings, LLC	Ownership	100.000	UnitedHealth Group Incorporated		
		00000	47-4264867				Cabin Holdings, LLC	DE	..NIA	OptumHealth Holdings, LLC	Ownership	100.000	UnitedHealth Group Incorporated		
		00000	61-1732160				California MedTrans Network IPA LLC	CA	..NIA	California MedTrans Network MSD LLC	Ownership	100.000	UnitedHealth Group Incorporated		
		00000	36-4780748				California MedTrans Network MSD LLC	CA	..NIA	National MedTrans, LLC	Ownership	100.000	UnitedHealth Group Incorporated		
		00000	81-0881243				California Spring Holdings, PC	CA	..OTH	Physician(s) owned	Influence	0.000	UnitedHealth Group Incorporated		4
		00000	52-1597478				Camp Hill Ambulatory Centers	..NIA	..NIA	Camp Hill-SCA Centers, LLC	Influence	49.000	UnitedHealth Group Incorporated		5
		00000	52-1597484				Camp Hill-SCA Centers, LLC	DE	..NIA	SC Affiliates, LLC	Ownership	100.000	UnitedHealth Group Incorporated		
		00000	27-3956254				Capital City Medical Group, L.L.C.	LA	..NIA	UnitedHealthcare, Inc.	Ownership	100.000	UnitedHealth Group Incorporated		
		00000	46-1981651				Cardio Management, Inc.	DE	..NIA	OrthoNet Holdings, Inc.	Ownership	100.000	UnitedHealth Group Incorporated		
		00000	20-8375685				Care Improvement Plus Group Management, LLC	MD	..NIA	XLHealth Corporation	Ownership	100.000	UnitedHealth Group Incorporated		
		00000	45-4976934				Care Improvement Plus of Texas Insurance Company	TX	..IA	XLHealth Corporation	Ownership	100.000	UnitedHealth Group Incorporated		
0707	UnitedHealth Group Incorporated	12558	45-4976934				Care Improvement Plus South Central Insurance Company	AR	..IA	XLHealth Corporation	Ownership	100.000	UnitedHealth Group Incorporated		
0707	UnitedHealth Group Incorporated	12567	20-3888112				Care Improvement Plus Wisconsin Insurance Company	WI	..IA	XLHealth Corporation	Ownership	100.000	UnitedHealth Group Incorporated		
0707	UnitedHealth Group Incorporated	14041	27-5038136				Casa de Saude Santa Teresinha S.A.	BRA	..NIA	Hospital Alvorada de Taguatinga Ltda. Esho - Empresa de Servicos Hospitalares S.A.	Ownership	99.990	UnitedHealth Group Incorporated		2
		00000	98-1328471				Casa de Saude Santa Teresinha S.A.	BRA	..NIA	S.A.	Ownership	0.000	UnitedHealth Group Incorporated		2
		00000	82-5207935				Castle Rock SurgiCenter, LLC	OK	..NIA	SCA-Castle Rock, LLC	Ownership	55.000	UnitedHealth Group Incorporated		2
		00000	20-5807941				Catalyst360, LLC	DE	..NIA	Optum Services, Inc.	Ownership	100.000	UnitedHealth Group Incorporated		
		00000					Catamaran Finance (Ireland) Unlimited Company	JRL	..NIA	Catamaran S.a.r.l.	Ownership	100.000	UnitedHealth Group Incorporated		
		00000	98-1069737				Catamaran S.a.r.l.	LUX	..NIA	UnitedHealthcare Europe S.a.r.l.	Ownership	100.000	UnitedHealth Group Incorporated		
		00000					CDC Holdings Colombia S.A.S.	DOL	..NIA	Bordeaux UK Holdings II Limited	Ownership	100.000	UnitedHealth Group Incorporated		
		00000	27-2533497				Cedar Park Surgery Center, LLC	TX	..NIA	SCA Cedar Park Holdings, LLC	Ownership	51.931	UnitedHealth Group Incorporated		2
		00000					Cemed Care - Empresa de Atendimento Clinico Geral Ltda.	BRA	..NIA	Amil Assistencia Medica Internacional S.A.	Ownership	99.990	UnitedHealth Group Incorporated		2
		00000	98-1111491				Cemed Care - Empresa de Atendimento Clinico Geral Ltda.	BRA	..NIA	Esho - Empresa de Servicos Hospitalares S.A.	Ownership	0.000	UnitedHealth Group Incorporated		2

ANNUAL STATEMENT FOR THE YEAR 2018 OF THE AmeriChoice of New Jersey, Inc.

**SCHEDULE Y**

**PART 1A - DETAIL OF INSURANCE HOLDING COMPANY SYSTEM**

1	2	3	4	5	6	7	8	9	10	11	12	13	14	15	16
Group Code	Group Name	NAIC Company Code	ID Number	Federal RSSD	CIK	Name of Securities Exchange if Publicly Traded (U.S. or International)	Names of Parent, Subsidiaries Or Affiliates	Domiciliary Location	Relationship to Reporting Entity	Directly Controlled by (Name of Entity/Person)	Type of Control (Ownership, Board, Management, Attorney-in-Fact, Influence, Other)	If Control is Ownership Provide Percentage	Ultimate Controlling Entity(ies)/Person(s)	Is an SCA Filing Required? (Y/N)	*
		00000	33-0483510				Centers for Family Medicine, GP	CA	OTH	MHPA Physician Two Holdco	Influence	0.000	UnitedHealth Group Incorporated		4
		00000	33-0483510				Centers for Family Medicine, GP	CA	OTH	MH Physician Three Holdco	Influence	0.000	UnitedHealth Group Incorporated		4
		00000	98-1448150				Central de Compras SpA	CHL	NIA	Inversiones Clinicas Santa Maria S.A.	Ownership	100.000	UnitedHealth Group Incorporated		4
		00000	45-4131797				Central Indiana Care Organization, LLC	IN	NIA	AHN Target Holdings, LLC	Ownership	100.000	UnitedHealth Group Incorporated		
		00000	45-5600514				Central Ohio Care Organization, LLC	OH	NIA	AHN Target Holdings, LLC	Ownership	100.000	UnitedHealth Group Incorporated		
		00000	30-1080342				CentrifyHealth, LLC	DE	NIA	UnitedHealth Group Incorporated	Ownership	100.000	UnitedHealth Group Incorporated		
		00000					CentrifyHealth UK Limited	GBR	NIA	CentrifyHealth, LLC	Ownership	100.000	UnitedHealth Group Incorporated		
		00000					Centro de Entrenamiento en Reanimación y Prevención Limitada (CEPP)	CHL	NIA	Clinica Dávila y Servicios Médicos S.A.	Ownership	99.000	UnitedHealth Group Incorporated		
		00000					Centro de Entrenamiento en Reanimación y Prevención Limitada (CEPP)	CHL	NIA	Servicios Integrados de Salud Ltda.	Ownership	1.000	UnitedHealth Group Incorporated		
		00000	98-1450490				Centro de Servicios Compartidos Bannédica S.A.	CHL	NIA	Bannédica S.A.	Ownership	99.900	UnitedHealth Group Incorporated		1
		00000					Centro Médico Hospitalar Pitangueiras Ltda.	BRA	NIA	S.A.	Ownership	100.000	UnitedHealth Group Incorporated		
		00000					Centro Médico Hospitalar Pitangueiras Ltda.	BRA	NIA	Hospital Alvorada de Taguatinga Ltda.	Ownership	0.001	UnitedHealth Group Incorporated		
		00000	98-1457197				Centro Médico Odontológico Americano S.A.C.	PER	NIA	Pacífico S.A. Entidad Prestadora de Salud	Ownership	80.000	UnitedHealth Group Incorporated		1
		00000					Centro Médico Odontológico Americano S.A.C.	PER	NIA	Esho - Empresa de Servicios Hospitalares S.A.	Ownership	100.000	UnitedHealth Group Incorporated		
		00000	98-1310461				Centro Médico PJ Ltda.	BRA	NIA	S.A.	Ownership	100.000	UnitedHealth Group Incorporated		
		00000	98-1310461				Centro Médico PJ Ltda.	BRA	NIA	Hospital Alvorada de Taguatinga Ltda.	Ownership	0.001	UnitedHealth Group Incorporated		
		00000	98-1451635				Centromed Quiipúe S.A.	CHL	NIA	Administradora Médica Centromed S.A.	Ownership	93.450	UnitedHealth Group Incorporated		2
		00000					Centros Médicos y Dentales Multimed Ltda.	CHL	NIA	Onesa S.A.	Ownership	99.990	UnitedHealth Group Incorporated		
		00000					Centros Médicos y Dentales Multimed Ltda.	CHL	NIA	Clinica Dávila y Servicios Médicos S.A.	Ownership	0.010	UnitedHealth Group Incorporated		
		00000	47-482023				Centura-SCA Holdings, LLC	CO	NIA	Surgery Center of Colorado Springs, LLC	Influence	34.760	UnitedHealth Group Incorporated		5
		00000	46-1454664				Charmel Islands Surgicenter Properties, LLC	DE	NIA	SCA Holding Company, Inc.	Ownership	62.743	UnitedHealth Group Incorporated		2
		00000					Charleston Surgery Center Limited Partnership	SC	NIA	SCA-Charleston, LLC	Influence	20.343	UnitedHealth Group Incorporated		5
		00000	58-1709761				Charleston Surgery Properties, LLC	DE	NIA	SCA-Charleston, LLC	Ownership	50.850	UnitedHealth Group Incorporated		2
		00000	82-3973199				Charlotte-SC, LLC	DE	NIA	SC Affiliates, LLC	Ownership	100.000	UnitedHealth Group Incorporated		
		00000	26-2389638				Childrens Surgery Center, LLC	FL	NIA	SCA-Central Florida, LLC	Ownership	52.202	UnitedHealth Group Incorporated		2
		00000	98-1093539				ChinaGate (Hong Kong) Limited	CHN	NIA	Optum, Inc.	Ownership	100.000	UnitedHealth Group Incorporated		
		00000	82-1510209				Citrus Regional Surgery Center, L.P.	TN	NIA	SCA-Citrus, Inc.	Ownership	57.000	UnitedHealth Group Incorporated		2
		00000	20-3742012				Ciourne Surgical Center, LLC	TX	NIA	THR-SCA Holdings, LLC	Influence	51.000	UnitedHealth Group Incorporated		5
		00000	98-1459640				Clinica Alameda S.A.	CHL	NIA	Vidaintegra S.A.	Ownership	99.841	UnitedHealth Group Incorporated		
		00000	98-1459640				Clinica Alameda S.A.	CHL	NIA	Saden S.A.	Ownership	0.199	UnitedHealth Group Incorporated		
		00000	98-1443171				Clinica Bio Bio S.A.	CHL	NIA	Inversiones Clinicas Santa Maria S.A.	Ownership	100.000	UnitedHealth Group Incorporated		
		00000	98-1442191				Clinica Ciudad del Mar S.A.	CHL	NIA	Inversiones Clinicas Santa Maria S.A.	Ownership	100.000	UnitedHealth Group Incorporated		
		00000	98-1446132				Clinica Dávila y Servicios Médicos S.A.	CHL	NIA	Bannédica S.A.	Ownership	99.991	UnitedHealth Group Incorporated		
		00000	98-1446132				Clinica Dávila y Servicios Médicos S.A.	CHL	NIA	Clinica Santa Maria S.A.	Ownership	0.009	UnitedHealth Group Incorporated		
		00000					Clinica del Country S.A.	COL	NIA	Bannédica Internacional SpA	Ownership	50.000	UnitedHealth Group Incorporated		1
		00000	98-1350667				Clinica Médico Cirúrgica de Santa Tecla, S.A.	PRT	NIA	Lusíadas, SGPS, S.A.	Ownership	100.000	UnitedHealth Group Incorporated		
		00000	98-1337965				Clinica Oftalmologica Danilo de Castro Sociedade Simples	BRA	NIA	Hospital Alvorada de Taguatinga Ltda.	Ownership	99.660	UnitedHealth Group Incorporated		2
		00000	98-1337965				Clinica Oftalmologica Danilo de Castro Sociedade Simples	BRA	NIA	Lotten-Eyes Oftalmologia Clinica e Cirurgica Ltda.	Ownership	0.333	UnitedHealth Group Incorporated		2
		00000					Clinica San Borja (La Esperanza del Perú S.A.)	PER	NIA	Pacífico S.A. Entidad Prestadora de Salud	Ownership	99.990	UnitedHealth Group Incorporated		1
		00000	98-1462343				Clinica San Felipe S.A.	PER	NIA	Pacífico S.A. Entidad Prestadora de Salud	Ownership	93.740	UnitedHealth Group Incorporated		1
		00000	98-1459936				Clinica Sanchez Ferrer S.A.	PER	NIA	Pacífico S.A. Entidad Prestadora de Salud	Ownership	99.990	UnitedHealth Group Incorporated		1
		00000	98-1442754				Clinica Santa Maria S.A.	CHL	NIA	Bannédica S.A.	Ownership	99.433	UnitedHealth Group Incorporated		2
		00000	98-1442745				Clinica Vespuccio S.A.	CHL	NIA	Inversiones Clinicas Santa Maria S.A.	Ownership	100.000	UnitedHealth Group Incorporated		
		00000	20-2236024				Clinton Partners, LLC	MI	NIA	HRS-SCA Holdings, LLC	Influence	51.780	UnitedHealth Group Incorporated		5
		00000	98-1350671				CLISA - Clinica de Santo Antonio, S.A.	PRT	NIA	Lusíadas, SGPS, S.A.	Ownership	100.000	UnitedHealth Group Incorporated		

ANNUAL STATEMENT FOR THE YEAR 2018 OF THE AmeriChoice of New Jersey, Inc.

**SCHEDULE Y**

**PART 1A - DETAIL OF INSURANCE HOLDING COMPANY SYSTEM**

1	2	3	4	5	6	7	8	9	10	11	12	13	14	15	16
Group Code	Group Name	NAIC Company Code	ID Number	Federal RSSD	CIK	Name of Securities Exchange if Publicly Traded (U.S. or International)	Names of Parent, Subsidiaries Or Affiliates	Domi-ciliary Location	Relation-ship to Reporting Entity	Directly Controlled by (Name of Entity/Person)	Type of Control (Ownership, Board, Management, Attorney-in-Fact, Influence, Other)	If Control is Owner-ship Provide Per-centage	Ultimate Controlling Entity(ies)/P person(s)	Is an SCA Filing Re-quired? (Y/N)	*
		00000	98-1337968				OMO - Centro Médico de Oftalmologia S/S Ltda.	BRA	NIA	Hospital Alvorada de Taguatinga Ltda.	Ownership	99.000	UnitedHealth Group Incorporated		
		00000	98-1337968				OMO - Centro Médico de Oftalmologia S/S Ltda.	BRA	NIA	Lotten-Eyes Oftalmologia Clínica e Cirurgica Ltda.	Ownership	1.000	UnitedHealth Group Incorporated		
		00000	98-1277015				OMS - Central de Manipulação e Serviços Farmacêuticos S.A.	BRA	NIA	COI - Clínicas Oncológicas Integradas S.A.	Ownership	100.000	UnitedHealth Group Incorporated		
		00000	71-0873411				ONIC Health Solutions, Inc.	CO	NIA	Rocky Mountain Health Maintenance Organization, Incorporated	Ownership	100.000	UnitedHealth Group Incorporated		
		00000	56-2674371				Coachella Valley Physicians of PrimeCare, Inc.	CA	NIA	PrimeCare Medical Network, Inc.	Ownership	100.000	UnitedHealth Group Incorporated		
		00000	27-1193028				Coalition for Advanced Pharmacy Services, Inc.	DE	NIA	OptumRx Health Solutions, LLC	Ownership	93.266	UnitedHealth Group Incorporated		
		00000	27-1193028				Coalition for Advanced Pharmacy Services, Inc.	DE	NIA	OptumRx PBM of Maryland, LLC	Ownership	5.341	UnitedHealth Group Incorporated		
		00000	27-1193028				Coalition for Advanced Pharmacy Services, Inc.	DE	NIA	Optum Hospice Pharmacy Services, LLC	Ownership	1.277	UnitedHealth Group Incorporated		
		00000	27-1193028				Coalition for Advanced Pharmacy Services, Inc.	DE	NIA	OptumRx Home Delivery of Ohio, LLC	Ownership	0.116	UnitedHealth Group Incorporated		
		00000	98-1276040				OOI - Clínicas Oncológicas Integradas S.A.	BRA	NIA	OOI Participações S.A.	Ownership	100.000	UnitedHealth Group Incorporated		
		00000	98-1275801				OOI Participações S.A.	BRA	NIA	S.A.	Ownership	89.102	UnitedHealth Group Incorporated		2
		00000	27-2337616				Collaborative Care Holdings, LLC	DE	NIA	OptumHealth Holdings, LLC	Ownership	100.000	UnitedHealth Group Incorporated		
		00000	27-2337487				Collaborative Care Services, Inc.	DE	NIA	Collaborative Care Holdings, LLC	Ownership	100.000	UnitedHealth Group Incorporated		
		00000	45-2614005				Collaborative Realty, LLC	NY	NIA	Collaborative Care Holdings, LLC	Ownership	100.000	UnitedHealth Group Incorporated		
		00000	84-1160450				Colomedia Medicina Prepagada	COL	NIA	Banmedica S.A.	Ownership	76.270	UnitedHealth Group Incorporated		2
		00000	11-3647007				Colorado Springs Surgery Center, Ltd.	CO	NIA	SCA-Colorado Springs, LLC	Ownership	56.000	UnitedHealth Group Incorporated		2
		00000	06-1592173				Comfort Care Transportation, LLC	TX	NIA	WellMed Medical Management, Inc.	Ownership	100.000	UnitedHealth Group Incorporated		
		00000	26-1313646				Connecticut Surgery Center, Limited Partnership	CT	NIA	Connecticut Surgical Center, LLC	Ownership	51.000	UnitedHealth Group Incorporated		2
		00000	06-1156342				Connecticut Surgery Properties, LLC	DE	NIA	Connecticut Surgical Center, LLC	Ownership	100.000	UnitedHealth Group Incorporated		
		00000	98-1448720				Connecticut Surgical Center, LLC	DE	NIA	Surgical Care Affiliates, LLC	Ownership	73.039	UnitedHealth Group Incorporated		2
		00000	20-0231080				Construtora e Imobiliária Nagapog S.A.	CH	NIA	Banmedica S.A.	Ownership	99.900	UnitedHealth Group Incorporated		
		00000	20-2595593				Construtora e Imobiliária Nagapog S.A.	CH	NIA	Imobiliária Apoiando 3600 Ltda.	Ownership	0.100	UnitedHealth Group Incorporated		
		00000	26-0080565				Consumer Wellness Solutions, Inc.	DE	NIA	Optum Services, Inc.	Ownership	100.000	UnitedHealth Group Incorporated		
		00000	63-1263704				Corpus Christi Endoscopy Center, L.L.P.	TX	NIA	SCA Pacific Holdings, Inc.	Influence	18.500	UnitedHealth Group Incorporated		5
		00000	82-1436601				Country Scan Ltda.	COL	NIA	Patrimonio Autónomo Nueva Clínica - PANC.	Ownership	51.800	UnitedHealth Group Incorporated		2
		00000	98-1460401				Cypress Care, Inc.	DE	NIA	Healthcare Solutions, Inc.	Ownership	100.000	UnitedHealth Group Incorporated		
		00000	98-1460347				Danbury Surgical Center, L.P.	GA	NIA	SCA Danbury Surgical Center, LLC	Ownership	50.419	UnitedHealth Group Incorporated		2
		00000	98-1460347				David Moen, M.D. P.C.	NY	OTH	Orthology, Inc.	Influence	0.000	UnitedHealth Group Incorporated		4
		00000	98-1460347				David R. Ferrelli, M.D., P.C.	NY	OTH	Physician(s) owned	Influence	0.000	UnitedHealth Group Incorporated		4
		00000	98-1460347				Day-Op Center of Long Island Inc.	NY	OTH	Physician(s) owned	Influence	0.000	UnitedHealth Group Incorporated		4
		00000	98-1460347				Day-Op Surgery Consulting Company, LLC	DE	NIA	ProHEALTH Medical Management, LLC	Ownership	100.000	UnitedHealth Group Incorporated		
		00000	98-1460347				DBP Services of New York IPA, Inc.	NY	NIA	Dental Benefit Providers, Inc.	Ownership	100.000	UnitedHealth Group Incorporated		
		00000	98-1460347				Dental Benefit Providers of California, Inc.	CA	IA	Dental Benefit Providers, Inc.	Ownership	100.000	UnitedHealth Group Incorporated		
0707	UnitedHealth Group Incorporated	52053	36-408355				Dental Benefit Providers of Illinois, Inc.	IL	IA	Dental Benefit Providers, Inc.	Ownership	100.000	UnitedHealth Group Incorporated		
		00000	41-2014834				Dental Benefit Providers, Inc.	DE	NIA	United HealthCare Services, Inc.	Ownership	100.000	UnitedHealth Group Incorporated		
		00000	47-0826556				Denton Surgery Center, LLC	TX	NIA	THR-SCA Holdings, LLC	Influence	63.995	UnitedHealth Group Incorporated		5
		00000	98-1436601				Derry Surgical Center, LLC	NH	NIA	SCA-Derry, LLC	Ownership	71.000	UnitedHealth Group Incorporated		2
		00000	98-1460401				Diagnóstico Ecotomográfico Centromed Ltda.	CH	NIA	Administradora Médica Centromed S.A.	Ownership	50.000	UnitedHealth Group Incorporated		2
		00000	98-1460347				Diagnóstico por Imágenes Centromed Ltda.	CH	NIA	Administradora Médica Centromed S.A.	Ownership	93.340	UnitedHealth Group Incorporated		
		00000	98-1460347				Diagnóstico por Imágenes Centromed Ltda.	CH	NIA	Centromed Quiipú S.A.	Ownership	6.660	UnitedHealth Group Incorporated		
		00000	33-0292435				Digestive Disease Center, L.P.	CA	NIA	Beach Surgical Holdings LLC	Influence	51.000	UnitedHealth Group Incorporated		5

ANNUAL STATEMENT FOR THE YEAR 2018 OF THE AmeriChoice of New Jersey, Inc.

**SCHEDULE Y**

**PART 1A - DETAIL OF INSURANCE HOLDING COMPANY SYSTEM**

1	2	3	4	5	6	7	8	9	10	11	12	13	14	15	16
Group Code	Group Name	NAIC Company Code	ID Number	Federal RSSD	CIK	Name of Securities Exchange if Publicly Traded (U.S. or International)	Names of Parent, Subsidiaries Or Affiliates	Domi-ciliary Location	Relation-ship to Reporting Entity	Directly Controlled by (Name of Entity/Person)	Type of Control (Ownership, Board, Management, Attorney-in-Fact, Influence, Other)	If Control is Ownership Provide Percentage	Ultimate Controlling Entity(ies)/Person(s)	Is an SCA Filing Required? (Y/N)	*
		00000	98-1285782				DiIab Medicina Nuclear Ltda.	BRA	NIA	Echo - Empresa de Serviços Hospitalares S.A.	Ownership	95.000	UnitedHealth Group Incorporated		2
		00000	30-023641				Distance Learning Network, Inc.	DE	NIA	OptunHealth Holdings, LLC	Ownership	100.000	UnitedHealth Group Incorporated		
		00000					Doctor + S.A.C.	PER	NIA	Pacifico S.A. Entidad Prestadora de Salud	Ownership	99.900	UnitedHealth Group Incorporated		1
		00000	82-528483				Dry Creek Surgery Center, LLC	CO	NIA	SCA-DRY CREEK, LLC	Ownership	55.000	UnitedHealth Group Incorporated		2
		00000	82-5181311				DTC Surgery Center, LLC	CO	NIA	SCA-DTC Holdings, LLC	Ownership	55.000	UnitedHealth Group Incorporated		2
		00000	27-2103713				Dublin Surgery Center, LLC	OH	NIA	SCA-Dublin, LLC	Ownership	53.657	UnitedHealth Group Incorporated		2
		00000					Duncan Printing Services, LLC	SC	NIA	UnitedHealthcare Insurance Company	Ownership	100.000	UnitedHealth Group Incorporated		
		00000	04-3108404				Durable Medical Equipment, Inc.	WA	DTH	Physician(s) owned	Influence	0.000	UnitedHealth Group Incorporated		4
		00000	99-3625966				DWIC of Tampa Bay, Inc.	FL	NIA	MedExpress Development, LLC	Ownership	100.000	UnitedHealth Group Incorporated		
		00000	99-3705426				E Street Endoscopy, LLC	FL	NIA	West Coast Endoscopy Holdings, LLC	Ownership	51.000	UnitedHealth Group Incorporated		2
		00000	95-4680712				Ear Professionals International Corporation	DE	NIA	Specialty Benefits, LLC	Ownership	100.000	UnitedHealth Group Incorporated		
		00000	02-0593133				East Brunswick Surgery Center, LLC	NJ	NIA	ASC Holdings of New Jersey, LLC	Ownership	51.000	UnitedHealth Group Incorporated		2
		00000	71-0923682				eCode Solutions, LLC	DE	NIA	Surgical Care Affiliates, LLC	Ownership	100.000	UnitedHealth Group Incorporated		
		00000	84-1162764				Electronic Network Systems, Inc.	DE	NIA	Optuminsight, Inc.	Ownership	100.000	UnitedHealth Group Incorporated		
		00000	98-1339173				Elual Participações S.A.	BRA	NIA	Anil Assistência Médica Internacional S.A.	Ownership	60.000	UnitedHealth Group Incorporated		
		00000	98-1339173				Elual Participações S.A.	BRA	NIA	Echo - Empresa de Serviços Hospitalares S.A.	Ownership	40.000	UnitedHealth Group Incorporated		
		00000					Empire Physician Management Company, LLC	CA	NIA	North American Medical Management California, Inc.	Ownership	100.000	UnitedHealth Group Incorporated		
		00000	33-0181426				Empire Physicians' Medical Group, Inc.	CA	NIA	NAM Medical Group Holdings, Inc.	Influence	100.000	UnitedHealth Group Incorporated		5
		00000					Emprenédica S. A.	PER	NIA	Banmedica S.A.	Ownership	99.990	UnitedHealth Group Incorporated		1
		00000	47-3495605				Endoscopy Center Affiliates, Inc.	DE	NIA	National Surgery Centers, LLC	Ownership	100.000	UnitedHealth Group Incorporated		
		00000					EP Campus I, LLC	DE	NIA	UnitedHealthcare Insurance Company	Ownership	100.000	UnitedHealth Group Incorporated		
		00000					Esho - Empresa de Serviços Hospitalares S.A.	BRA	NIA	Anil Assistência Médica Internacional S.A.	Ownership	99.667	UnitedHealth Group Incorporated		2
		00000					Etho - Empresa de Tecnologia Hospitalar Ltda.	BRA	NIA	Anil Assistência Médica Internacional S.A.	Ownership	90.060	UnitedHealth Group Incorporated		2
		00000	98-1122399				Evercare Collaborative Solutions, Inc.	DE	NIA	Ovations, Inc.	Ownership	100.000	UnitedHealth Group Incorporated		
		00000	98-0964571				Excellion Serviços Biomédicos Ltda.	BRA	NIA	Echo - Empresa de Serviços Hospitalares S.A.	Ownership	99.990	UnitedHealth Group Incorporated		2
		00000	98-1111239				Excellion Serviços Biomédicos Ltda.	BRA	NIA	Comed Care - Empresa de Atendimento Clínico	Ownership	0.000	UnitedHealth Group Incorporated		2
		00000	98-1111239				Executive Health Resources, Inc.	PA	NIA	Optuminsight, Inc.	Ownership	100.000	UnitedHealth Group Incorporated		
		00000	30-0701899				Executive Surgery Center, LLC	TX	NIA	SCA-Houston Executive, LLC	Ownership	54.090	UnitedHealth Group Incorporated		2
		00000	98-1259260				Exploration for Mine Clearance LLC	JRO	NIA	UnitedHealthcare Global Medical (UK) Limited	Ownership	100.000	UnitedHealth Group Incorporated		
		00000	98-0223385				Family Health Care Services	NV	NIA	Sierra Health Services, Inc.	Ownership	100.000	UnitedHealth Group Incorporated		
		00000	98-0257036				Family Home Hospice, Inc.	NV	NIA	Sierra Health Services, Inc.	Ownership	100.000	UnitedHealth Group Incorporated		
		00000					Fayetteville Ambulatory Surgery Center, L.P.	NC	NIA	NSC Fayetteville, LLC	Influence	46.244	UnitedHealth Group Incorporated		5
		00000	56-1754482				Florence Surgery Center, L.P.	TN	NIA	SCA-Florence, LLC	Influence	30.000	UnitedHealth Group Incorporated		5
		00000	82-551098				Florida MedTrans Network LLC	FL	NIA	Florida MedTrans Network MSO LLC	Ownership	100.000	UnitedHealth Group Incorporated		
		00000	32-0432993				Florida MedTrans Network MSO LLC	FL	NIA	National MedTrans, LLC	Ownership	100.000	UnitedHealth Group Incorporated		
		00000	36-4778512				FMG Holdings, LLC	DE	NIA	UnitedHealth Group Incorporated	Ownership	98.710	UnitedHealth Group Incorporated		
		00000	35-2456267				FMG Holdings, LLC	DE	NIA	Hygeia Corporation	Ownership	1.290	UnitedHealth Group Incorporated		
		00000	86-0908902				For Health of Arizona, Inc.	AZ	NIA	For Health, Inc.	Ownership	100.000	UnitedHealth Group Incorporated		
		00000	33-0786617				For Health, Inc.	DE	NIA	Inspiris, Inc.	Ownership	100.000	UnitedHealth Group Incorporated		
		00000	68-0088542				Fort Sutter Medical Building, a California Limited Partnership	CA	NIA	Surgery Centers-West Holdings, LLC	Influence	4.500	UnitedHealth Group Incorporated		5
		00000	77-0368346				Fort Worth Endoscopy Centers, LLC	TX	NIA	THR-SCA Holdings, LLC	Influence	51.000	UnitedHealth Group Incorporated		5
		00000	27-0695411				Fortify Technologies, LLC	IN	NIA	Savvysherpa, LLC	Ownership	100.000	UnitedHealth Group Incorporated		
		00000	20-3412606				Franklin Surgical Center, LLC	NJ	NIA	SCA-Franklin, LLC	Ownership	54.290	UnitedHealth Group Incorporated		2

ANNUAL STATEMENT FOR THE YEAR 2018 OF THE AmeriChoice of New Jersey, Inc.

**SCHEDULE Y**

**PART 1A - DETAIL OF INSURANCE HOLDING COMPANY SYSTEM**

1	2	3	4	5	6	7	8	9	10	11	12	13	14	15	16
Group Code	Group Name	NAIC Company Code	ID Number	Federal RSSD	CIK	Name of Securities Exchange if Publicly Traded (U.S. or International)	Names of Parent, Subsidiaries Or Affiliates	Domi-ciliary Location	Relation-ship to Reporting Entity	Directly Controlled by (Name of Entity/Person)	Type of Control (Ownership, Board, Management, Attorney-in-Fact, Influence, Other)	If Control is Ownership Provide Percentage	Ultimate Controlling Entity(ies)/Person(s)	Is an SCA Filing Required? (Y/N)	*
		00000	82-3453993				Freeway Surgicenter of Houston, LLC	TX	NIA	SCA-Freeway Holdings, LLC	Ownership	59.320	UnitedHealth Group Incorporated		2
		00000	99-1172769				Frontier Medx Tanzania Limited	JZA	NIA	UnitedHealthcare Global Medical (UK) Limited	Ownership	99.000	UnitedHealth Group Incorporated		2
		00000	88-0679514				FrontierMEDX (RMS), Inc.	DE	NIA	FMG Holdings, LLC	Ownership	100.000	UnitedHealth Group Incorporated		
		00000	45-5339512				FrontierMEDX Government Services, LLC	DE	NIA	FMG Holdings, LLC	Ownership	100.000	UnitedHealth Group Incorporated		
		00000	98-1147103				FrontierMEDX Kenya Limited	KEN	NIA	UnitedHealthcare Global Medical (UK) Limited	Ownership	99.900	UnitedHealth Group Incorporated		
		00000	98-1147103				FrontierMEDX Kenya Limited	KEN	NIA	UnitedHealthcare International I.B.V. UnitedHealthcare Global Medical (UK) Limited	Ownership	0.100	UnitedHealth Group Incorporated		
		00000	98-1101521				FrontierMEDX Limited	JRO	NIA	UnitedHealthcare Global Medical (UK) Limited	Ownership	100.000	UnitedHealth Group Incorporated		
		00000	33-1219808				FrontierMEDX US, Inc.	DE	NIA	FMG Holdings, LLC	Ownership	100.000	UnitedHealth Group Incorporated		
		00000	52-2230470				FrontierMEDX, Inc.	IN	NIA	FrontierMEDX US, Inc.	Ownership	100.000	UnitedHealth Group Incorporated		
		00000					Fundación Bannédica	CHL	NIA	Bannédica S.A.	Ownership	100.000	UnitedHealth Group Incorporated		
		00000	63-0833765				Gadsden Surgery Center, LLC	DE	NIA	SC Affiliates, LLC	Ownership	100.000	UnitedHealth Group Incorporated		
		00000	62-1488653				Gadsden Surgery Center, Ltd.	AL	NIA	Gadsden Surgery Center, LLC	Ownership	58.500	UnitedHealth Group Incorporated		2
		00000	82-1600268				Gainesville Surgery Center, L.P.	TN	NIA	SCA-Northeast Georgia Health, LLC	Ownership	87.000	UnitedHealth Group Incorporated		2
		00000					Gainesville Surgery Properties, LLC	DE	NIA	Gainesville Surgery Center, L.P.	Ownership	100.000	UnitedHealth Group Incorporated		
		00000	46-1615328				Geisinger-SCA Holdings, LLC	DE	NIA	SCA Pennsylvania Holdings, LLC	Influence	49.000	UnitedHealth Group Incorporated		5
		00000	27-0596097				Genoa Healthcare LLC	PA	NIA	Specialized Pharmaceuticals, Inc.	Ownership	100.000	UnitedHealth Group Incorporated		
		00000	47-3851949				Genoa Healthcare, Inc.	DE	NIA	OptumRx Holdings, LLC	Ownership	100.000	UnitedHealth Group Incorporated		
		00000	20-5009764				Genoa of Arkansas, LLC	AR	NIA	Genoa Healthcare LLC	Ownership	100.000	UnitedHealth Group Incorporated		
		00000					Genoa Technology (Canada) Inc.	CAN	NIA	Genoa Technology, Inc.	Ownership	100.000	UnitedHealth Group Incorporated		
		00000	38-4034308				Genoa Technology, Inc.	DE	NIA	Genoa Healthcare LLC	Ownership	100.000	UnitedHealth Group Incorporated		
		00000	45-3010132				Genoa Telepsychiatry, Inc.	DE	NIA	Genoa Healthcare LLC	Ownership	100.000	UnitedHealth Group Incorporated		
		00000	81-4703295				Genoa, QOL Wholesale, LLC	DE	NIA	Genoa Healthcare LLC	Ownership	100.000	UnitedHealth Group Incorporated		
		00000	37-0920164				gethealthinsurance.com Agency Inc.	IN	NIA	Golden Rule Financial Corporation	Ownership	100.000	UnitedHealth Group Incorporated		
		00000	65-1025514				Gladiolus Surgery Center, LLC	FL	NIA	SCA-Gladiolus, LLC	Influence	45.981	UnitedHealth Group Incorporated		5
		00000	47-3495605				GLBESC, LLC	DE	NIA	Beach Surgical Holdings LLC	Influence	51.280	UnitedHealth Group Incorporated		5
		00000	33-0595220				Glenwood Surgical Center, L.P.	CA	NIA	Glenwood-SC, Inc.	Ownership	45.070	UnitedHealth Group Incorporated		2
		00000	62-1601450				Glenwood-SC, Inc.	TN	NIA	SC Affiliates, LLC	Ownership	100.000	UnitedHealth Group Incorporated		
		00000	98-1260839				GLGC Medical Ltd.	CAN	NIA	UnitedHealthcare Global Canada Limited	Influence	49.000	UnitedHealth Group Incorporated		5
		00000	20-3420886				Golden Outlook, Inc.	CA	NIA	Collaborative Care Holdings, LLC	Ownership	100.000	UnitedHealth Group Incorporated		
		00000	37-0853360				Golden Rule Financial Corporation	DE	NIA	UnitedHealth Group Incorporated	Ownership	100.000	UnitedHealth Group Incorporated		
.0707	UnitedHealth Group Incorporated	62286	37-6028756	3367283			Golden Rule Insurance Company	IN	NIA	Golden Rule Financial Corporation	Ownership	100.000	UnitedHealth Group Incorporated		
		00000	33-0529450				Golden Triangle Surgicenter, L.P.	CA	NIA	Surgery Centers-West Holdings, LLC	Ownership	72.000	UnitedHealth Group Incorporated		2
		00000	52-1597483				Grandview Surgery Center, LTD.	PA	NIA	Camp Hill Ambulatory Centers	Influence	41.993	UnitedHealth Group Incorporated		5
		00000	93-1237063				GRANTS PASS SURGERY CENTER, LLC	OR	NIA	SCA-GRANTS PASS, LLC	Ownership	51.000	UnitedHealth Group Incorporated		2
		00000	81-4648930				Greater New Haven ASC, LLC	CT	NIA	SCA-Handen, LLC	Influence	20.830	UnitedHealth Group Incorporated		5
		00000	27-2337725				Greater Phoenix Collaborative Care, P.C.	AZ	OTH	Physician(s) owned	Influence	0.000	UnitedHealth Group Incorporated		4
		00000	27-2337725				Greater Phoenix Collaborative Care, P.C.	AZ	OTH	Collaborative Care Holdings, LLC	Influence	0.000	UnitedHealth Group Incorporated		4
		00000	36-4053840				Greensboro Specialty Surgery Center, LLC	NC	NIA	NSC Greensboro West, LLC	Influence	50.100	UnitedHealth Group Incorporated		5
		00000	74-2411643				Greenville Surgery Center, LLC	TX	NIA	THR-SCA Holdings, LLC	Influence	57.500	UnitedHealth Group Incorporated		5
		00000	33-0749339				Grossmont Surgery Center, L.P.	CA	NIA	Medical Surgical Centers of America, Inc.	Influence	33.280	UnitedHealth Group Incorporated		5
		00000	33-0749339				Grossmont Surgery Center, L.P.	CA	NIA	SunSurgery, LLC	Influence	1.000	UnitedHealth Group Incorporated		5
		00000	01-0619096				Grove Place Surgery Center, L.L.C.	FL	NIA	SCA-Grove Place, LLC	Ownership	52.580	UnitedHealth Group Incorporated		2
		00000	98-0213199				H&W Indiana (SPC), Ltd.	DYW	NIA	UnitedHealth Group Incorporated	Ownership	100.000	UnitedHealth Group Incorporated		
.0707	UnitedHealth Group Incorporated	00000	28-1227494				H.I. Investments Holding Company, LLC	DE	NIA	Health Inventures, LLC	Ownership	100.000	UnitedHealth Group Incorporated		
		00000	35-1279304				Harken Health Insurance Company	WI	IA	UnitedHealthcare, Inc.	Ownership	100.000	UnitedHealth Group Incorporated		
		00000	58-2065044				Hawthorn Place Outpatient Surgery Center, L.P.	GA	NIA	SHC Hawthorn, Inc.	Influence	38.000	UnitedHealth Group Incorporated		5
		00000	27-4579547				Hays Surgery Center, LLC	TX	NIA	SCA Hays Holdings, LLC	Influence	27.270	UnitedHealth Group Incorporated		5
		00000					hCentive, Inc.	DE	NIA	Optum Government Solutions, Inc.	Ownership	100.000	UnitedHealth Group Incorporated		
		00000	20-5944768				Health Inventures Employment Solutions, LLC	DE	NIA	Health Inventures, LLC	Ownership	100.000	UnitedHealth Group Incorporated		
		00000	04-3720990				Health Inventures, LLC	DE	NIA	SC Affiliates, LLC	Ownership	100.000	UnitedHealth Group Incorporated		

ANNUAL STATEMENT FOR THE YEAR 2018 OF THE AmeriChoice of New Jersey, Inc.

**SCHEDULE Y**  
**PART 1A - DETAIL OF INSURANCE HOLDING COMPANY SYSTEM**

1	2	3	4	5	6	7	8	9	10	11	12	13	14	15	16
Group Code	Group Name	NAIC Company Code	ID Number	Federal RSSD	CIK	Name of Securities Exchange if Publicly Traded (U.S. or International)	Names of Parent, Subsidiaries Or Affiliates	Domi-ciliary Location	Relation-ship to Reporting Entity	Directly Controlled by (Name of Entity/Person)	Type of Control (Ownership, Board, Management, Attorney-in-Fact, Influence, Other)	If Control is Ownership Provide Percentage	Ultimate Controlling Entity(ies)/Person(s)	Is an SCA Filing Required? (Y/N)	*
0707	UnitedHealth Group Incorporated	00000	98-0153069				Health Net Services (Cayman) PIC	CYM	NIA	H&M Indemnity (SPC) Ltd.	Ownership	100.000	UnitedHealth Group Incorporated		
		96342	98-0201035				Health Plan of Nevada, Inc.	NV	IA	Sierra Health Services, Inc.	Ownership	100.000	UnitedHealth Group Incorporated		
		00000	95-4763349				HealthAllies, Inc.	DE	NIA	OptumHealth Holdings, LLC	Ownership	100.000	UnitedHealth Group Incorporated		
		00000	77-0630060				Healthcare Solutions, Inc.	DE	NIA	OptumRx Administrative Services, LLC	Ownership	100.000	UnitedHealth Group Incorporated		
		00000	20-3349887				HealthEast Surgery Center-Maplewood, LLC	IN	NIA	H.I. Investments Holding Company, LLC	Influence	25.962	UnitedHealth Group Incorporated		5
		00000	98-1443161				HealthFirst IPA, Inc.	CO	NIA	New West Physicians, Inc.	Ownership	100.000	UnitedHealth Group Incorporated		
		00000					Help S.A.	CH	NIA	Banmedica S.A.	Ownership	100.000	UnitedHealth Group Incorporated		
		00000					Help Service S.A.	CH	NIA	Banmedica S.A.	Ownership	100.000	UnitedHealth Group Incorporated		
		00000					Hemonefro - Hemodialise e Nefrologia Ltda	BRA	NIA	S.A. Esho - Empresa de Servicos Hospitalares	Influence	28.500	UnitedHealth Group Incorporated		5
		00000	46-5291602				HFHS-SCA Holdings, LLC	MI	NIA	SC Affiliates, LLC	Influence	49.000	UnitedHealth Group Incorporated		5
		00000	94-1472832				Highlands Ranch Healthcare, LLC	CO	NIA	Urgent Care MSO, LLC	Ownership	100.000	UnitedHealth Group Incorporated		
		00000	98-1452260				Home Medical S.A.	CH	NIA	Help S.A.	Ownership	99.998	UnitedHealth Group Incorporated		
		00000	98-1452260				Home Medical S.A.	CH	NIA	Saden S.A.	Ownership	0.002	UnitedHealth Group Incorporated		
		00000					Homecare Dimensions of Florida, Inc.	TX	OTH	Well Med Networks, Inc.	Influence	0.000	UnitedHealth Group Incorporated		4
		00000					Homecare Dimensions, Inc.	TX	OTH	Well Med Networks, Inc.	Influence	0.000	UnitedHealth Group Incorporated		4
		00000	20-8910978				Hospice Inspiris Holdings, Inc.	TN	NIA	Inspiris, Inc.	Ownership	100.000	UnitedHealth Group Incorporated		4
		00000	98-1286038				Hospitais Associados de Pernambuco Ltda.	BRA	NIA	S.A. Esho - Empresa de Servicos Hospitalares	Ownership	100.000	UnitedHealth Group Incorporated		
		00000					Hospital Alvorada de Taguatinga Ltda.	BRA	NIA	S.A. Amil Assistencia Medica Internacional S.A.	Ownership	82.595	UnitedHealth Group Incorporated		2
		00000					Hospital Alvorada de Taguatinga Ltda.	BRA	NIA	Bosque Medical Center Ltda.	Ownership	9.310	UnitedHealth Group Incorporated		2
		00000					Hospital Alvorada de Taguatinga Ltda.	BRA	NIA	Hospital Samaritano de São Paulo Ltda.	Ownership	8.094	UnitedHealth Group Incorporated		2
		00000	98-1389272				Hospital Ana Costa S.A.	BRA	NIA	Plano de Saúde Ana Costa Ltda.	Ownership	98.670	UnitedHealth Group Incorporated		2
		00000	98-1389272				Hospital Ana Costa S.A.	BRA	NIA	Hospital Alvorada de Taguatinga Ltda.	Ownership	1.042	UnitedHealth Group Incorporated		2
		00000	98-1310065				Hospital de Clínicas de Jacarepaguá Ltda.	BRA	NIA	S.A. Esho - Empresa de Servicos Hospitalares	Ownership	100.000	UnitedHealth Group Incorporated		
		00000	98-1310065				Hospital de Clínicas de Jacarepaguá Ltda.	BRA	NIA	S.A. Esho - Empresa de Servicos Hospitalares	Ownership	0.000	UnitedHealth Group Incorporated		
		00000	98-1328324				Hospital Samaritano de São Paulo Ltda.	BRA	NIA	S.A. Esho - Empresa de Servicos Hospitalares	Ownership	99.990	UnitedHealth Group Incorporated		2
		00000	98-1328324				Hospital Samaritano de São Paulo Ltda.	BRA	NIA	Amico Saúde Ltda.	Ownership	0.000	UnitedHealth Group Incorporated		2
		00000	98-1332673				Hospital Santa Helena S.A.	BRA	NIA	Etual Participações S.A.	Ownership	65.210	UnitedHealth Group Incorporated		2
		00000	98-1332673				Hospital Santa Helena S.A.	BRA	NIA	S.A. Esho - Empresa de Servicos Hospitalares	Ownership	33.600	UnitedHealth Group Incorporated		2
		00000	26-2912304				Humedica, Inc.	DE	NIA	United HealthCare Services, Inc.	Ownership	100.000	UnitedHealth Group Incorporated		
		00000	36-4331825				Hygeia Corporation	DE	NIA	UnitedHealth International, Inc.	Ownership	100.000	UnitedHealth Group Incorporated		
		00000	98-1106075				Hygeia Corporation (Ontario)	CAN	NIA	UnitedHealth Group International L.P.	Ownership	100.000	UnitedHealth Group Incorporated		
		00000	45-4148032				IEC Holdings, LLC	IN	NIA	SCA IEC Holdings, LLC	Influence	49.000	UnitedHealth Group Incorporated		5
		00000	82-1341059				Illinois Independent Care Network	DE	NIA	Surgical Care Affiliates, LLC	Ownership	100.000	UnitedHealth Group Incorporated		
		00000	98-1122694				Imed Star - Servicos de Desempenho Organizacional Ltda.	BRA	NIA	Optum Health & Technology Servicos do Brasil Ltda.	Ownership	100.000	UnitedHealth Group Incorporated		
		00000	98-1122694				Imed Star - Servicos de Desempenho Organizacional Ltda.	BRA	NIA	UHG Brasil Participações S.A.	Ownership	0.000	UnitedHealth Group Incorporated		
		00000	20-4351923				Impel Consulting Experts, L.L.C.	TX	NIA	Impel Management Services, L.L.C.	Ownership	100.000	UnitedHealth Group Incorporated		
		00000	75-2574317				Impel Management Services, L.L.C.	TX	NIA	USMD Holdings, Inc.	Ownership	100.000	UnitedHealth Group Incorporated		
		00000	27-3296953				IN Style OPTICAL, LLC	MA	OTH	Physician(s) owned	Influence	0.000	UnitedHealth Group Incorporated		4
		00000	28-0711388				Indian River Surgery Properties, LLC	FL	NIA	Surgery Center of Vero Beach, Inc.	Ownership	100.000	UnitedHealth Group Incorporated		
		00000	45-4132005				Indiana Care Organization, LLC	IN	NIA	AHN Target Holdings, LLC	Ownership	100.000	UnitedHealth Group Incorporated		
		00000	62-1641102				Ingram & Associates, LLC	TN	NIA	Optum360, LLC	Ownership	100.000	UnitedHealth Group Incorporated		
		00000	33-0618077				Inland Faculty Medical Group, Inc.	CA	OTH	NAMM Medical Group Holdings, Inc.	Influence	0.000	UnitedHealth Group Incorporated		4
		00000	33-0018673				Inland Surgery Center, L.P.	CA	NIA	Redlands Ambulatory Surgery Center	Influence	51.000	UnitedHealth Group Incorporated		5
		00000					Imobiliária Apoiando 3001 S.A.	CH	NIA	Imobiliária Apoiando S.A.	Ownership	99.999	UnitedHealth Group Incorporated		
		00000					Imobiliária Apoiando 3001 S.A.	CH	NIA	Vida Tres Internacional S.A.	Ownership	0.001	UnitedHealth Group Incorporated		

ANNUAL STATEMENT FOR THE YEAR 2018 OF THE AmeriChoice of New Jersey, Inc.

**SCHEDULE Y**

**PART 1A - DETAIL OF INSURANCE HOLDING COMPANY SYSTEM**

1	2	3	4	5	6	7	8	9	10	11	12	13	14	15	16
Group Code	Group Name	NAIC Company Code	ID Number	Federal RSSD	CIK	Name of Securities Exchange if Publicly Traded (U.S. or International)	Names of Parent, Subsidiaries Or Affiliates	Domi-ciliary Location	Relation-ship to Reporting Entity	Directly Controlled by (Name of Entity/Person)	Type of Control (Ownership, Board, Management, Attorney-in-Fact, Influence, Other)	If Control is Owner-ship Provide Percentage	Ultimate Controlling Entity(ies)/Person(s)	Is an SCA Filing Re-quired? (Y/N)	*
		00000	98-1458683				Immobiliaria Apoquindo 3600 Ltda.	CH	..NIA	Banmedica S.A.	Ownership	99.700	UnitedHealth Group Incorporated		
		00000	98-1458683				Immobiliaria Apoquindo 3600 Ltda.	CH	..NIA	Immobiliaria Apoquindo 3001 S.A.	Ownership	0.300	UnitedHealth Group Incorporated		
		00000	98-1443174				Immobiliaria Apoquindo S.A.	CH	..NIA	Banmedica S.A.	Ownership	100.000	UnitedHealth Group Incorporated		
		00000	98-1458682				Immobiliaria Clínica Santa María S.A.	CH	..NIA	Banmedica S.A.	Ownership	99.433	UnitedHealth Group Incorporated		2
		00000	98-1454653				Immobiliaria e Inverstones Alameda S.A.	CH	..NIA	Banmedica S.A.	Ownership	99.980	UnitedHealth Group Incorporated		
		00000	98-1454653				Immobiliaria e Inverstones Alameda S.A.	CH	..NIA	Saden S.A.	Ownership	0.020	UnitedHealth Group Incorporated		
		00000	98-1460922				Immobiliaria Vilañed Ltda.	CH	..NIA	Administradora Médica Centromed S.A.	Ownership	99.900	UnitedHealth Group Incorporated		2
		00000	47-5640869				INOV8 Surgical at Memorial City, LLC	TX	..NIA	Memorial City Partners, LLC	Ownership	100.000	UnitedHealth Group Incorporated		
		00000	98-0482274				inPharmative, Inc.	IN	..NIA	OptunRx Health Solutions, LLC	Ownership	100.000	UnitedHealth Group Incorporated		
		00000	45-2583134				Inspiris Medical Services of New Jersey, P.C.	..NJ	..DTH	Physician(s) owned	Influence	0.000	UnitedHealth Group Incorporated		4
		00000	27-1561674				INSPIRIS of Michigan Medical Services, P.C.	..MI	..DTH	Physician(s) owned	Influence	0.000	UnitedHealth Group Incorporated		4
		00000	13-4138668				INSPIRIS of New York IPA, Inc.	..NY	..NIA	Inspiris, Inc.	Ownership	100.000	UnitedHealth Group Incorporated		
		00000	13-4138665				INSPIRIS of New York Management, Inc.	..NY	..NIA	Inspiris, Inc.	Ownership	100.000	UnitedHealth Group Incorporated		
		00000	13-4168739				INSPIRIS of New York Medical Services, P.C.	..NY	..DTH	Physician(s) owned	Influence	0.000	UnitedHealth Group Incorporated		4
		00000					INSPIRIS of Pennsylvania Medical Services, P.C.	..PA	..DTH	Physician(s) owned	Influence	0.000	UnitedHealth Group Incorporated		4
		00000	26-2885572				INSPIRIS of Texas Physician Group	..TX	..NIA	Optum Care Services Company	Ownership	100.000	UnitedHealth Group Incorporated		
		00000	33-0768366				Inspiris, Inc.	..DE	..NIA	Collaborative Care Holdings, LLC	Ownership	100.000	UnitedHealth Group Incorporated		
		00000	98-1452273				Inverstones Clínicas Santa María S.A.	CH	..NIA	Banmedica S.A.	Ownership	100.000	UnitedHealth Group Incorporated		
		00000	98-1448096				Isapre Banmedica S.A.	CH	..IA	Banmedica S.A.	Ownership	100.000	UnitedHealth Group Incorporated		
		00000					Isapre Vida Tres S.A.	CH	..IA	Banmedica S.A.	Ownership	100.000	UnitedHealth Group Incorporated		
		00000	20-5337793				Johnston Surgicare, L.P.	..RI	..NIA	Blackstone Valley Surgicare GP, LLC	Ownership	99.000	UnitedHealth Group Incorporated		
		00000	20-5337793				Johnston Surgicare, L.P.	..RI	..NIA	Surgery Center Holding, LLC	Ownership	1.000	UnitedHealth Group Incorporated		
		00000	74-2544709				Joliet Surgery Center Limited Partnership	..IL	..NIA	Surgicare of Joliet, Inc.	Ownership	54.030	UnitedHealth Group Incorporated		2
		00000	98-1456202				Laboratorio RDE S.A.	..PER	..NIA	Pacifico S.A. Entidad Prestadora de Salud	Ownership	99.990	UnitedHealth Group Incorporated		1
		00000					Laboratorios Médicos Amed Quilpué S.A.	..CH	..NIA	Centromed Quilpué S.A.	Ownership	99.900	UnitedHealth Group Incorporated		2
		00000	61-1028180				Lexington Surgery Center, Ltd.	..KY	..NIA	Surgery Center of Lexington, LLC	Influence	73.000	UnitedHealth Group Incorporated		5
		00000	36-3468942				LGH-A/GOLF ASTC, L.L.C.	..OH	..NIA	Advocate-SCA Partners, LLC	Influence	36.950	UnitedHealth Group Incorporated		5
		00000	81-4465348				Liberty Anesthesia Services, LLC	..IL	..NIA	Winchester Endoscopy, LLC	Ownership	51.000	UnitedHealth Group Incorporated		2
		00000					Lifeprint Accountable Care Organization, LLC	..DE	..NIA	Collaborative Care Holdings, LLC	Ownership	100.000	UnitedHealth Group Incorporated		
		00000	45-3143218				Lifeprint East, Inc.	..DE	..NIA	Collaborative Care Holdings, LLC	Ownership	100.000	UnitedHealth Group Incorporated		
		00000	27-2309024				Lifeprint Health, Inc.	..DE	..NIA	Collaborative Care Holdings, LLC	Ownership	100.000	UnitedHealth Group Incorporated		
		00000	98-1974851				Logistics Health, Inc.	..WI	..NIA	OptunHealth Holdings, LLC	Ownership	100.000	UnitedHealth Group Incorporated		
		00000	98-1337963				Lotten-Eyes Oftalmologia Clínica e Cirúrgica Ltda.	..BRA	..NIA	Hospital Alvorada de Taguatinga Ltda.	Ownership	99.990	UnitedHealth Group Incorporated		2
		00000	98-1337963				Lotten-Eyes Oftalmologia Clínica e Cirúrgica Ltda.	..BRA	..NIA	Echo - Empresa de Serviços Hospitalares S.A.	Ownership	0.000	UnitedHealth Group Incorporated		2
		00000	62-1179566				Louisville S.C., Ltd.	..KY	..NIA	Surgery Center of Louisville, LLC	Ownership	65.400	UnitedHealth Group Incorporated		2
		00000	62-1179538				Louisville-SC Properties, Inc.	..KY	..NIA	SC Affiliates, LLC	Ownership	100.000	UnitedHealth Group Incorporated		
		00000	36-4119519				Loyola Ambulatory Surgery Center at Oakbrook, Inc.	..IL	..NIA	ASC Network, LLC	Ownership	100.000	UnitedHealth Group Incorporated		
		00000	36-4119522				Loyola Ambulatory Surgery Center at Oakbrook, L.P.	..IL	..NIA	Loyola Ambulatory Surgery Center at Oakbrook, Inc.	Influence	45.000	UnitedHealth Group Incorporated		5
		00000	98-1137620				Lusíadas - Parcerias Cascais, S.A.	..PRT	..NIA	Lusíadas, SGPS, S.A.	Ownership	100.000	UnitedHealth Group Incorporated		
		00000	98-1139095				Lusíadas A.C.E.	..PRT	..NIA	Lusíadas, SGPS, S.A.	Ownership	55.000	UnitedHealth Group Incorporated		
		00000	98-1139095				Lusíadas A.C.E.	..PRT	..NIA	Lusíadas, S.A.	Ownership	20.000	UnitedHealth Group Incorporated		
		00000	98-1139095				Lusíadas A.C.E.	..PRT	..NIA	CLISA - Clínica de Santo António, S.A.	Ownership	10.000	UnitedHealth Group Incorporated		
		00000	98-1139095				Lusíadas A.C.E.	..PRT	..NIA	Lusíadas - Parcerias Cascais, S.A.	Ownership	10.000	UnitedHealth Group Incorporated		
		00000	98-1139095				Lusíadas A.C.E.	..PRT	..NIA	Clínica Médico Cirúrgica de Santa Tecla, S.A.	Ownership	5.000	UnitedHealth Group Incorporated		
		00000	98-1139099				Lusíadas, S.A.	..PRT	..NIA	Lusíadas, SGPS, S.A.	Ownership	100.000	UnitedHealth Group Incorporated		
		00000	98-1138570				Lusíadas, SGPS, S.A.	..PRT	..NIA	AML International	Ownership	100.000	UnitedHealth Group Incorporated		



ANNUAL STATEMENT FOR THE YEAR 2018 OF THE AmeriChoice of New Jersey, Inc.

**SCHEDULE Y**

**PART 1A - DETAIL OF INSURANCE HOLDING COMPANY SYSTEM**

1	2	3	4	5	6	7	8	9	10	11	12	13	14	15	16		
Group Code	Group Name	NAIC Company Code	ID Number	Federal RSSD	CIK	Name of Securities Exchange if Publicly Traded (U.S. or International)	Names of Parent, Subsidiaries Or Affiliates	Domiciliary Location	Relationship to Reporting Entity	Directly Controlled by (Name of Entity/Person)	Type of Control (Ownership, Board, Management, Attorney-in-Fact, Influence, Other)	If Control is Ownership Provide Percentage	Ultimate Controlling Entity(ies)/Person(s)	Is an SCA Filing Required? (Y/N)	*		
0707	UnitedHealth Group Incorporated	00000	82-2129787				WMSI Insurance Resources, LLC	MD	NIA	OneNet PPO, LLC	Ownership	100.000	UnitedHealth Group Incorporated				
		60321	82-1803283				WMSI Life and Health Insurance Company	MD	IA	United HealthCare Services, Inc.	Ownership	100.000	UnitedHealth Group Incorporated				
		00000	14-1782475				Managed Physical Network, Inc.	NV	NIA	OptumHealth Care Solutions, LLC	Ownership	100.000	UnitedHealth Group Incorporated				
		00000	20-2890404				March Holdings, Inc.	CA	NIA	Specialty Benefits, LLC	Ownership	100.000	UnitedHealth Group Incorporated				
		00000	95-4874334				March Vision Care Group, Incorporated	CA	OTH	California Spring Holdings, PC	Influence	0.000	UnitedHealth Group Incorporated				
		00000	27-3115058				March Vision Care IPA, Inc.	NY	OTH	California Spring Holdings, PC	Influence	0.000	UnitedHealth Group Incorporated				
		00000	20-3042852				March Vision Care, Inc.	CA	NIA	March Holdings, Inc.	Ownership	100.000	UnitedHealth Group Incorporated				
		00000	28-2837247				Marin Specialty Surgery Center, LLC	CA	NIA	MHV/SCA, LLC	Influence	51.000	UnitedHealth Group Incorporated		5		
		00000	28-2801943				Marin Surgery Holdings, Inc.	DE	NIA	SC Affiliates, LLC	Ownership	100.000	UnitedHealth Group Incorporated				
		00000	52-1456812				Maryland Ambulatory Centers	MD	NIA	Maryland-SCA Centers, LLC	Ownership	50.000	UnitedHealth Group Incorporated		2		
		00000	52-1401791				Maryland-SCA Centers, LLC	DE	NIA	SC Affiliates, LLC	Ownership	100.000	UnitedHealth Group Incorporated				
		00000	20-0815305				Massachusetts Assurance Co., Ltd.	CYD	NIA	Collaborative Care Holdings, LLC	Ownership	100.000	UnitedHealth Group Incorporated				
		00000	43-1967820				Massachusetts Avenue Surgery Center, LLC	MD	NIA	SCA-Bethesda, LLC	Ownership	56.690	UnitedHealth Group Incorporated		2		
		00000	82-1600267				Met-Rx Development, L.L.C.	TX	OTH	WellMed Networks, Inc.	Influence	0.000	UnitedHealth Group Incorporated				
		00000					McKenzie Surgery Center, L.P.	TN	NIA	SCA-Eugene, Inc.	Ownership	92.000	UnitedHealth Group Incorporated		2		
		0707	UnitedHealth Group Incorporated	00000	42-1741594				MD Ops, Inc.	CA	NIA	California, Inc.	Ownership	100.000	UnitedHealth Group Incorporated		
				96310	52-1169135				MD-Individual Practice Association, Inc.	MD	IA	United HealthCare Services, Inc.	Ownership	100.000	UnitedHealth Group Incorporated		
				00000	83-1183650				ME AHS UC LLC	DE	NIA	Urgent Care MSO, LLC	Ownership	70.000	UnitedHealth Group Incorporated		2
				00000	81-0936574				ME Urgent Care Nebraska, Inc.	NE	OTH	Physician(s) owned	Influence	0.000	UnitedHealth Group Incorporated		
				00000	98-1286220				Medalliance Net Ltda.	BRA	NIA	Optum Health & Technology Servicos do Brasil Ltda.	Ownership	100.000	UnitedHealth Group Incorporated		
00000	98-1286220						Medalliance Net Ltda.	BRA	NIA	UHG Brasil Participações S.A.	Ownership	0.000	UnitedHealth Group Incorporated				
00000	52-2178531						MEDEX Insurance Services, Inc.	MD	NIA	FrontierMEDEX, Inc.	Ownership	100.000	UnitedHealth Group Incorporated				
00000	20-3824377						MeExpress Development, LLC	FL	NIA	Urgent Care MSO, LLC	Ownership	100.000	UnitedHealth Group Incorporated				
00000	81-1265129						MeExpress Employed Services, Inc.	DE	OTH	Physician(s) owned	Influence	0.000	UnitedHealth Group Incorporated				
00000	81-4550969						MeExpress Primary Care Arizona P.C.	AZ	OTH	Physician(s) owned	Influence	0.000	UnitedHealth Group Incorporated				
00000	81-4605885						MeExpress Primary Care Kansas, P.A.	KS	OTH	Physician(s) owned	Influence	0.000	UnitedHealth Group Incorporated				
00000	82-3384324						MeExpress Primary Care Maryland, P.C.	MD	OTH	Physician(s) owned	Influence	0.000	UnitedHealth Group Incorporated				
00000	82-1096099						MeExpress Primary Care Massachusetts, P.C.	MA	OTH	Physician(s) owned	Influence	0.000	UnitedHealth Group Incorporated				
00000	81-4396738						MeExpress Primary Care Minnesota P.C.	MN	OTH	Physician(s) owned	Influence	0.000	UnitedHealth Group Incorporated				
00000	83-1077285						MeExpress Primary Care Oklahoma, P.C.	OK	OTH	Physician(s) owned	Influence	0.000	UnitedHealth Group Incorporated				
00000							MeExpress Primary Care South Carolina, P.C.										
00000	83-0764858						MeExpress Primary Care Virginia, P.C.	VA	OTH	Physician(s) owned	Influence	0.000	UnitedHealth Group Incorporated				
00000	82-3395792						MeExpress Primary Care West Virginia, Inc.	WV	OTH	Physician(s) owned	Influence	0.000	UnitedHealth Group Incorporated				
00000	82-4401181						MeExpress Primary Care Wisconsin, S.C.	WI	OTH	Physician(s) owned	Influence	0.000	UnitedHealth Group Incorporated				
00000	81-4563448						MeExpress Primary Care - New Jersey, P.C.	NJ	OTH	Physician(s) owned	Influence	0.000	UnitedHealth Group Incorporated				
00000	45-5388778						MeExpress Urgent Care - Northern New Jersey PC	NJ	OTH	Physician(s) owned	Influence	0.000	UnitedHealth Group Incorporated				
00000	83-2089623						MeExpress Urgent Care Alabama, LLC	AL	NIA	Urgent Care Holdings, Inc.	Ownership	100.000	UnitedHealth Group Incorporated				
00000	32-0533926						MeExpress Urgent Care Arizona, P.C.	AZ	OTH	Physician(s) owned	Influence	0.000	UnitedHealth Group Incorporated				
00000	81-4030280						MeExpress Urgent Care Arkansas, P.A.	AR	OTH	Physician(s) owned	Influence	0.000	UnitedHealth Group Incorporated				
00000	46-4348120						MeExpress Urgent Care California, P.C.	CA	OTH	Physician(s) owned	Influence	0.000	UnitedHealth Group Incorporated				
00000	82-0930142						MeExpress Urgent Care Connecticut, P.C.	CT	OTH	Physician(s) owned	Influence	0.000	UnitedHealth Group Incorporated				
00000	81-1956812						MeExpress Urgent Care Idaho, P.C.	ID	OTH	Physician(s) owned	Influence	0.000	UnitedHealth Group Incorporated				
00000	47-1135336						MeExpress Urgent Care Illinois, P.C.	IL	OTH	Physician(s) owned	Influence	0.000	UnitedHealth Group Incorporated				
00000	47-4308614						MeExpress Urgent Care Iowa, P.C.	IA	OTH	Physician(s) owned	Influence	0.000	UnitedHealth Group Incorporated				
00000	81-5353472						MeExpress Urgent Care Kansas, P.A.	KS	OTH	Physician(s) owned	Influence	0.000	UnitedHealth Group Incorporated				
00000	47-1919283						MeExpress Urgent Care Maine, Inc.	ME	NIA	Urgent Care Holdings, Inc.	Ownership	100.000	UnitedHealth Group Incorporated				
00000	82-1719888						MeExpress Urgent Care Minnesota P.C.	MN	OTH	Physician(s) owned	Influence	0.000	UnitedHealth Group Incorporated				
00000	81-1125396						MeExpress Urgent Care Missouri P.C.	MO	OTH	Physician(s) owned	Influence	0.000	UnitedHealth Group Incorporated				
00000	47-3132625						MeExpress Urgent Care New Hampshire, Inc.	NH	NIA	Urgent Care Holdings, Inc.	Ownership	100.000	UnitedHealth Group Incorporated				
00000	82-0631738						MeExpress Urgent Care North Carolina, P.C.	NC	OTH	Physician(s) owned	Influence	0.000	UnitedHealth Group Incorporated				

ANNUAL STATEMENT FOR THE YEAR 2018 OF THE AmeriChoice of New Jersey, Inc.

**SCHEDULE Y**

**PART 1A - DETAIL OF INSURANCE HOLDING COMPANY SYSTEM**

1	2	3	4	5	6	7	8	9	10	11	12	13	14	15	16
Group Code	Group Name	NAIC Company Code	ID Number	Federal RSSD	CIK	Name of Securities Exchange if Publicly Traded (U.S. or International)	Names of Parent, Subsidiaries Or Affiliates	Domi-ciliary Location	Relation-ship to Reporting Entity	Directly Controlled by (Name of Entity/Person)	Type of Control (Ownership, Board, Management, Attorney-in-Fact, Influence, Other)	If Control is Owner-ship Provide Per-centage	Ultimate Controlling Entity(ies)/Person(s)	Is an SCA Filing Re-quired? (Y/N)	*
		00000	20-2545363				MedExpress Urgent Care of Boynton Beach, LLC	FL	..NIA	MedExpress Development, LLC	Ownership	100.000	UnitedHealth Group Incorporated		
		00000	82-1919436				MedExpress Urgent Care Oregon, P.C.	OR	..DTH	Physician(s) owned	Influence	0.000	UnitedHealth Group Incorporated		.4
		00000	81-5362765				MedExpress Urgent Care Rhode Island, P.C.	RI	..DTH	Physician(s) owned	Influence	0.000	UnitedHealth Group Incorporated		.4
		00000	81-5380706				MedExpress Urgent Care South Carolina, P.C.	SC	..DTH	Physician(s) owned	Influence	0.000	UnitedHealth Group Incorporated		.4
		00000	47-5147441				MedExpress Urgent Care Texas, P.A.	TX	..DTH	Physician(s) owned	Influence	0.000	UnitedHealth Group Incorporated		.4
		00000	82-2443118				MedExpress Urgent Care Washington, P.C.	WA	..DTH	Physician(s) owned	Influence	0.000	UnitedHealth Group Incorporated		.4
		00000	81-4281678				MedExpress Urgent Care Wisconsin, S.C.	WI	..DTH	Physician(s) owned	Influence	0.000	UnitedHealth Group Incorporated		.4
		00000					MedExpress Urgent Care, Inc. - Ohio	OH	..NIA	Urgent Care Holdings, Inc.	Ownership	100.000	UnitedHealth Group Incorporated		
		00000	26-4546400				MedExpress Urgent Care, Inc. - West Virginia	WV	..DTH	Physician(s) owned	Influence	0.000	UnitedHealth Group Incorporated		.4
		00000	47-1804667				MedExpress Urgent Care, P.C. - Georgia	GA	..DTH	Physician(s) owned	Influence	0.000	UnitedHealth Group Incorporated		.4
		00000	90-0929572				MedExpress Urgent Care, P.C. - Indiana	IN	..DTH	Physician(s) owned	Influence	0.000	UnitedHealth Group Incorporated		.4
		00000	45-3461101				MedExpress Urgent Care, P.C. - Maryland	MD	..DTH	Physician(s) owned	Influence	0.000	UnitedHealth Group Incorporated		.4
		00000	47-1857908				MedExpress Urgent Care, P.C. - Massachusetts	MA	..DTH	Physician(s) owned	Influence	0.000	UnitedHealth Group Incorporated		.4
		00000	46-4793937				MedExpress Urgent Care, P.C. - Michigan	MI	..DTH	Physician(s) owned	Influence	0.000	UnitedHealth Group Incorporated		.4
		00000	47-1824365				MedExpress Urgent Care, P.C. - Oklahoma	OK	..DTH	Physician(s) owned	Influence	0.000	UnitedHealth Group Incorporated		.4
		00000	26-3750502				MedExpress Urgent Care, P.C. - Pennsylvania	PA	..DTH	Physician(s) owned	Influence	0.000	UnitedHealth Group Incorporated		.4
		00000	45-4973138				MedExpress Urgent Care, P.C. - Tennessee	TN	..DTH	Physician(s) owned	Influence	0.000	UnitedHealth Group Incorporated		.4
		00000	45-3123110				MedExpress Urgent Care, P.C. - Virginia	VA	..DTH	Physician(s) owned	Influence	0.000	UnitedHealth Group Incorporated		.4
		00000	83-1565124				MedExpress Urgent Care, P.S.C. - Kentucky	KY	..DTH	Physician(s) owned	Influence	0.000	UnitedHealth Group Incorporated		.4
		00000	45-5438856				MedExpress, Inc. - Delaware	DE	..DTH	Physician(s) owned	Influence	0.000	UnitedHealth Group Incorporated		.4
0707	UnitedHealth Group Incorporated	12756	20-3391186				Medica Health Plans of Florida, Inc.	FL	..IA	United HealthCare Services, Inc.	Ownership	100.000	UnitedHealth Group Incorporated		
0707	UnitedHealth Group Incorporated	12155	01-0788576				Medica HealthCare Plans, Inc.	FL	..IA	United HealthCare Services, Inc.	Ownership	100.000	UnitedHealth Group Incorporated		
		00000	75-2566987				Medical Clinic of North Texas, PLLC	TX	..DTH	Physician(s) owned	Influence	0.000	UnitedHealth Group Incorporated		.4
		00000					Medical Hilfe S.A.	CH	..NIA	Home Medical S.A.	Ownership	100.000	UnitedHealth Group Incorporated		
		00000	95-4708497				Medical Support Los Angeles, A Medical Corporation	CA	..DTH	Physician(s) owned	Influence	0.000	UnitedHealth Group Incorporated		.4
		00000	26-0636717				Medical Surgical Centers of America, Inc.	DE	..NIA	ASC Network, LLC	Ownership	100.000	UnitedHealth Group Incorporated		
		00000	32-0037402				Medical Transportation Services, LLC	FL	..NIA	United HealthCare Services, Inc.	Ownership	100.000	UnitedHealth Group Incorporated		
		00000	20-4635837				Medication Management Systems, Inc.	MN	..NIA	Genoa Healthcare LLC	Ownership	100.000	UnitedHealth Group Incorporated		
		00000	75-2515691				MedSynergies, LLC	DE	..NIA	Mustang Razorback Holdings, Inc.	Ownership	100.000	UnitedHealth Group Incorporated		
		00000	58-2101921				Melbourne Surgery Center, LLC	GA	..NIA	Surgical Care Partners of Melbourne, LLC	Ownership	100.000	UnitedHealth Group Incorporated		
		00000	82-4964787				Memorial City Holdings, LLC	DE	..NIA	SCA-Memorial City, LLC	Ownership	51.000	UnitedHealth Group Incorporated		2
		00000	82-3689933				Memorial City Partners, LLC	DE	..NIA	Memorial City Holdings, LLC	Ownership	51.000	UnitedHealth Group Incorporated		2
		00000	95-4688463				Memorial Healthcare IPA, GP	CA	..DTH	MHIPA Physician Two Holdco, A Medical Corporation	Influence	0.000	UnitedHealth Group Incorporated		.4
		00000	95-4688463				Memorial Healthcare IPA, GP	CA	..DTH	MH Physician Three Holdco, A Medical Corporation	Influence	0.000	UnitedHealth Group Incorporated		.4
		00000	26-1394069				MemorialCare Surgical Center at Orange Coast, LLC	CA	..NIA	Beach Surgical Holdings, LLC	Influence	51.000	UnitedHealth Group Incorporated		.5
		00000	20-3678259				MemorialCare Surgical Center at Saddleback, LLC	CA	..NIA	Beach Surgical Holdings, LLC	Influence	53.050	UnitedHealth Group Incorporated		.5
		00000	62-1590322				Memphis-SC, LLC	TN	..NIA	SCA-Shelby Development Corp.	Ownership	100.000	UnitedHealth Group Incorporated		
		00000	62-1590324				Memphis-SP, LLC	TN	..NIA	Shelby Surgery Properties, Inc.	Ownership	100.000	UnitedHealth Group Incorporated		
		00000	52-2303928				Metropolitan Medical Partners, LLC	MD	..NIA	SCA-Chevy Chase, LLC	Ownership	60.830	UnitedHealth Group Incorporated		2
		00000	20-8998927				Metropolitan Medical Transportation IPA, LLC	NY	..NIA	National MedTrans, LLC	Ownership	100.000	UnitedHealth Group Incorporated		
		00000	38-3861395				MGH/SCA, LLC	CA	..NIA	Marin Surgery Holdings, Inc.	Influence	49.000	UnitedHealth Group Incorporated		.5
		00000	27-2252446				MHC Real Estate Holdings, LLC	CA	..NIA	Monarch Management Services, Inc.	Ownership	100.000	UnitedHealth Group Incorporated		
		00000	90-0507474				MHOI, Inc.	CA	..DTH	Monarch HealthCare, A Medical Group, Inc.	Influence	0.000	UnitedHealth Group Incorporated		.4
		00000	36-4600281				MIAMI SURGERY CENTER, LLC	DE	..NIA	SCA-Doral, LLC	Ownership	50.180	UnitedHealth Group Incorporated		2
		00000	20-3464412				Midlands Orthopaedics Surgery Center, LLC	SC	..NIA	SCA-Midlands, LLC	Influence	49.000	UnitedHealth Group Incorporated		.5

ANNUAL STATEMENT FOR THE YEAR 2018 OF THE AmeriChoice of New Jersey, Inc.

SCHEDULE Y

PART 1A - DETAIL OF INSURANCE HOLDING COMPANY SYSTEM

1	2	3	4	5	6	7	8	9	10	11	12	13	14	15	16
Group Code	Group Name	NAIC Company Code	ID Number	Federal RSSD	CIK	Name of Securities Exchange if Publicly Traded (U.S. or International)	Names of Parent, Subsidiaries Or Affiliates	Domi-ciliary Location	Relation-ship to Reporting Entity	Directly Controlled by (Name of Entity/Person)	Type of Control (Ownership, Board, Management, Attorney-in-Fact, Influence, Other)	If Control is Ownership Provide Percentage	Ultimate Controlling Entity(ies)/Person(s)	Is an SCA Filing Re-quired? (Y/N)	*
		00000	20-810352				Midwest Center for Day Surgery, LLC	IL	NIA	Advocate-SCA Partners, LLC	Ownership	53.224	UnitedHealth Group Incorporated		2
		00000	83-0543458				Mile High SurgiCenter, LLC	CO	NIA	SCA-Mile High Holdings, LLC	Ownership	55.000	UnitedHealth Group Incorporated		2
		00000	27-2438806				Mississippi Surgery Holdings, LLC	DE	NIA	SCA Surgery Holdings, LLC	Ownership	100.000	UnitedHealth Group Incorporated		
		00000	46-3949705				MN Waypoint Sports Physical Therapy, Inc.	DE	NIA	Orthology, Inc.	Ownership	100.000	UnitedHealth Group Incorporated		
		00000	30-0445773				Mobile Medical Services, P.C.	NY	OTH	Physician(s) owned	Influence	0.000	UnitedHealth Group Incorporated		4
		00000	83-0883553				Mobile-SC, LTD.	AL	NIA	SCA-Mobile, LLC	Influence	33.000	UnitedHealth Group Incorporated		5
		00000	31-1191553				Modern Medical, Inc.	OH	NIA	Healthcare Solutions, Inc.	Ownership	100.000	UnitedHealth Group Incorporated		
		00000	22-3935634				Monarch Health Plan, Inc.	CA	OTH	Monarch HealthCare, A Medical Group, Inc.	Influence	0.000	UnitedHealth Group Incorporated		4
		00000	33-0587660				Monarch HealthCare, A Medical Group, Inc.	CA	OTH	Monarch HealthCare, A Medical Group, Inc.	Influence	0.000	UnitedHealth Group Incorporated		4
		00000	30-0606451				Monarch Hospice, LLC	CA	OTH	MHCH, Inc.	Influence	0.000	UnitedHealth Group Incorporated		4
		00000	45-3142852				Monarch Management Services, Inc.	DE	NIA	Collaborative Care Holdings, LLC	Ownership	100.000	UnitedHealth Group Incorporated		
		00000	52-1401868				Montgomery Surgery Center Limited Partnership	MD	NIA	Maryland Ambulatory Centers	Ownership	77.000	UnitedHealth Group Incorporated		2
		00000	81-1633705				NLA Management LLC	DE	NIA	Logistics Health, Inc.	Ownership	100.000	UnitedHealth Group Incorporated		
		00000	62-1506649				Mt. Pleasant Surgery Center, L.P.	TN	NIA	SCA-Mt. Pleasant, LLC	Ownership	98.000	UnitedHealth Group Incorporated		2
		00000	98-1285432				Multiangio Ltda.	BRA	NIA	S.A.	Ownership	53.000	UnitedHealth Group Incorporated		2
		00000	20-4209261				Muskogee Surgical Investors, LLC	OK	NIA	Surgery Center of Muskogee, LLC	Ownership	100.000	UnitedHealth Group Incorporated		
		00000	47-1935798				Mustang Razorback Holdings, Inc.	DE	NIA	Optuminsight, Inc.	Ownership	100.000	UnitedHealth Group Incorporated		
		00000	26-2564744				My Wellness Solutions, LLC	DE	NIA	OptumHealth Care Solutions, LLC	Ownership	100.000	UnitedHealth Group Incorporated		
		00000	20-3238839				NMM Holdings, Inc.	DE	NIA	Aveta Inc.	Ownership	100.000	UnitedHealth Group Incorporated		
		00000	56-2627070				NMM Medical Group Holdings, Inc.	CA	OTH	Physician(s) owned	Influence	0.000	UnitedHealth Group Incorporated		4
		00000	61-1627269				NMM IGH, Inc.	CA	OTH	Physician(s) owned	Influence	0.000	UnitedHealth Group Incorporated		4
		00000	62-1468431				Nashville-SCA Surgery Centers, Inc.	TN	NIA	SC Affiliates, LLC	Ownership	100.000	UnitedHealth Group Incorporated		4
		00000	47-2336925				National MedTrans, LLC	NY	NIA	Specialty Benefits, LLC	Ownership	100.000	UnitedHealth Group Incorporated		
0707	UnitedHealth Group Incorporated	95251	76-0196559				National Pacific Dental, Inc.	TX	IA	Dental Benefit Providers, Inc.	Ownership	100.000	UnitedHealth Group Incorporated		
		00000	36-3549627				National Surgery Centers, LLC	DE	NIA	Surgical Care Affiliates, LLC	Ownership	100.000	UnitedHealth Group Incorporated		
0707	UnitedHealth Group Incorporated	95123	65-0996107				Neighborhood Health Partnership, Inc.	FL	IA	UnitedHealthcare, Inc.	Ownership	100.000	UnitedHealth Group Incorporated		
		00000	20-4755277				Networkes, LLC	TN	NIA	Optum360 Solutions, LLC	Ownership	100.000	UnitedHealth Group Incorporated		
0707	UnitedHealth Group Incorporated	95758	88-0228572				Nevada Pacific Dental	NV	IA	Dental Benefit Providers, Inc.	Ownership	100.000	UnitedHealth Group Incorporated		
		00000	72-1267232				New Orleans Regional Physician Hospital Organization, L.L.C.	LA	NIA	UnitedHealthcare, Inc.	Ownership	100.000	UnitedHealth Group Incorporated		
		00000	84-1250135				New West Physicians, Inc.	CO	NIA	Newton Holdings, LLC	Ownership	100.000	UnitedHealth Group Incorporated		
		00000					Newton Holdings, LLC	DE	NIA	Collaborative Care Holdings, LLC	Ownership	80.100	UnitedHealth Group Incorporated		2
		00000	33-0673955				North American Medical Management California, Inc.	TN	NIA	NMM Holdings, Inc.	Ownership	100.000	UnitedHealth Group Incorporated		
		00000	27-2248103				North Dallas Surgical Center, LLC	DE	NIA	THR-SCA Holdings, LLC	Influence	51.000	UnitedHealth Group Incorporated		5
		00000	98-0245121				Northern Nevada Health Network, Inc.	NV	NIA	Sierra Health Services, Inc.	Ownership	100.000	UnitedHealth Group Incorporated		
		00000	63-1240728				Northern Rockies Surgery Center, L.P.	TN	NIA	Northern Rockies Surgicenter, Inc.	Ownership	51.000	UnitedHealth Group Incorporated		2
		00000	81-0398251				Northern Rockies Surgicenter, Inc.	MT	NIA	National Surgery Centers, LLC	Ownership	100.000	UnitedHealth Group Incorporated		
		00000	37-1007387				Northwest Surgicare, LLC	DE	NIA	Surgery Center Holding, LLC	Ownership	100.000	UnitedHealth Group Incorporated		
		00000	75-2494046				Northwest Surgicare, Ltd., an Illinois Limited Partnership	IL	NIA	Northwest Surgicare, LLC	Ownership	61.000	UnitedHealth Group Incorporated		2
		00000	56-1754480				NSC Fayetteville, LLC	DE	NIA	National Surgery Centers, LLC	Ownership	100.000	UnitedHealth Group Incorporated		
		00000	56-1775016				NSC Greensboro, LLC	DE	NIA	National Surgery Centers, LLC	Ownership	100.000	UnitedHealth Group Incorporated		
		00000	36-4210296				NSC Lancaster, LLC	DE	NIA	National Surgery Centers, LLC	Ownership	100.000	UnitedHealth Group Incorporated		
		00000	91-1553479				NSC Seattle, Inc.	WA	NIA	National Surgery Centers, LLC	Ownership	100.000	UnitedHealth Group Incorporated		
		00000	33-0812824				NSC Upland, LLC	DE	NIA	National Surgery Centers, LLC	Ownership	100.000	UnitedHealth Group Incorporated		
		00000	98-1454609				Oesa S.A.	CHL	NIA	Vidaintegra S.A.	Ownership	99.990	UnitedHealth Group Incorporated		
		00000	98-1454609				Oesa S.A.	CHL	NIA	Saden S.A.	Ownership	0.010	UnitedHealth Group Incorporated		
		00000	98-1456252				Oncocare S.A.C.	PER	NIA	Pacifico S.A. Entidad Prestadora de Salud	Ownership	80.000	UnitedHealth Group Incorporated		2
		00000	52-2129796				OneNet PPO, LLC	MD	NIA	UnitedHealthcare Insurance Company	Ownership	100.000	UnitedHealth Group Incorporated		
		00000	26-1914835				OPHTHALMOLOGY SURGERY CENTER OF DALLAS, LLC	TX	NIA	THR-SCA Holdings, LLC	Influence	51.000	UnitedHealth Group Incorporated		5

ANNUAL STATEMENT FOR THE YEAR 2018 OF THE AmeriChoice of New Jersey, Inc.

**SCHEDULE Y**

**PART 1A - DETAIL OF INSURANCE HOLDING COMPANY SYSTEM**

1	2	3	4	5	6	7	8	9	10	11	12	13	14	15	16
Group Code	Group Name	NAIC Company Code	ID Number	Federal RSSD	CIK	Name of Securities Exchange if Publicly Traded (U.S. or International)	Names of Parent, Subsidiaries Or Affiliates	Domiciliary Location	Relationship to Reporting Entity	Directly Controlled by (Name of Entity/Person)	Type of Control (Ownership, Board, Management, Attorney-in-Fact, Influence, Other)	If Control is Ownership Provide Percentage	Ultimate Controlling Entity(ies)/Person(s)	Is an SCA Filing Required? (Y/N)	*
.0707	UnitedHealth Group Incorporated	98940	82-1518174				Optimum Choice, Inc.	MD	IA	United HealthCare Services, Inc.	Ownership	100.000	UnitedHealth Group Incorporated		
		00000	47-0858534	3302702			Optun Bank, Inc.	UT	NA	OptunHealth Financial Services, Inc.	Ownership	100.000	UnitedHealth Group Incorporated		
		00000	36-3437680				Optun Biometrics, Inc.	IL	NA	OptunHealth Care Solutions, LLC	Ownership	100.000	UnitedHealth Group Incorporated		
		00000	26-0683057				Optun Care Services Company	TN	NA	Inspiris, Inc.	Ownership	100.000	UnitedHealth Group Incorporated		
		00000	83-1999511				Optun Care, Inc.	DE	NA	Collaborative Care Holdings, LLC	Ownership	100.000	UnitedHealth Group Incorporated		
		00000	75-2778455				Optun Clinic, P.A.	TX	OTH	Physician(s) owned	Influence	0.000	UnitedHealth Group Incorporated		4
		00000	37-1782217				Optun Clinics Holdings, Inc.	DE	NA	Collaborative Care Holdings, LLC	Ownership	100.000	UnitedHealth Group Incorporated		
		00000	38-3969193				Optun Clinics Intermediate Holdings, Inc.	DE	NA	Optun Clinics Holdings, Inc.	Ownership	100.000	UnitedHealth Group Incorporated		
		00000					Optun Digital Health Holdings, LLC	DE	NA	Consumer Wellness Solutions, Inc.	Ownership	100.000	UnitedHealth Group Incorporated		
		00000	98-1325466				Optun Finance (Ireland) Unlimited Company	JRL	NA	UnitedHealthcare International VIII S.à r.l.	Ownership	100.000	UnitedHealth Group Incorporated		
		00000	98-1103015				Optun Global Solutions (India) Private Limited	IND	NA	Optun Global Solutions International B.V.	Ownership	99.999	UnitedHealth Group Incorporated		
		00000	98-1103015				Optun Global Solutions (India) Private Limited	IND	NA	UnitedHealth International, Inc.	Ownership	0.001	UnitedHealth Group Incorporated		
		00000	98-1097776				Optun Global Solutions (Philippines), Inc.	PHL	NA	Optun Global Solutions International B.V.	Ownership	99.992	UnitedHealth Group Incorporated		2
		00000	98-1201187				Optun Global Solutions International B.V.	NLD	NA	Optun Technology, Inc.	Ownership	97.480	UnitedHealth Group Incorporated		
		00000	98-1201187				Optun Global Solutions International B.V.	NLD	NA	OptunHealth International B.V.	Ownership	2.520	UnitedHealth Group Incorporated		
		00000	04-3574101				Optun Government Solutions, Inc.	DE	NA	Optuninsight, Inc.	Ownership	100.000	UnitedHealth Group Incorporated		
		00000					Optun Health & Technology (Hong Kong) Limited	HKN	NA	OptunHealth International B.V.	Ownership	100.000	UnitedHealth Group Incorporated		
		00000	98-1095799				Optun Health & Technology (India) Private Limited	IND	NA	OptunHealth International B.V.	Ownership	99.999	UnitedHealth Group Incorporated		
		00000	98-1095799				Optun Health & Technology (India) Private Limited	IND	NA	United Behavioral Health	Ownership	0.001	UnitedHealth Group Incorporated		
		00000	98-1097886				Optun Health & Technology (Singapore) Pte. Ltd.	SGP	NA	OptunHealth International B.V.	Ownership	100.000	UnitedHealth Group Incorporated		
		00000	98-1095879				Optun Health & Technology (UK) Limited	GBR	NA	Optun UK Solutions Group Limited	Ownership	100.000	UnitedHealth Group Incorporated		
		00000	20-2149493				Optun Health & Technology (US), LLC	MD	NA	OptunHealth Holdings, LLC	Ownership	100.000	UnitedHealth Group Incorporated		
		00000	43-1747235				Optun Health & Technology Holdings (US), Inc.	MD	NA	Optun, Inc.	Ownership	100.000	UnitedHealth Group Incorporated		
		00000	98-1184561				Optun Health & Technology Serviços do Brasil Ltda.	BRA	NA	Optun Global Solutions International B.V.	Ownership	99.996	UnitedHealth Group Incorporated		
		00000	98-1184561				Optun Health & Technology Serviços do Brasil Ltda.	BRA	NA	Optuninsight, Inc.	Ownership	0.004	UnitedHealth Group Incorporated		
		00000	98-1276517				Optun Health and Technology FZ-LLC	ARE	NA	Optun Global Solutions International B.V.	Ownership	100.000	UnitedHealth Group Incorporated		
		00000	98-1097921				Optun Health Services (Canada) Ltd.	CAN	NA	Optun Health & Technology Holdings (US), Inc.	Ownership	100.000	UnitedHealth Group Incorporated		
		00000	98-1406274				Optun Health Solutions (Australia) Pty Ltd.	AUS	NA	Optun UK Solutions Group Limited	Ownership	100.000	UnitedHealth Group Incorporated		
		00000	98-1147355				Optun Health Solutions (UK) Limited	GBR	NA	Optun UK Solutions Group Limited	Ownership	100.000	UnitedHealth Group Incorporated		
		00000	58-2068890				Optun Healthcare of Illinois, Inc.	GA	NA	Optun Women's and Children's Health, LLC	Ownership	100.000	UnitedHealth Group Incorporated		
		00000	20-0212361				Optun Hospice Pharmacy Services, LLC	DE	NA	OptunRx Health Solutions, LLC	Ownership	100.000	UnitedHealth Group Incorporated		
.0707	UnitedHealth Group Incorporated	59647	31-0628424				Optun Insurance of Ohio, Inc.	OH	IA	OptunRx PBM of Maryland, LLC	Ownership	100.000	UnitedHealth Group Incorporated		
		00000	46-4734521				Optun Labs Dimensions, Inc.	DE	NA	Optun Labs, Inc.	Ownership	100.000	UnitedHealth Group Incorporated		
		00000	98-1249178				Optun Labs International (UK) Ltd.	GBR	NA	Optun, Inc.	Ownership	100.000	UnitedHealth Group Incorporated		
		00000	46-1615964				Optun Labs, Inc.	DE	NA	Optun, Inc.	Ownership	100.000	UnitedHealth Group Incorporated		
		00000	98-1209730				Optun Life Sciences (Canada) Inc.	CAN	NA	Optuninsight Life Sciences, Inc.	Ownership	100.000	UnitedHealth Group Incorporated		
		00000	98-1096190				Optun Management Consulting (Shanghai) Co., Ltd.	HKN	NA	Optun Health & Technology Holdings (US), Inc.	Ownership	100.000	UnitedHealth Group Incorporated		
		00000	30-0826311				Optun Medical Services of California, P.C.	CA	OTH	Physician(s) owned	Influence	0.000	UnitedHealth Group Incorporated		4
		00000	45-3866363				Optun Medical Services, P.C.	NC	OTH	Physician(s) owned	Influence	0.000	UnitedHealth Group Incorporated		4
		00000	90-1001805				Optun Nevada Accountable Care Organization LLC	DE	NA	Collaborative Care Holdings, LLC	Ownership	100.000	UnitedHealth Group Incorporated		
		00000	98-1873062				Optun of New York, Inc.	NY	NA	Optun Women's and Children's Health, LLC	Ownership	100.000	UnitedHealth Group Incorporated		

ANNUAL STATEMENT FOR THE YEAR 2018 OF THE AmeriChoice of New Jersey, Inc.

**SCHEDULE Y**  
**PART 1A - DETAIL OF INSURANCE HOLDING COMPANY SYSTEM**

1	2	3	4	5	6	7	8	9	10	11	12	13	14	15	16
Group Code	Group Name	NAIC Company Code	ID Number	Federal RSSD	CIK	Name of Securities Exchange if Publicly Traded (U.S. or International)	Names of Parent, Subsidiaries Or Affiliates	Domi-ciliary Location	Relation-ship to Reporting Entity	Directly Controlled by (Name of Entity/Person)	Type of Control (Ownership, Board, Management, Attorney-in-Fact, Influence, Other)	If Control is Owner-ship Provide Per-centage	Ultimate Controlling Entity(ies)/Person(s)	Is an SCA Filing Re-quired? (Y/N)	*
		00000	98-109761				Optun Operations (Ireland) Unlimited Company	JRL	NIA	UnitedHealthcare International VII S.à r.l.	Ownership	100.000	UnitedHealth Group Incorporated		
		00000	20-8911466				Optun Palliative and Hospice Care of Pennsylvania, Inc.	TN	NIA	Hospice Inspiris Holdings, Inc.	Ownership	100.000	UnitedHealth Group Incorporated		
		00000	20-8911303				Optun Palliative and Hospice Care of Texas, Inc.	TN	NIA	Hospice Inspiris Holdings, Inc.	Ownership	100.000	UnitedHealth Group Incorporated		
		00000	30-0226127				Optun Palliative and Hospice Care, Inc.	DE	NIA	Collaborative Care Holdings, LLC	Ownership	100.000	UnitedHealth Group Incorporated		
		00000	20-4581265				Optun Public Sector Solutions, Inc.	DE	NIA	Optuninsight, Inc.	Ownership	100.000	UnitedHealth Group Incorporated		
		00000	46-3328009				Optun Rocket, Inc.	DE	NIA	Optuninsight, Inc.	Ownership	100.000	UnitedHealth Group Incorporated		
		00000	26-0543382				Optun Senior Services, LLC	AL	NIA	Optun Hospice Pharmacy Services, LLC	Ownership	100.000	UnitedHealth Group Incorporated		
		00000	98-1307821				Optun Services (Ireland) Limited	JRL	NIA	Optun Operations (Ireland) Unlimited Company	Ownership	100.000	UnitedHealth Group Incorporated		
		00000	66-0870003				Optun Services (Puerto Rico) LLC	PR	NIA	UnitedHealthcare International III B.V.	Ownership	100.000	UnitedHealth Group Incorporated		
		00000	45-4683454				Optun Services, Inc.	DE	NIA	Optun, Inc.	Ownership	100.000	UnitedHealth Group Incorporated		
		00000	98-1284698				Optun Solutions do Brasil - Tecnologia e Servicos de Suporte Ltda.	BRA	NIA	Optun Global Solutions International B.V.	Ownership	100.000	UnitedHealth Group Incorporated		
		00000	98-1284698				Optun Solutions do Brasil - Tecnologia e Servicos de Suporte Ltda.	BRA	NIA	Optuninsight, Inc.	Ownership	0.000	UnitedHealth Group Incorporated		
		00000	98-0644599				Optun Solutions UK Holdings Limited	GBR	NIA	Optun Health & Technology Holdings (US), Inc.	Ownership	100.000	UnitedHealth Group Incorporated		
		00000	46-5713629				Optun Technology, Inc.	DE	NIA	Optun, Inc.	Ownership	100.000	UnitedHealth Group Incorporated		
		00000	98-1097769				Optun UK Solutions Group Limited	GBR	NIA	Optun Solutions UK Holdings Limited	Ownership	100.000	UnitedHealth Group Incorporated		
		00000	58-2205994				Optun Women's and Children's Health, LLC	DE	NIA	My Wellness Solutions, LLC	Ownership	100.000	UnitedHealth Group Incorporated		
		00000	30-0580620	3119994			Optun, Inc.	DE	NIA	United HealthCare Services, Inc.	Ownership	100.000	UnitedHealth Group Incorporated		
		00000	46-3883926				Optun360 Services, Inc.	DE	NIA	Optun Rocket, Inc.	Ownership	69.000	UnitedHealth Group Incorporated		2
		00000	82-3446942				Optun360 Solutions, LLC	DE	NIA	Optuninsight, Inc.	Ownership	100.000	UnitedHealth Group Incorporated		
		00000	46-3328307				Optun360, LLC	DE	NIA	Optun Rocket, Inc.	Ownership	69.000	UnitedHealth Group Incorporated		2
		00000	41-1591944				OptunHealth Care Solutions, LLC	DE	NIA	Optuninsight, Inc.	Ownership	100.000	UnitedHealth Group Incorporated		
		00000	47-0658530				OptunHealth Financial Services, Inc.	DE	NIA	OptunHealth Holdings, LLC	Ownership	100.000	UnitedHealth Group Incorporated		
		00000	47-1192395				OptunHealth Holdings, LLC	DE	NIA	Optun, Inc.	Ownership	100.000	UnitedHealth Group Incorporated		
		00000	98-1106868				OptunHealth International B.V.	NLD	NIA	Catamaran S.à r.l.	Ownership	100.000	UnitedHealth Group Incorporated		
		00000	00000				Optuninsight Holdings, LLC	DE	NIA	Optun, Inc.	Ownership	100.000	UnitedHealth Group Incorporated		
		00000	04-3383745				Optuninsight Life Sciences, Inc.	DE	NIA	Optuninsight, Inc.	Ownership	100.000	UnitedHealth Group Incorporated		
		00000	41-1858498				Optuninsight, Inc.	DE	NIA	Optuninsight Holdings, LLC	Ownership	100.000	UnitedHealth Group Incorporated		
		00000	75-2578509				OptunRx Administrative Services, LLC	TX	NIA	OptunRx Holdings I, LLC	Ownership	100.000	UnitedHealth Group Incorporated		
		00000	31-1728946				OptunRx Discount Card Services, LLC	DE	NIA	OptunRx PBM of Illinois, Inc.	Ownership	100.000	UnitedHealth Group Incorporated		
		00000	47-4734235				OptunRx Group Holdings, Inc.	DE	NIA	Optun, Inc.	Ownership	100.000	UnitedHealth Group Incorporated		
		00000	46-0666840				OptunRx Health Solutions, LLC	DE	NIA	OptunRx Administrative Services, LLC	Ownership	100.000	UnitedHealth Group Incorporated		
		00000	80-0870454				OptunRx Holdings I, LLC	DE	NIA	OptunRx Group Holdings, Inc.	Ownership	100.000	UnitedHealth Group Incorporated		
		00000	00000				OptunRx Holdings, LLC	DE	NIA	Optun, Inc.	Ownership	100.000	UnitedHealth Group Incorporated		
		00000	34-1472211				OptunRx Home Delivery of Ohio, LLC	OH	NIA	OptunRx Health Solutions, LLC	Ownership	100.000	UnitedHealth Group Incorporated		
		00000	20-0218027				OptunRx IPA III, Inc.	NV	NIA	OptunRx PBM of Maryland, LLC	Ownership	100.000	UnitedHealth Group Incorporated		
		00000	20-0151098				OptunRx NY IPA, Inc.	NV	NIA	OptunRx, Inc.	Ownership	100.000	UnitedHealth Group Incorporated		
		00000	27-3419282				OptunRx of Pennsylvania, LLC	DE	NIA	OptunRx Health Solutions, LLC	Ownership	100.000	UnitedHealth Group Incorporated		
		00000	11-2581812				OptunRx PBM of Illinois, Inc.	DE	NIA	OptunRx Administrative Services, LLC	Ownership	100.000	UnitedHealth Group Incorporated		
		00000	88-0361447				OptunRx PBM of Maryland, LLC	NV	NIA	OptunRx Health Solutions, LLC	Ownership	100.000	UnitedHealth Group Incorporated		
		00000	03-0592263				OptunRx PBM of Pennsylvania, LLC	PA	NIA	OptunRx of Pennsylvania, LLC	Ownership	100.000	UnitedHealth Group Incorporated		
		00000	26-1424534				OptunRx PBM of Puerto Rico, LLC	NV	NIA	OptunRx PBM of Maryland, LLC	Ownership	100.000	UnitedHealth Group Incorporated		
		00000	38-3693753				OptunRx PBM of Wisconsin, LLC	WI	NIA	OptunRx PBM of Illinois, Inc.	Ownership	100.000	UnitedHealth Group Incorporated		
		00000	16-1767416				OptunRx PD of Pennsylvania, LLC	PA	NIA	OptunRx of Pennsylvania, LLC	Ownership	100.000	UnitedHealth Group Incorporated		
		00000	88-0373347				OptunRx Pharmacy of Nevada, Inc.	NV	NIA	OptunRx Health Solutions, LLC	Ownership	100.000	UnitedHealth Group Incorporated		
		00000	47-3146510				OptunRx Pharmacy, Inc.	DE	NIA	OptunRx, Inc.	Ownership	100.000	UnitedHealth Group Incorporated		
		00000	33-0441200				OptunRx, Inc.	CA	NIA	OptunRx Holdings, LLC	Ownership	100.000	UnitedHealth Group Incorporated		
		00000	22-3883387				OREGON OUTPATIENT SURGERY CENTER, LLC	OR	NIA	Providence & SCA Off-Campus Holdings, LLC	Influence	51.180	UnitedHealth Group Incorporated		5

ANNUAL STATEMENT FOR THE YEAR 2018 OF THE AmeriChoice of New Jersey, Inc.

**SCHEDULE Y**  
**PART 1A - DETAIL OF INSURANCE HOLDING COMPANY SYSTEM**

1	2	3	4	5	6	7	8	9	10	11	12	13	14	15	16
Group Code	Group Name	NAIC Company Code	ID Number	Federal RSSD	CIK	Name of Securities Exchange if Publicly Traded (U.S. or International)	Names of Parent, Subsidiaries Or Affiliates	Domi- ciliary Location	Relation- ship to Reporting Entity	Directly Controlled by (Name of Entity/Person)	Type of Control (Ownership, Board, Management, Attorney-in-Fact, Influence, Other)	If Control is Owner- ship Provide Percentage	Ultimate Controlling Entity(ies)/Person(s)	Is an SCA Filing Required? (Y/N)	*
		00000	99-3125889				Orlando Center for Outpatient Surgery, L.P.	GA	..NIA	Surgical Health of Orlando, Inc.	Ownership	58.899	UnitedHealth Group Incorporated		2
		00000	46-2891482				Orthology Mid-Atlantic, Inc.	DE	..NIA	Orthology, Inc.	Ownership	100.000	UnitedHealth Group Incorporated		
		00000	46-2742615				Orthology, Inc.	DE	..NIA	UnitedHealth Group Ventures, LLC	Ownership	100.000	UnitedHealth Group Incorporated		
		00000	13-3960641				OrthoNet Holdings, Inc.	DE	..NIA	OptumHealth Care Solutions, LLC	Ownership	100.000	UnitedHealth Group Incorporated		
		00000	13-3818652				OrthoNet LLC	NY	..NIA	OrthoNet Holdings, Inc.	Ownership	100.000	UnitedHealth Group Incorporated		
		00000	13-4025898				OrthoNet New York IPA, Inc.	NY	..NIA	OrthoNet Holdings, Inc.	Ownership	100.000	UnitedHealth Group Incorporated		
0707	UnitedHealth Group Incorporated	11068	30-0029448				OrthoNet of the Mid-Atlantic, Inc.	DE	..IA	OrthoNet Holdings, Inc.	Ownership	100.000	UnitedHealth Group Incorporated		
		00000	26-2894308				OrthoNet of the South, Inc.	DE	..NIA	OrthoNet Holdings, Inc.	Ownership	100.000	UnitedHealth Group Incorporated		
		00000	46-1581789				OrthoNet Services, Inc.	DE	..NIA	OrthoNet Holdings, Inc.	Ownership	100.000	UnitedHealth Group Incorporated		
		00000	20-0221966				OrthoNet West, Inc.	DE	..NIA	OrthoNet Holdings, Inc.	Ownership	100.000	UnitedHealth Group Incorporated		
		00000	81-2594417				ORTHOPEdic SURGERY CENTER OF PALM BEACH COUNTY, LLC	FL	..NIA	SCA-Palm Beach, LLC	Influence	20.000	UnitedHealth Group Incorporated		5
		00000	41-1921007				Ovations, Inc.	DE	..NIA	United HealthCare Services, Inc.	Ownership	100.000	UnitedHealth Group Incorporated		
		00000	06-1587795				Oxford Benefit Management, Inc.	CT	..NIA	Oxford Health Plans LLC	Ownership	100.000	UnitedHealth Group Incorporated		
0707	UnitedHealth Group Incorporated	78026	22-2797560				Oxford Health Insurance, Inc.	NY	..IA	UnitedHealthcare Insurance Company	Ownership	100.000	UnitedHealth Group Incorporated		
0707	UnitedHealth Group Incorporated	96798	06-1181201				Oxford Health Plans (CT), Inc.	CT	..IA	Oxford Health Plans LLC	Ownership	100.000	UnitedHealth Group Incorporated		
0707	UnitedHealth Group Incorporated	95506	22-2745725				Oxford Health Plans (NJ), Inc.	NJ	..IA	Oxford Health Plans LLC	Ownership	100.000	UnitedHealth Group Incorporated		
0707	UnitedHealth Group Incorporated	95479	06-1181200				Oxford Health Plans (NY), Inc.	NY	..IA	Oxford Health Plans LLC	Ownership	100.000	UnitedHealth Group Incorporated		
		00000	52-2443751				Oxford Health Plans LLC	DE	..NIA	UnitedHealth Group Incorporated	Ownership	100.000	UnitedHealth Group Incorporated		
		00000	27-0008097				PPF Link, LLC	DE	..NIA	SPPS, LLC	Ownership	100.000	UnitedHealth Group Incorporated		
		00000					Pacificca Labs, Inc.	DE	..NIA	Victory Roll Over Holdings LLC	Ownership	100.000	UnitedHealth Group Incorporated		
0707	UnitedHealth Group Incorporated	70785	35-1137395				PacificCare Life and Health Insurance Company	IN	..IA	United HealthCare Services, Inc.	Ownership	100.000	UnitedHealth Group Incorporated		
0707	UnitedHealth Group Incorporated	84506	95-2829463				PacificCare Life Assurance Company	CO	..IA	United HealthCare Services, Inc.	Ownership	100.000	UnitedHealth Group Incorporated		
0707	UnitedHealth Group Incorporated	95617	94-3267522				PacificCare of Arizona, Inc.	AZ	..IA	United HealthCare Services, Inc.	Ownership	100.000	UnitedHealth Group Incorporated		
0707	UnitedHealth Group Incorporated	95434	84-1011378				PacificCare of Colorado, Inc.	CO	..IA	United HealthCare Services, Inc.	Ownership	100.000	UnitedHealth Group Incorporated		
0707	UnitedHealth Group Incorporated	95685	86-0875231				PacificCare of Nevada, Inc.	NV	..IA	United HealthCare Services, Inc.	Ownership	100.000	UnitedHealth Group Incorporated		
		00000	98-1444613				Pacificco S.A. Entidad Prestadora de Salud	PER	..NIA	Empremédica S. A.	Ownership	50.000	UnitedHealth Group Incorporated		2
		00000	62-1595402				Paoli Ambulatory Surgery Center	PA	..NIA	SCA-Paoli, LLC	Ownership	51.000	UnitedHealth Group Incorporated		2
		00000	62-1547618				Paoli Surgery Center, L.P.	TN	..NIA	Paoli Ambulatory Surgery Center	Ownership	64.250	UnitedHealth Group Incorporated		2
		00000	45-1484375				Park Hill Surgery Center, LLC	TX	..NIA	THR-SCA Holdings, LLC	Influence	51.000	UnitedHealth Group Incorporated		5
		00000	20-4127100				Parkway Surgery Center, LLC	DE	..NIA	SCA-Hagerstown, LLC	Ownership	63.300	UnitedHealth Group Incorporated		2
		00000	46-3034062				PASC Real Estate, LLC	CO	..NIA	Pueblo Ambulatory Surgery Center, LLC	Influence	25.000	UnitedHealth Group Incorporated		5
		00000	63-1271644				Pasteur Plaza Surgery Center GP, Inc.	DE	..NIA	ASC Network, LLC	Ownership	100.000	UnitedHealth Group Incorporated		
		00000					Patrimonio Autónomo Nueva Clínica - PANC	COL	..NIA	Clínica del Country S.A.	Ownership	65.170	UnitedHealth Group Incorporated		2
		00000					Patrimonio Autónomo Nueva Clínica - PANC	COL	..NIA	Banmedica Internacional SpA	Ownership	9.590	UnitedHealth Group Incorporated		2
		00000	62-1451147				Payment Resolution Services, LLC	TN	..NIA	OptumInsight, Inc.	Ownership	100.000	UnitedHealth Group Incorporated		
		00000	75-3265056				PCCOV, Inc.	CA	..NIA	PrimeCare Medical Network, Inc.	Ownership	100.000	UnitedHealth Group Incorporated		
		00000	20-5662149				Peoples Health, Inc.	LA	..IA	New Orleans Regional Physician Hospital Organization, L.L.C.	Ownership	100.000	UnitedHealth Group Incorporated		
		00000					Perman Physical Therapy, LTD.	IN	..NIA	Orthology, Inc.	Ownership	100.000	UnitedHealth Group Incorporated		
		00000					Perimeter Center for Outpatient Surgery, L.P.	GA	..NIA	SHC Atlanta, LLC	Influence	18.643	UnitedHealth Group Incorporated		5
		00000	58-1978405				Pharmacy Software Holdco, Inc.	PA	..NIA	OptumRx Administrative Services, LLC	Ownership	100.000	UnitedHealth Group Incorporated		
		00000	23-2171049				PHC Subsidiary Holdings, LLC	TX	..NIA	United HealthCare Services, Inc.	Ownership	100.000	UnitedHealth Group Incorporated		
		00000	35-2288416				Physician Alliance of the Rockies, LLC	CO	..NIA	New West Physicians, Inc.	Ownership	100.000	UnitedHealth Group Incorporated		
		00000	81-2902954				Physician Partners Medical Group, Inc.	CA	..OTH	Physician(s) owned	Influence	0.000	UnitedHealth Group Incorporated		4
		00000	30-0516435				PHYSICIANS DAY SURGERY CENTER, LLC	FL	..NIA	SCA-Naples, LLC	Ownership	51.000	UnitedHealth Group Incorporated		2
0707	UnitedHealth Group Incorporated	11494	04-3677255				Physicians Health Choice of Texas, LLC	TX	..IA	PHC Subsidiary Holdings, LLC	Ownership	100.000	UnitedHealth Group Incorporated		
		00000	52-1162824				Physicians Health Plan of Maryland, Inc.	MD	..NIA	United HealthCare Services, Inc.	Ownership	100.000	UnitedHealth Group Incorporated		
		00000	98-1388873				Plano de Saúde Ana Costa Ltda.	BRA	..IA	Amil Assistência Médica Internacional S.A.	Ownership	74.860	UnitedHealth Group Incorporated		
		00000	98-1388873				Plano de Saúde Ana Costa Ltda.	BRA	..IA	Santos Administração e Participações S.A.	Ownership	25.140	UnitedHealth Group Incorporated		

ANNUAL STATEMENT FOR THE YEAR 2018 OF THE AmeriChoice of New Jersey, Inc.

SCHEDULE Y

PART 1A - DETAIL OF INSURANCE HOLDING COMPANY SYSTEM

1	2	3	4	5	6	7	8	9	10	11	12	13	14	15	16
Group Code	Group Name	NAIC Company Code	ID Number	Federal RSSD	CIK	Name of Securities Exchange if Publicly Traded (U.S. or International)	Names of Parent, Subsidiaries Or Affiliates	Domi-ciliary Location	Relation-ship to Reporting Entity	Directly Controlled by (Name of Entity/Person)	Type of Control (Ownership, Board, Management, Attorney-in-Fact, Influence, Other)	If Control is Ownership Provide Percentage	Ultimate Controlling Entity(ies)/Person(s)	Is an SCA Filing Required? (Y/N)	*
		00000	66-0742844				Plus One Health Management Puerto Rico, Inc.	PR	NIA	Plus One Holdings, Inc.	Ownership	100.000	UnitedHealth Group Incorporated		
		00000	13-3613705				Plus One Holdings, Inc.	DE	NIA	OptumHealth Care Solutions, LLC	Ownership	100.000	UnitedHealth Group Incorporated		
		00000	80-0670247				PMSI Acquisition, LLC	DE	NIA	Progressive Enterprises Holdings, Inc.	Ownership	100.000	UnitedHealth Group Incorporated		
		00000	28-3148744				PMSI Holdings, LLC	DE	NIA	Progressive Enterprises Holdings, Inc.	Ownership	100.000	UnitedHealth Group Incorporated		
		00000	59-3168848				PMSI Settlement Solutions, LLC	FL	NIA	PMSI Holdings, LLC	Ownership	100.000	UnitedHealth Group Incorporated		
		00000	56-2422696				PMSI, LLC	FL	NIA	PMSI Holdings, LLC	Ownership	100.000	UnitedHealth Group Incorporated		
		00000	98-1083164				Polar II Fundo de Investimento em Participações Multiestratégia	BRA	NIA	UnitedHealthcare International IV S.à r.l.	Ownership	100.000	UnitedHealth Group Incorporated		
		00000	47-5663848				Polo Holdco, LLC	DE	NIA	Collaborative Care Holdings, LLC	Ownership	80.100	UnitedHealth Group Incorporated		2
		00000	46-5415205				POMCO Network, Inc.	NY	NIA	UMR, Inc.	Ownership	100.000	UnitedHealth Group Incorporated		
		00000	65-0392785				POMCO of Florida Ltd., Inc.	FL	NIA	UMR, Inc.	Ownership	100.000	UnitedHealth Group Incorporated		
		00000	46-2975338				POMCO West, Inc.	DE	NIA	POMCO, Inc.	Ownership	100.000	UnitedHealth Group Incorporated		
		00000	15-0581348				POMCO, Inc.	NY	NIA	UMR, Inc.	Ownership	100.000	UnitedHealth Group Incorporated		
		00000	45-0482796				Pomcopius, LLC	NY	NIA	UMR, Inc.	Ownership	100.000	UnitedHealth Group Incorporated		
		00000	33-0261822				Pomerado Outpatient Surgical Center, Inc.	CA	NIA	ASC Network, LLC	Ownership	100.000	UnitedHealth Group Incorporated		
		00000	33-0752699				Pomerado Outpatient Surgical Center, L.P.	CA	NIA	Pomerado Outpatient Surgical Center, Inc.	Ownership	57.500	UnitedHealth Group Incorporated		2
		00000	65-0683927				Preferred Care Partners Holding, Corp.	FL	NIA	United HealthCare Services, Inc.	Ownership	100.000	UnitedHealth Group Incorporated		
		00000	26-1846018				Preferred Care Partners Medical Group, Inc.	FL	NIA	Preferred Care Partners Holding, Corp.	Ownership	100.000	UnitedHealth Group Incorporated		
		00000	65-0885893				Preferred Care Partners, Inc.	FL	JA	Preferred Care Partners Holding, Corp.	Ownership	100.000	UnitedHealth Group Incorporated		
		00000	75-3265059				Premier Choice ACO, Inc.	CA	NIA	PrimeCare Medical Network, Inc.	Ownership	100.000	UnitedHealth Group Incorporated		
		00000	72-1378216				Premier Surgery Center of Louisville, L.P.	TN	NIA	LLC	Ownership	51.000	UnitedHealth Group Incorporated		2
		00000	33-0527335				Primary Care Associated Medical Group, Inc.	CA	OTH	Physician(s) owned	Influence	0.000	UnitedHealth Group Incorporated		4
		00000	30-0516440				Prime Community Care, Inc.	CA	OTH	Physician(s) owned	Influence	0.000	UnitedHealth Group Incorporated		4
		00000	88-0253112				Prime Health, Inc.	NY	NIA	Sierra Health Services, Inc.	Ownership	100.000	UnitedHealth Group Incorporated		
		00000	33-0607478				PrimeCare Medical Network, Inc.	CA	JA	NAMM Holdings, Inc.	Ownership	100.000	UnitedHealth Group Incorporated		
		00000	87-0757397				PrimeCare of Citrus Valley, Inc.	CA	NIA	PrimeCare Medical Network, Inc.	Ownership	80.000	UnitedHealth Group Incorporated		2
		00000	33-0674407				PrimeCare of Corona, Inc.	CA	NIA	PrimeCare Medical Network, Inc.	Ownership	100.000	UnitedHealth Group Incorporated		
		00000	33-0674401				PrimeCare of Hemet Valley, Inc.	CA	NIA	PrimeCare Medical Network, Inc.	Ownership	100.000	UnitedHealth Group Incorporated		
		00000	33-0674408				PrimeCare of Inland Valley, Inc.	CA	NIA	PrimeCare Medical Network, Inc.	Ownership	100.000	UnitedHealth Group Incorporated		
		00000	33-0674402				PrimeCare of Moreno Valley, Inc.	CA	NIA	PrimeCare Medical Network, Inc.	Ownership	100.000	UnitedHealth Group Incorporated		
		00000	33-0674400				PrimeCare of Redlands, Inc.	CA	NIA	PrimeCare Medical Network, Inc.	Ownership	100.000	UnitedHealth Group Incorporated		
		00000	33-0674404				PrimeCare of Riverside, Inc.	CA	NIA	PrimeCare Medical Network, Inc.	Ownership	100.000	UnitedHealth Group Incorporated		
		00000	14-1915328				PrimeCare of San Bernardino, Inc.	CA	NIA	PrimeCare Medical Network, Inc.	Ownership	100.000	UnitedHealth Group Incorporated		
		00000	33-0698439				PrimeCare of Sun City, Inc.	CA	NIA	PrimeCare Medical Network, Inc.	Ownership	100.000	UnitedHealth Group Incorporated		
		00000	33-0674409				PrimeCare of Temecula, Inc.	CA	NIA	PrimeCare Medical Network, Inc.	Ownership	100.000	UnitedHealth Group Incorporated		
		00000	14-1873402				Procura Management, Inc.	DE	NIA	Healthcare Solutions, Inc.	Ownership	100.000	UnitedHealth Group Incorporated		
		00000	27-4371197				Progressive Enterprises Holdings, Inc.	DE	NIA	OptumRx, Inc.	Ownership	100.000	UnitedHealth Group Incorporated		
		00000	31-1192384				Progressive Medical, LLC	OH	NIA	PMSI Acquisition, LLC	Ownership	100.000	UnitedHealth Group Incorporated		
		00000	45-4469117				PROHEALTH Accountable Care Medical Group, PLLC	NY	OTH	PROHEALTH CARE ASSOCIATES, L.L.P.	Influence	0.000	UnitedHealth Group Incorporated		4
		00000	11-3447394				PROHEALTH Ambulatory Surgery Center, Inc.	NY	OTH	Physician(s) owned	Influence	0.000	UnitedHealth Group Incorporated		4
		00000	11-3355604				PROHEALTH Care Associates LLP	NY	OTH	PROHEALTH Medical NY, P.C.	Influence	0.000	UnitedHealth Group Incorporated		4
		00000	32-028091				PROHEALTH Fitness of Lake Success, LLC	NY	NIA	PROHEALTH Medical Management, LLC	Ownership	82.620	UnitedHealth Group Incorporated		2
		00000	47-1049961				PROHEALTH Medical Management, LLC	DE	NIA	Collaborative Care Holdings, LLC	Ownership	80.000	UnitedHealth Group Incorporated		2
		00000	45-5470737				ProHealth Physicians ACO, LLC	CT	NIA	ProHealth Physicians, Inc.	Ownership	100.000	UnitedHealth Group Incorporated		
		00000	06-1446075				ProHealth Physicians, Inc.	CT	NIA	Polo Holdco, LLC	Ownership	100.000	UnitedHealth Group Incorporated		
		00000	06-1469068				ProHealth Physicians, P.C.	CT	OTH	Physician(s) owned	Influence	0.000	UnitedHealth Group Incorporated		4
		00000	06-1469068				ProHealth Physicians, P.C.	CT	OTH	ProHealth Physicians, Inc.	Influence	0.000	UnitedHealth Group Incorporated		4
		00000	32-0455430				ProHealth Proton Center Management, LLC	DE	NIA	PROHEALTH Medical Management, LLC	Ownership	100.000	UnitedHealth Group Incorporated		
		00000	47-5661535				PROHEALTH Urgent Care Medicine of New Jersey LLP	NY	OTH	Physician(s) owned	Influence	0.000	UnitedHealth Group Incorporated		4
		00000	46-1883579				PROHEALTH Urgent Care Medicine, PLLC	NY	OTH	PROHEALTH CARE ASSOCIATES, L.L.P.	Influence	0.000	UnitedHealth Group Incorporated		4

ANNUAL STATEMENT FOR THE YEAR 2018 OF THE AmeriChoice of New Jersey, Inc.

**SCHEDULE Y**

**PART 1A - DETAIL OF INSURANCE HOLDING COMPANY SYSTEM**

1	2	3	4	5	6	7	8	9	10	11	12	13	14	15	16
Group Code	Group Name	NAIC Company Code	ID Number	Federal RSSD	CIK	Name of Securities Exchange if Publicly Traded (U.S. or International)	Names of Parent, Subsidiaries Or Affiliates	Domiciliary Location	Relationship to Reporting Entity	Directly Controlled by (Name of Entity/Person)	Type of Control (Ownership, Board, Management, Attorney-in-Fact, Influence, Other)	If Control is Ownership Provide Percentage	Ultimate Controlling Entity(ies)/Person(s)	Is an SCA Filing Required? (Y/N)	*
		00000					Promotora Country S.A.	COL	NIA	Banmedica S.A.	Ownership	50.000	UnitedHealth Group Incorporated		3
		00000	22-3493126				Pronounced Health Solutions, Inc.	DE	NIA	My Wellness Solutions, LLC	Ownership	100.000	UnitedHealth Group Incorporated		
		00000	98-1444638				Prosemedic S.A.C.	PER	NIA	Pacifico S.A. Entidad Prestadora de Salud	Ownership	30.000	UnitedHealth Group Incorporated		1
		00000	90-0876658				PS Center, LLC	CA	NIA	Beach Surgical Holdings II LLC	Influence	100.000	UnitedHealth Group Incorporated		5
		00000	02-1488737				Pueblo Ambulatory Surgery Center, LLC	CO	NIA	SC Affiliates, LLC	Ownership	100.000	UnitedHealth Group Incorporated		
		00000	93-1068319				Pueblo-SCA Surgery Center, LLC	DE	NIA	SC Affiliates, LLC	Ownership	100.000	UnitedHealth Group Incorporated		
		00000					Pulse Platform, LLC	DE	NIA	Rally Health, Inc.	Ownership	100.000	UnitedHealth Group Incorporated		
		00000	46-3801920				Qd. Acquisition Holdings Corp.	DE	NIA	Genoa Healthcare, Inc.	Ownership	100.000	UnitedHealth Group Incorporated		
		00000	32-2016292				Quality Software Services, Inc.	MD	NIA	Optuminsight, Inc.	Ownership	100.000	UnitedHealth Group Incorporated		
		00000	35-2493256				Rally Health, Inc.	DE	NIA	Optum Digital Health Holdings, LLC	Ownership	100.000	UnitedHealth Group Incorporated		
		00000	80-0847972				Real Appeal, Inc.	DE	NIA	Rally Health, Inc.	Ownership	100.000	UnitedHealth Group Incorporated		
		00000					Recaudación y Cobranzas Honorav Ltda.	CHL	NIA	Clinica Dávila y Servicios Médicos S.A.	Ownership	99.000	UnitedHealth Group Incorporated		
		00000					Recaudación y Cobranzas Honorav Ltda.	CHL	NIA	Servicios Integrados de Salud Ltda.	Ownership	1.000	UnitedHealth Group Incorporated		
		00000	94-3115625				Redlands Ambulatory Surgery Center	CA	NIA	Redlands-SCA Surgery Centers, Inc.	Ownership	54.000	UnitedHealth Group Incorporated		2
		00000					Redlands Family Practice Medical Group, Inc.	CA	DTH	Physician(s) owned	Influence	0.000	UnitedHealth Group Incorporated		4
		00000	56-2627067				Redlands-SCA Surgery Centers, Inc.	CA	NIA	SC Affiliates, LLC	Ownership	100.000	UnitedHealth Group Incorporated		
		00000	94-3115627				Reliant Medical Group, Inc.	MA	DTH	Reliant M80, LLC	Influence	0.000	UnitedHealth Group Incorporated		4
		00000	22-2912515				Reliant M80, LLC	DE	NIA	Collaborative Care Holdings, LLC	Ownership	100.000	UnitedHealth Group Incorporated		
		00000	82-3745100				Renal Health Holdings, Inc.	DE	NIA	UnitedHealth Group Ventures, LLC	Ownership	100.000	UnitedHealth Group Incorporated		
		00000	32-0543788				Renal Health IPA, LLC	DE	NIA	Renal Health Holdings, Inc.	Ownership	100.000	UnitedHealth Group Incorporated		
		00000	82-3161933				Renal Health Management, LLC	DE	NIA	Renal Health Holdings, Inc.	Ownership	100.000	UnitedHealth Group Incorporated		
		00000	82-3130872				River Valley ASC, LLC	CT	NIA	SCA-River Valley, LLC	Ownership	57.540	UnitedHealth Group Incorporated		2
		00000	46-0758315				Riverside Medical Management, LLC	DE	NIA	ProHEALTH Medical Management, LLC	Ownership	100.000	UnitedHealth Group Incorporated		
		00000	32-0500242				Riverside Pediatric Group, P.C.	NJ	DTH	Physician(s) owned	Influence	0.000	UnitedHealth Group Incorporated		4
		00000	22-3624559				Robert B. McBeath, M.D. II, P.C.	NV	DTH	Physician(s) owned	Influence	0.000	UnitedHealth Group Incorporated		4
		00000	86-0857176				Robert B. McBeath, M.D. III, P.C.	NV	DTH	Physician(s) owned	Influence	0.000	UnitedHealth Group Incorporated		4
		00000					Robert B. McBeath, M.D., Professional Corporation	NV	DTH	Physician(s) owned	Influence	0.000	UnitedHealth Group Incorporated		4
		00000	88-0310956				Rocky Mountain Health Maintenance Organization, Incorporated	CO	IA	United HealthCare Services, Inc.	Ownership	100.000	UnitedHealth Group Incorporated		
..0707	UnitedHealth Group Incorporated	95482	84-0614905				Rocky Mountain Health Management Corporation	CO	NIA	Rocky Mountain Health Maintenance Organization, Incorporated	Ownership	100.000	UnitedHealth Group Incorporated		
		00000	84-1009248				Rocky Mountain HealthCare Options, Inc.	CO	IA	Rocky Mountain Health Maintenance Organization, Incorporated	Ownership	100.000	UnitedHealth Group Incorporated		
..0707	UnitedHealth Group Incorporated	47004	84-1224718				ROCS Holdings, LLC	IN	NIA	SCA ROCS Holdings, LLC	Influence	49.000	UnitedHealth Group Incorporated		5
		00000	45-4148369				Saden S.A.	CHL	NIA	Banmedica S.A.	Ownership	99.920	UnitedHealth Group Incorporated		
		00000					Saden S.A.	CHL	NIA	Clinica Dávila y Servicios Médicos S.A.	Ownership	0.080	UnitedHealth Group Incorporated		
		00000	74-2462470				Salem Surgery Center, LLC	OR	NIA	Surgicare of Salem, LLC	Ownership	57.000	UnitedHealth Group Incorporated		2
		00000	45-2219585				Salveo Specialty Pharmacy, Inc.	DE	NIA	OptumRx Administrative Services, LLC	Ownership	100.000	UnitedHealth Group Incorporated		
		00000	77-0322251				San Diego Endoscopy Center	CA	NIA	Endoscopy Center Affiliates, Inc.	Influence	42.000	UnitedHealth Group Incorporated		5
		00000					San Diego Sports and Minimally Invasive Surgery Center, LLC	DE	NIA	SCA-San Diego, Inc.	Influence	31.608	UnitedHealth Group Incorporated		5
		00000	26-0287192				Sand Lake SurgiCenter, LLC	FL	NIA	SCA-Sand Lake, LLC	Ownership	52.450	UnitedHealth Group Incorporated		2
		00000	37-3787593				Santa Cruz Endoscopy Center, LLC	CA	NIA	SCA Pacific Holdings, Inc.	Ownership	50.000	UnitedHealth Group Incorporated		2
		00000	91-2127820				Santa Helena Assistência Médica S.A.	BRA	NIA	EIual Participações S.A.	Ownership	85.210	UnitedHealth Group Incorporated		2
		00000					Santa Helena Assistência Médica S.A.	BRA	NIA	Amil Assistência Médica Internacional S.A.	Ownership	33.600	UnitedHealth Group Incorporated		2
		00000					Santos Administração e Participações S.A.	BRA	NIA	Amil Assistência Médica Internacional S.A.	Ownership	100.000	UnitedHealth Group Incorporated		
		00000	27-4028885				Savvysherpa Administrative Services, LLC	IN	NIA	Savvysherpa, LLC	Ownership	100.000	UnitedHealth Group Incorporated		
		00000					Savvysherpa Asia, Inc.	PHL	NIA	Savvysherpa, LLC	Ownership	99.990	UnitedHealth Group Incorporated		2
		00000	41-1934238				Savvysherpa, LLC	DE	NIA	United HealthCare Services, Inc.	Ownership	100.000	UnitedHealth Group Incorporated		
		00000	82-1148229				SC Affiliates, LLC	DE	NIA	Surgical Care Affiliates, LLC	Ownership	100.000	UnitedHealth Group Incorporated		



ANNUAL STATEMENT FOR THE YEAR 2018 OF THE AmeriChoice of New Jersey, Inc.

**SCHEDULE Y**

**PART 1A - DETAIL OF INSURANCE HOLDING COMPANY SYSTEM**

1	2	3	4	5	6	7	8	9	10	11	12	13	14	15	16
Group Code	Group Name	NAIC Company Code	ID Number	Federal RSSD	CIK	Name of Securities Exchange if Publicly Traded (U.S. or International)	Names of Parent, Subsidiaries Or Affiliates	Domi-ciliary Location	Relation-ship to Reporting Entity	Directly Controlled by (Name of Entity/Person)	Type of Control (Ownership, Board, Management, Attorney-in-Fact, Influence, Other)	If Control is Ownership Provide Percentage	Ultimate Controlling Entity(ies)/Person(s)	Is an SCA Filing Required? (Y/N)	*
		00000	47-553736				SCA Athens, LLC	DE	NIA	SC Affiliates, LLC	Ownership	100.000	UnitedHealth Group Incorporated		
		00000	47-504406				SCA Austin Holdings, LLC	DE	NIA	SC Affiliates, LLC	Ownership	100.000	UnitedHealth Group Incorporated		
		00000	45-4230864				SCA BOSC Holdings, LLC	DE	NIA	National Surgery Centers, LLC	Ownership	25.000	UnitedHealth Group Incorporated		
		00000	45-4230864				SCA BOSC Holdings, LLC	DE	NIA	SC Affiliates, LLC	Ownership	25.000	UnitedHealth Group Incorporated		
		00000	45-4230864				SCA BOSC Holdings, LLC	DE	NIA	SunSurgery, LLC	Ownership	25.000	UnitedHealth Group Incorporated		
		00000	45-4230864				SCA BOSC Holdings, LLC	DE	NIA	Surgery Center Holding, LLC	Ownership	25.000	UnitedHealth Group Incorporated		
		00000	47-219605				SCA California Surgical Holdings, LLC	DE	NIA	National Surgery Centers, LLC	Ownership	100.000	UnitedHealth Group Incorporated		
		00000	47-391648				SCA Capital, LLC	DE	NIA	Surgical Care Affiliates, LLC	Ownership	100.000	UnitedHealth Group Incorporated		
		00000	47-5030792				SCA Cedar Park Holdings, LLC	DE	NIA	SCA Austin Holdings, LLC	Ownership	100.000	UnitedHealth Group Incorporated		
		00000	04-3170801				SCA Danbury Surgical Center, LLC	DE	NIA	SunSurgery, LLC	Ownership	57.000	UnitedHealth Group Incorporated		2
		00000	62-153981				SCA Development, LLC	DE	NIA	SC Affiliates, LLC	Ownership	100.000	UnitedHealth Group Incorporated		
		00000	98-1372069				SCA eCode Solutions Private Limited	IND	NIA	eCode Solutions, LLC	Ownership	99.990	UnitedHealth Group Incorporated		2
		00000	45-4230987				SCA EHC Holdings, LLC	DE	NIA	National Surgery Centers, LLC	Ownership	25.000	UnitedHealth Group Incorporated		
		00000	45-4230987				SCA EHC Holdings, LLC	DE	NIA	SC Affiliates, LLC	Ownership	25.000	UnitedHealth Group Incorporated		
		00000	45-4230987				SCA EHC Holdings, LLC	DE	NIA	SunSurgery, LLC	Ownership	25.000	UnitedHealth Group Incorporated		
		00000	45-4230987				SCA EHC Holdings, LLC	DE	NIA	Surgery Center Holding, LLC	Ownership	25.000	UnitedHealth Group Incorporated		
		00000	47-5512838				SCA EMASC Holdings, LLC	DE	NIA	National Surgery Centers, LLC	Ownership	25.000	UnitedHealth Group Incorporated		
		00000	47-5512838				SCA EMASC Holdings, LLC	DE	NIA	SC Affiliates, LLC	Ownership	25.000	UnitedHealth Group Incorporated		
		00000	47-5512838				SCA EMASC Holdings, LLC	DE	NIA	SunSurgery, LLC	Ownership	25.000	UnitedHealth Group Incorporated		
		00000	47-5512838				SCA EMASC Holdings, LLC	DE	NIA	Surgery Center Holding, LLC	Ownership	25.000	UnitedHealth Group Incorporated		
		00000	47-5064834				SCA Hays Holdings, LLC	DE	NIA	SCA Austin Holdings, LLC	Ownership	100.000	UnitedHealth Group Incorporated		
		00000					SCA Heartland Holdings, LLC	DE	NIA	SC Affiliates, LLC	Ownership	100.000	UnitedHealth Group Incorporated		
		00000	36-4869243				SCA HoldCo, Inc.	DE	NIA	Collaborative Care Holdings, LLC	Ownership	100.000	UnitedHealth Group Incorporated		
		00000	27-1664837				SCA Holding Company, Inc.	DE	NIA	SCA Surgery Holdings, LLC	Ownership	100.000	UnitedHealth Group Incorporated		
		00000	47-1256943				SCA Holdings, Inc.	CA	NIA	National Surgery Centers, LLC	Ownership	100.000	UnitedHealth Group Incorporated		
		00000	45-4240475				SCA IEC Holdings, LLC	DE	NIA	National Surgery Centers, LLC	Ownership	25.000	UnitedHealth Group Incorporated		
		00000	45-4240475				SCA IEC Holdings, LLC	DE	NIA	SC Affiliates, LLC	Ownership	25.000	UnitedHealth Group Incorporated		
		00000	45-4240475				SCA IEC Holdings, LLC	DE	NIA	SunSurgery, LLC	Ownership	25.000	UnitedHealth Group Incorporated		
		00000	45-4240475				SCA IEC Holdings, LLC	DE	NIA	Surgery Center Holding, LLC	Ownership	25.000	UnitedHealth Group Incorporated		
		00000	45-2684108				SCA Indiana Holdings, LLC	DE	NIA	National Surgery Centers, LLC	Ownership	25.000	UnitedHealth Group Incorporated		
		00000	45-2684108				SCA Indiana Holdings, LLC	DE	NIA	SC Affiliates, LLC	Ownership	25.000	UnitedHealth Group Incorporated		
		00000	45-2684108				SCA Indiana Holdings, LLC	DE	NIA	SunSurgery, LLC	Ownership	25.000	UnitedHealth Group Incorporated		
		00000	45-2684108				SCA Indiana Holdings, LLC	DE	NIA	Surgery Center Holding, LLC	Ownership	25.000	UnitedHealth Group Incorporated		
		00000	20-8116987				SCA Nashville ASC, LLC	TN	NIA	Nashville-SCA Surgery Centers, Inc.	Ownership	99.000	UnitedHealth Group Incorporated		
		00000	20-8116987				SCA Nashville ASC, LLC	TN	NIA	SC Affiliates, LLC	Ownership	1.000	UnitedHealth Group Incorporated		
		00000	62-1505276				SCA of Clarksville, Inc.	TN	NIA	Surgical Health, LLC	Ownership	100.000	UnitedHealth Group Incorporated		
		00000	27-1707364				SCA Pacific Holdings, Inc.	CA	NIA	SC Affiliates, LLC	Ownership	100.000	UnitedHealth Group Incorporated		
		00000	46-1686425				SCA Pennsylvania Holdings, LLC	DE	NIA	Surgery Center Holding, LLC	Ownership	100.000	UnitedHealth Group Incorporated		
		00000	72-1386840				SCA Premier Surgery Center of Louisville, LLC	DE	NIA	SC Affiliates, LLC	Ownership	100.000	UnitedHealth Group Incorporated		
		00000	81-5211225				SCA Rockledge JV, LLC	DE	NIA	SCA-Merritt, LLC	Ownership	97.000	UnitedHealth Group Incorporated		2
		00000	45-4252645				SCA ROCS Holdings, LLC	DE	NIA	National Surgery Centers, LLC	Ownership	25.000	UnitedHealth Group Incorporated		
		00000	45-4252645				SCA ROCS Holdings, LLC	DE	NIA	SC Affiliates, LLC	Ownership	25.000	UnitedHealth Group Incorporated		
		00000	45-4252645				SCA ROCS Holdings, LLC	DE	NIA	SunSurgery, LLC	Ownership	25.000	UnitedHealth Group Incorporated		
		00000	45-4252645				SCA ROCS Holdings, LLC	DE	NIA	Surgery Center Holding, LLC	Ownership	25.000	UnitedHealth Group Incorporated		
		00000	47-4928368				SCA Southwestern PA, LLC	DE	NIA	SC Affiliates, LLC	Ownership	100.000	UnitedHealth Group Incorporated		
		00000	47-3165040				SCA Specialists of Florida, LLC	DE	NIA	SCA Surgery Holdings, LLC	Ownership	100.000	UnitedHealth Group Incorporated		
		00000	46-4898819				SCA SSC Holdings, LLC	DE	NIA	National Surgery Centers, LLC	Ownership	25.000	UnitedHealth Group Incorporated		
		00000	46-4898819				SCA SSC Holdings, LLC	DE	NIA	SC Affiliates, LLC	Ownership	25.000	UnitedHealth Group Incorporated		
		00000	46-4898819				SCA SSC Holdings, LLC	DE	NIA	SunSurgery, LLC	Ownership	25.000	UnitedHealth Group Incorporated		
		00000	46-4898819				SCA SSC Holdings, LLC	DE	NIA	Surgery Center Holding, LLC	Ownership	25.000	UnitedHealth Group Incorporated		
		00000	45-4266502				SCA SSSC Holdings, LLC	DE	NIA	National Surgery Centers, LLC	Ownership	25.000	UnitedHealth Group Incorporated		
		00000	45-4266502				SCA SSSC Holdings, LLC	DE	NIA	SC Affiliates, LLC	Ownership	25.000	UnitedHealth Group Incorporated		
		00000	45-4266502				SCA SSSC Holdings, LLC	DE	NIA	SunSurgery, LLC	Ownership	25.000	UnitedHealth Group Incorporated		

ANNUAL STATEMENT FOR THE YEAR 2018 OF THE AmeriChoice of New Jersey, Inc.

**SCHEDULE Y**

**PART 1A - DETAIL OF INSURANCE HOLDING COMPANY SYSTEM**

1	2	3	4	5	6	7	8	9	10	11	12	13	14	15	16
Group Code	Group Name	NAIC Company Code	ID Number	Federal RSSD	CIK	Name of Securities Exchange if Publicly Traded (U.S. or International)	Names of Parent, Subsidiaries Or Affiliates	Domi-ciliary Location	Relation-ship to Reporting Entity	Directly Controlled by (Name of Entity/Person)	Type of Control (Ownership, Board, Management, Attorney-in-Fact, Influence, Other)	If Control is Ownership Provide Percentage	Ultimate Controlling Entity(ies)/Person(s)	Is an SCA Filing Required? (Y/N)	*
		00000	46-4266502				SCA SSC Holdings, LLC	DE	NA	Surgery Center Holding, LLC	Ownership	26.000	UnitHealth Group Incorporated		
		00000	47-5036680				SCA Stonegate Holdings, LLC	DE	NA	SCA Austin Holdings, LLC	Ownership	100.000	UnitHealth Group Incorporated		
		00000	63-1286887				SCA Surgery Center of Quilman, LLC	DE	NA	SC Affiliates, LLC	Ownership	100.000	UnitHealth Group Incorporated		
		00000	26-2802288				SCA Surgery Holdings, LLC	DE	NA	Surgical Care Affiliates, LLC	Ownership	100.000	UnitHealth Group Incorporated		
		00000	46-4774546				SCA Surgery Partners, LLC	DE	NA	National Surgery Centers, LLC	Ownership	100.000	UnitHealth Group Incorporated		
		00000	75-2501088				SCA Surgicare of Laguna Hills, LLC	DE	NA	Surgery Center Holding, LLC	Ownership	100.000	UnitHealth Group Incorporated		
		00000	27-2096767				SCA Teamate Support Network	AL	NA	Surgical Care Affiliates, LLC	Ownership	100.000	UnitHealth Group Incorporated		
		00000	74-2550597				SCA-Albuquerque Surgery Properties, Inc.	NM	NA	SC Affiliates, LLC	Ownership	100.000	UnitHealth Group Incorporated		
		00000	47-1807383				SCA-Alliance, LLC	DE	NA	SCA Surgery Holdings, LLC	Ownership	100.000	UnitHealth Group Incorporated		
		00000	82-4763869				SCA-Anne Arundel, LLC	DE	NA	SC Affiliates, LLC	Ownership	100.000	UnitHealth Group Incorporated		
		00000	82-3857994				SCA-Bethesda, LLC	DE	NA	SC Affiliates, LLC	Ownership	100.000	UnitHealth Group Incorporated		
		00000	62-1530120				SCA-Blue Ridge, LLC	DE	NA	SC Affiliates, LLC	Ownership	100.000	UnitHealth Group Incorporated		
		00000					SCA-Bonita Springs, LLC	DE	NA	SC Affiliates, LLC	Ownership	100.000	UnitHealth Group Incorporated		
		00000	82-1980137				SCA-Brandon, LLC	DE	NA	SC Affiliates, LLC	Ownership	50.980	UnitHealth Group Incorporated		2
		00000	81-3336088				SCA-Brazil, LLC	DE	NA	SC Affiliates, LLC	Ownership	100.000	UnitHealth Group Incorporated		
		00000	83-1094012				SCA-Castle Rock, LLC	DE	NA	SC Affiliates, LLC	Ownership	100.000	UnitHealth Group Incorporated		
		00000	47-1535510				SCA-Central Florida, LLC	FL	NA	SC Affiliates, LLC	Ownership	55.360	UnitHealth Group Incorporated		2
		00000	58-1709758				SCA-Charleston, LLC	DE	NA	SCA Surgery Holdings, LLC	Ownership	100.000	UnitHealth Group Incorporated		
		00000	82-4511713				SCA-Chatham, LLC	DE	NA	SC Affiliates, LLC	Ownership	100.000	UnitHealth Group Incorporated		
		00000	83-1093626				SCA-Cherry Creek, LLC	DE	NA	SC Affiliates, LLC	Ownership	100.000	UnitHealth Group Incorporated		
		00000	81-3301058				SCA-Chevy Chase, LLC	DE	NA	SC Affiliates, LLC	Ownership	100.000	UnitHealth Group Incorporated		
		00000	62-1516306				SCA-Citrus, Inc.	TN	NA	SC Affiliates, LLC	Ownership	100.000	UnitHealth Group Incorporated		
		00000	83-1047471				SCA-Colorado Springs, LLC	DE	NA	SC Affiliates, LLC	Ownership	100.000	UnitHealth Group Incorporated		
		00000	83-1585952				SCA-Connecticut Partners, LLC	DE	NA	SunSurgery, LLC	Ownership	100.000	UnitHealth Group Incorporated		
		00000	47-4028383				SCA-Davenport, LLC	DE	NA	SC Affiliates, LLC	Ownership	100.000	UnitHealth Group Incorporated		
		00000	82-1470227				SCA-Derry, LLC	DE	NA	SC Affiliates, LLC	Ownership	78.873	UnitHealth Group Incorporated		2
		00000	81-3734814				SCA-Doral, LLC	DE	NA	SC Affiliates, LLC	Ownership	100.000	UnitHealth Group Incorporated		
		00000	83-1093886				SCA-DRY CREEK, LLC	DE	NA	SC Affiliates, LLC	Ownership	100.000	UnitHealth Group Incorporated		
		00000	83-1102015				SCA-DTC Holdings, LLC	DE	NA	SC Affiliates, LLC	Ownership	100.000	UnitHealth Group Incorporated		
		00000	81-1594261				SCA-Dublin, LLC	DE	NA	SC Affiliates, LLC	Ownership	100.000	UnitHealth Group Incorporated		
		00000	81-3301305				SCA-Encinitas, Inc.	DE	NA	Surgical Health, LLC	Ownership	100.000	UnitHealth Group Incorporated		
		00000	62-1541235				SCA-Eugene, Inc.	TN	NA	SC Affiliates, LLC	Ownership	100.000	UnitHealth Group Incorporated		
		00000					SCA-First Coast, LLC	DE	NA	SC Affiliates, LLC	Ownership	100.000	UnitHealth Group Incorporated		
		00000	62-1551099				SCA-Florence, LLC	DE	NA	SC Affiliates, LLC	Ownership	100.000	UnitHealth Group Incorporated		
		00000	83-1067967				SCA-Fort Collins, Inc.	CO	NA	SC Affiliates, LLC	Ownership	100.000	UnitHealth Group Incorporated		
		00000	82-1502719				SCA-Fort Walton, Inc.	TN	NA	SC Affiliates, LLC	Ownership	100.000	UnitHealth Group Incorporated		
		00000	47-3641516				SCA-Franklin, LLC	DE	NA	SC Affiliates, LLC	Ownership	100.000	UnitHealth Group Incorporated		
		00000	81-2727879				SCA-Frederick, LLC	DE	NA	SC Affiliates, LLC	Ownership	100.000	UnitHealth Group Incorporated		
		00000	82-3535257				SCA-Freeway Holdings, LLC	DE	NA	SC Affiliates, LLC	Ownership	100.000	UnitHealth Group Incorporated		
		00000					SCA-Ft. Myers, LLC	DE	NA	SC Affiliates, LLC	Ownership	100.000	UnitHealth Group Incorporated		
		00000	62-1547680				SCA-Gainesville, LLC	DE	NA	SC Affiliates, LLC	Ownership	100.000	UnitHealth Group Incorporated		
		00000	81-1956407				SCA-Gladiolus, LLC	DE	NA	SC Affiliates, LLC	Ownership	100.000	UnitHealth Group Incorporated		
		00000	82-1438328				SCA-GRANTS PASS, LLC	DE	NA	SC Affiliates, LLC	Ownership	100.000	UnitHealth Group Incorporated		
		00000	81-2376695				SCA-Grove Place, LLC	DE	NA	SC Affiliates, LLC	Ownership	100.000	UnitHealth Group Incorporated		
		00000	47-3466283				SCA-Hagerstown, LLC	DE	NA	SC Affiliates, LLC	Ownership	100.000	UnitHealth Group Incorporated		
		00000	81-4605501				SCA-Handen, LLC	DE	NA	SC Affiliates, LLC	Ownership	100.000	UnitHealth Group Incorporated		
		00000	47-5229514				SCA-Hilton Head, LLC	DE	NA	SC Affiliates, LLC	Ownership	100.000	UnitHealth Group Incorporated		
		00000	62-1506650				SCA-Honolulu, LLC	DE	NA	SC Affiliates, LLC	Ownership	100.000	UnitHealth Group Incorporated		
		00000	81-3445356				SCA-Houston Executive, LLC	DE	NA	SCA Pacific Holdings, Inc.	Ownership	100.000	UnitHealth Group Incorporated		
		00000	81-4905342				SCAI Holdings, LLC	DE	NA	SCA HoldCo, Inc.	Ownership	100.000	UnitHealth Group Incorporated		
		00000	81-1668861				SCA-Illinois, LLC	DE	NA	SCA Surgery Holdings, LLC	Ownership	100.000	UnitHealth Group Incorporated		
		00000	47-3930052				SCA-IT Holdings, LLC	DE	NA	SC Affiliates, LLC	Ownership	100.000	UnitHealth Group Incorporated		
		00000	83-1102109				SCA-Kissing Camels Holdings, LLC	DE	NA	SC Affiliates, LLC	Ownership	100.000	UnitHealth Group Incorporated		
		00000	81-4292506				SCA-Main Street, LLC	DE	NA	SC Affiliates, LLC	Ownership	100.000	UnitHealth Group Incorporated		

ANNUAL STATEMENT FOR THE YEAR 2018 OF THE AmeriChoice of New Jersey, Inc.

**SCHEDULE Y**

**PART 1A - DETAIL OF INSURANCE HOLDING COMPANY SYSTEM**

1	2	3	4	5	6	7	8	9	10	11	12	13	14	15	16
Group Code	Group Name	NAIC Company Code	ID Number	Federal RSSD	CIK	Name of Securities Exchange if Publicly Traded (U.S. or International)	Names of Parent, Subsidiaries Or Affiliates	Domi-ciliary Location	Relation-ship to Reporting Entity	Directly Controlled by (Name of Entity/Person)	Type of Control (Ownership, Board, Management, Attorney-in-Fact, Influence, Other)	If Control is Ownership Provide Percentage	Ultimate Controlling Entity(ies)/Person(s)	Is an SCA Filing Required? (Y/N)	*
		00000					SCA-Marina del Rey, LLC	CA	..NIA	SC Affiliates, LLC	Ownership	100.000	UnitedHealth Group Incorporated		
		00000	81-1367813				SCA-MC VBP, Inc.	DE	..NIA	SC Affiliates, LLC	Ownership	100.000	UnitedHealth Group Incorporated		
		00000	82-1184188				SCA-Mecklenburg Development Corp.	NC	..NIA	SC Affiliates, LLC	Ownership	100.000	UnitedHealth Group Incorporated		
		00000	81-4616104				SCA-Memorial City, LLC	DE	..NIA	SC Affiliates, LLC	Ownership	100.000	UnitedHealth Group Incorporated		
		00000	81-1771410				SCA-Merritt, LLC	DE	..NIA	SC Affiliates, LLC	Ownership	100.000	UnitedHealth Group Incorporated		
		00000	82-2455773				SCA-Midlands, LLC	DE	..NIA	SC Affiliates, LLC	Ownership	100.000	UnitedHealth Group Incorporated		
		00000	81-2978543				SCA-Midway Management, LLC	IL	..NIA	SC Affiliates, LLC	Ownership	100.000	UnitedHealth Group Incorporated		
		00000	83-1093787				SCA-Mile High Holdings, LLC	DE	..NIA	SC Affiliates, LLC	Ownership	100.000	UnitedHealth Group Incorporated		
		00000	80-0070617				SCA-Mobile, LLC	DE	..NIA	SC Affiliates, LLC	Ownership	100.000	UnitedHealth Group Incorporated		
		00000	81-1320467				SCA-Mokona Properties, LLC	DE	..NIA	SCA-Mokona, LLC	Ownership	100.000	UnitedHealth Group Incorporated		
		00000	81-1066674				SCA-Mokona, LLC	DE	..NIA	SC Affiliates, LLC	Ownership	100.000	UnitedHealth Group Incorporated		
		00000	82-1506655				SCA-Mt. Pleasant, LLC	DE	..NIA	SC Affiliates, LLC	Ownership	100.000	UnitedHealth Group Incorporated		
		00000	81-2850365				SCA-Naperville, LLC	DE	..NIA	SC Affiliates, LLC	Ownership	100.000	UnitedHealth Group Incorporated		
		00000	82-3002171				SCA-Naples, LLC	DE	..NIA	SC Affiliates, LLC	Ownership	100.000	UnitedHealth Group Incorporated		
		00000	81-1347328				SCA-ND VBP, Inc.	DE	..NIA	SC Affiliates, LLC	Ownership	100.000	UnitedHealth Group Incorporated		
		00000	47-4418919				SCA-New Jersey, LLC	DE	..NIA	SC Affiliates, LLC	Ownership	100.000	UnitedHealth Group Incorporated		
		00000	47-1760663				SCA-Newport Beach, LLC	CA	..NIA	SC Affiliates, LLC	Ownership	100.000	UnitedHealth Group Incorporated		
		00000					Scamer Centromed S.A.	CH	..NIA	Administradora Médica Centromed S.A.	Ownership	84.500	UnitedHealth Group Incorporated		2
		00000	82-1589343				SCA-Northeast Georgia Health, LLC	TN	..NIA	SCA-Gainesville, LLC	Ownership	50.100	UnitedHealth Group Incorporated		2
		00000	81-3445510				SCA-Palm Beach MSO Holdings, LLC	DE	..NIA	SunSurgery, LLC	Ownership	100.000	UnitedHealth Group Incorporated		
		00000	82-3058036				SCA-Palm Beach, LLC	DE	..NIA	SC Affiliates, LLC	Ownership	100.000	UnitedHealth Group Incorporated		
		00000	82-1538850				SCA-Paoli, LLC	DE	..NIA	SC Affiliates, LLC	Ownership	100.000	UnitedHealth Group Incorporated		
		00000	47-2785908				SCA-Phoenix, LLC	DE	..NIA	SC Affiliates, LLC	Ownership	100.000	UnitedHealth Group Incorporated		
		00000	47-1620189				SCA-Pocono, LLC	DE	..NIA	SC Affiliates, LLC	Ownership	100.000	UnitedHealth Group Incorporated		
		00000	81-4139195				SCA-PORTLAND, LLC	DE	..NIA	SC Affiliates, LLC	Ownership	100.000	UnitedHealth Group Incorporated		
		00000	81-4304317				SCA-River Valley, LLC	DE	..NIA	SC Affiliates, LLC	Ownership	100.000	UnitedHealth Group Incorporated		
		00000	47-1647512				SCA-Rockville, LLC	FL	..NIA	SC Affiliates, LLC	Ownership	100.000	UnitedHealth Group Incorporated		
		00000	81-2963561				SCA-San Diego, Inc.	DE	..NIA	Surgical Health, LLC	Ownership	100.000	UnitedHealth Group Incorporated		
		00000	84-3138088				SCA-San Luis Obispo, LLC	DE	..NIA	SC Affiliates, LLC	Ownership	100.000	UnitedHealth Group Incorporated		
		00000	47-1685878				SCA-Sand Lake, LLC	FL	..NIA	SC Affiliates, LLC	Ownership	100.000	UnitedHealth Group Incorporated		
		00000	88-0185362				SCA-Santa Rosa, Inc.	NV	..NIA	SC Affiliates, LLC	Ownership	100.000	UnitedHealth Group Incorporated		
		00000	82-1179532				SCA-Shelby Development Corp.	TN	..NIA	SC Affiliates, LLC	Ownership	100.000	UnitedHealth Group Incorporated		
		00000	81-3300613				SCA-Somerset, LLC	DE	..NIA	SCA Surgery Holdings, LLC	Ownership	100.000	UnitedHealth Group Incorporated		
		00000	22-3177114				SCA-South Jersey, LLC	DE	..NIA	SC Affiliates, LLC	Ownership	100.000	UnitedHealth Group Incorporated		
		00000	47-2676325				SCA-Sparta, LLC	DE	..NIA	SC Affiliates, LLC	Ownership	100.000	UnitedHealth Group Incorporated		
		00000	82-4499088				SCA-Spartanburg Holdings, LLC	DE	..NIA	SC Affiliates, LLC	Ownership	100.000	UnitedHealth Group Incorporated		
		00000	47-4106989				SCA-St. Louis, LLC	DE	..NIA	Surgical Health, LLC	Ownership	100.000	UnitedHealth Group Incorporated		
		00000	82-3270591				SCA-St. Lucie, LLC	DE	..NIA	SC Affiliates, LLC	Ownership	100.000	UnitedHealth Group Incorporated		
		00000	81-4371453				SCA-SurgiCare, LLC	DE	..NIA	SC Affiliates, LLC	Ownership	100.000	UnitedHealth Group Incorporated		
		00000	81-2455241				SCA-Swiftpath, LLC	DE	..NIA	SC Affiliates, LLC	Ownership	100.000	UnitedHealth Group Incorporated		
		00000	82-1987225				SCA-VERTA, LLC	DE	..NIA	SC Affiliates, LLC	Ownership	100.000	UnitedHealth Group Incorporated		
		00000	82-2294882				SCA-Wake Forest, LLC	DE	..NIA	SC Affiliates, LLC	Ownership	100.000	UnitedHealth Group Incorporated		
		00000	82-1448412				SCA-Western Connecticut, LLC	DE	..NIA	SC Affiliates, LLC	Ownership	100.000	UnitedHealth Group Incorporated		
		00000	82-3689825				SCA-Westover Hills, LLC	DE	..NIA	SC Affiliates, LLC	Ownership	100.000	UnitedHealth Group Incorporated		
		00000					SCA-Wilmington, LLC	DE	..NIA	SC Affiliates, LLC	Ownership	100.000	UnitedHealth Group Incorporated		
		00000	47-2890788				SCA-Wilson, LLC	DE	..NIA	SCA Surgery Holdings, LLC	Ownership	100.000	UnitedHealth Group Incorporated		
		00000	81-1159878				SCA-Winchester, LLC	DE	..NIA	SC Affiliates, LLC	Ownership	100.000	UnitedHealth Group Incorporated		
		00000	82-1525777				SCA-Winter Park, Inc.	TN	..NIA	SC Affiliates, LLC	Ownership	100.000	UnitedHealth Group Incorporated		
		00000	82-3528300				SCA-Woodlands Holdings, LLC	DE	..NIA	SC Affiliates, LLC	Ownership	100.000	UnitedHealth Group Incorporated		
		00000	27-2635371				SCP Specialty Infusion, LLC	DE	..NIA	BriovaRx Infusion Services, Inc.	Ownership	100.000	UnitedHealth Group Incorporated		
		00000	45-3629080				Script Relief LLC	DE	..NIA	OptumRx Health Solutions, LLC	Influence	42.000	UnitedHealth Group Incorporated		5
		00000	98-1097822				ScriptSwitch Limited	GBR	..NIA	Optum UK Solutions Group Limited	Ownership	100.000	UnitedHealth Group Incorporated		
		00000	98-1202716				Seisa Servicos Integrados de Saude Ltda.	BRA	..NIA	Anil Assistência Médica Internacional S.A.	Ownership	99.990	UnitedHealth Group Incorporated		2

ANNUAL STATEMENT FOR THE YEAR 2018 OF THE AmeriChoice of New Jersey, Inc.

**SCHEDULE Y**

**PART 1A - DETAIL OF INSURANCE HOLDING COMPANY SYSTEM**

1	2	3	4	5	6	7	8	9	10	11	12	13	14	15	16
Group Code	Group Name	NAIC Company Code	ID Number	Federal RSSD	CIK	Name of Securities Exchange if Publicly Traded (U.S. or International)	Names of Parent, Subsidiaries Or Affiliates	Domi-ciliary Location	Relation-ship to Reporting Entity	Directly Controlled by (Name of Entity/Person)	Type of Control (Ownership, Board, Management, Attorney-in-Fact, Influence, Other)	If Control is Owner-ship Provide Percen-tage	Ultimate Controlling Entity(ies)/Person(s)	Is an SCA Filing Re-quired? (Y/N)	*
		00000	98-1202716				Seisa Servicios Integrados de Salud Ltda.	BRA	NIA	Comed Care – Empresa de Atendimento Clinico Geral Ltda.	Ownership	0.000	UnitedHealth Group Incorporated		2
		00000	42-1709357				Senate Street Surgery Center, LLC	IN	NIA	SCA SSSC Holdings, LLC	Ownership	50.720	UnitedHealth Group Incorporated		2
		00000	27-153951				Serquinax Holdings LLC	DE	NIA	Briovax Infusion Services, Inc.	Ownership	100.000	UnitedHealth Group Incorporated		
		00000					Servicios de Entrenamiento en Competencias Clinicas Ltda.	CH	NIA	Clinica Santa Maria S.A.	Ownership	99.900	UnitedHealth Group Incorporated		
		00000					Servicios de Entrenamiento en Competencias Clinicas Ltda.	CH	NIA	Sociedad de Inversiones Santa Maria S.A.	Ownership	0.100	UnitedHealth Group Incorporated		
		00000					Servicios Integrados de Salud Ltda.	CH	NIA	Clinica Davila y Servicios Medicos S.A.	Ownership	99.900	UnitedHealth Group Incorporated		
		00000					Servicios Integrados de Salud Ltda.	CH	NIA	Clinica Santa Maria S.A.	Ownership	0.100	UnitedHealth Group Incorporated		
		00000					Servicios Medicos Amed Quilpué S.A.	CH	NIA	Centromed Quilpué S.A.	Ownership	99.900	UnitedHealth Group Incorporated		
		00000					Servicios Medicos Amed Quilpué S.A.	CH	NIA	Laboratorios Medicos Amed Quilpué S.A.	Ownership	0.100	UnitedHealth Group Incorporated		
		00000					Servicios Medicos Bio Bio Limitada	CH	NIA	Clinica Bio Bio S.A.	Ownership	99.000	UnitedHealth Group Incorporated		
		00000					Servicios Medicos Bio Bio Limitada	CH	NIA	Saden S.A.	Ownership	1.000	UnitedHealth Group Incorporated		
		00000					Servicios Medicos Ciudad del Mar Ltda.	CH	NIA	Clinica Ciudad del Mar S.A.	Ownership	99.000	UnitedHealth Group Incorporated		
		00000					Servicios Medicos Ciudad del Mar Ltda.	CH	NIA	Saden S.A.	Ownership	1.000	UnitedHealth Group Incorporated		
		00000					Servicios Medicos Santa Maria Limitada	CH	NIA	Sociedad de Inversiones Santa Maria S.A.	Ownership	99.176	UnitedHealth Group Incorporated		
		00000					Servicios Medicos Santa Maria Limitada	CH	NIA	Clinica Santa Maria S.A.	Ownership	0.824	UnitedHealth Group Incorporated		
		00000					Servicios Medicos Vespucio Ltda.	CH	NIA	Clinica Vespucio S.A.	Ownership	99.000	UnitedHealth Group Incorporated		
		00000					Servicios Medicos Vespucio Ltda.	CH	NIA	Saden S.A.	Ownership	1.000	UnitedHealth Group Incorporated		
		00000	45-423576				ShareClarity LLC	DE	NIA	United HealthCare Services, Inc.	Ownership	100.000	UnitedHealth Group Incorporated		
		00000	58-1978974				SHC Atlanta, LLC	DE	NIA	Surgical Health, LLC	Ownership	100.000	UnitedHealth Group Incorporated		
		00000	58-2013443				SHC Austin, Inc.	GA	NIA	Surgical Health, LLC	Ownership	100.000	UnitedHealth Group Incorporated		
		00000	58-2062812				SHC Hawthorn, Inc.	GA	NIA	Surgical Health, LLC	Ownership	100.000	UnitedHealth Group Incorporated		
		00000	58-2101924				SHC Melbourne, Inc.	GA	NIA	Surgical Health, LLC	Ownership	100.000	UnitedHealth Group Incorporated		
		00000	62-1223273				Shelby Surgery Properties, Inc.	TN	NIA	SC Affiliates, LLC	Ownership	100.000	UnitedHealth Group Incorporated		
		00000					Sierra Health and Life Insurance Company, Inc.	NV	IA	Sierra Health Services, Inc.	Ownership	100.000	UnitedHealth Group Incorporated		
		00000	88-0200415				Sierra Health Services, Inc.	NV	NIA	UnitedHealthcare, Inc.	Ownership	100.000	UnitedHealth Group Incorporated		
		00000	88-0254322				Sierra Health-Care Options, Inc.	NV	NIA	Sierra Health Services, Inc.	Ownership	100.000	UnitedHealth Group Incorporated		
		00000	88-0385705				Sierra Home Medical Products, Inc.	NV	NIA	Sierra Health Services, Inc.	Ownership	100.000	UnitedHealth Group Incorporated		
		00000	88-0264562				Sierra Nevada Administrators, Inc.	NV	NIA	Sierra Health Services, Inc.	Ownership	100.000	UnitedHealth Group Incorporated		
		00000					Sistema de Administración Hospitalaria S.A.C.	PER	NIA	Pacifico S.A. Entidad Prestadora de Salud.	Ownership	99.870	UnitedHealth Group Incorporated		1
		00000					Sobam – Centro Médico Hospitalar S.A.	BRA	IA	Santa Helena Assistência Médica S.A.	Ownership	100.000	UnitedHealth Group Incorporated		
		00000	98-1453235				Sociedad de Inversiones Santa Maria S.A.	CH	NIA	Clinica Santa Maria S.A.	Ownership	99.743	UnitedHealth Group Incorporated		
		00000	98-1453235				Sociedad de Inversiones Santa Maria S.A.	CH	NIA	Clinica Davila y Servicios Medicos S.A.	Ownership	0.257	UnitedHealth Group Incorporated		
		00000					Sociedad Editorial para la Ciencia Limitada.	COL	NIA	Banmedica S.A.	Ownership	76.290	UnitedHealth Group Incorporated		2
		00000	98-1462570				Somerset Outpatient Surgery, L.L.C.	NJ	NIA	SCA-Somerset, LLC	Ownership	59.999	UnitedHealth Group Incorporated		2
		00000	20-8433398				Southwest Medical Associates, Inc.	NV	NIA	Sierra Health Services, Inc.	Ownership	100.000	UnitedHealth Group Incorporated		
		00000	88-0201420				Southwest Michigan Health Network Inc.	MI	NIA	UnitedHealthcare, Inc.	Ownership	100.000	UnitedHealth Group Incorporated		
		00000	38-2608688				Southwest Surgery Center, LLC	IL	NIA	SCA-Mokena, LLC	Ownership	44.670	UnitedHealth Group Incorporated		2
		00000	36-4369359				Space Coast Surgical Center, Ltd.	FL	NIA	SCA Rockledge JV, LLC	Ownership	52.190	UnitedHealth Group Incorporated		2
		00000	75-2516428				Spartanburg Surgery Center, LLC	SC	NIA	SCA-Spartanburg Holdings, LLC	Influence	90.700	UnitedHealth Group Incorporated		5
		00000	57-0853005				Specialists In Urology Surgery Center, LLC	FL	NIA	SCA Specialists of Florida, LLC	Ownership	100.000	UnitedHealth Group Incorporated		
		00000	25-1868213				Specialized Pharmaceuticals, Inc.	PA	NIA	Oak Acquisition Holdings Corp.	Ownership	100.000	UnitedHealth Group Incorporated		
		00000	41-1921983				Specialty Benefits, LLC	DE	NIA	United HealthCare Services, Inc.	Ownership	100.000	UnitedHealth Group Incorporated		
		00000	20-3412546				Specialty Surgical Center, LLC	NJ	NIA	SCA-Sparta, LLC	Ownership	51.000	UnitedHealth Group Incorporated		2
		00000	71-0886811				Spectera of New York, IPA, Inc.	NV	NIA	Spectera, Inc.	Ownership	100.000	UnitedHealth Group Incorporated		
		00000	52-1260282				Spectera, Inc.	MD	NIA	Specialty Benefits, LLC	Ownership	100.000	UnitedHealth Group Incorporated		
		00000	81-1387232				SPINETRACK 20/20, Inc.	CA	NIA	SCA-ND VBP, Inc.	Ownership	100.000	UnitedHealth Group Incorporated		
		00000					Sports and Spinal Physical Therapy, Inc.	DC	NIA	Orthology, Inc.	Ownership	100.000	UnitedHealth Group Incorporated		
		00000	46-5687702				Spotlite, Inc.	DE	NIA	Rally Health, Inc.	Ownership	100.000	UnitedHealth Group Incorporated		

ANNUAL STATEMENT FOR THE YEAR 2018 OF THE AmeriChoice of New Jersey, Inc.

**SCHEDULE Y**

**PART 1A - DETAIL OF INSURANCE HOLDING COMPANY SYSTEM**

1	2	3	4	5	6	7	8	9	10	11	12	13	14	15	16
Group Code	Group Name	NAIC Company Code	ID Number	Federal RSSD	CIK	Name of Securities Exchange if Publicly Traded (U.S. or International)	Names of Parent, Subsidiaries Or Affiliates	Domi-ciliary Location	Relation-ship to Reporting Entity	Directly Controlled by (Name of Entity/Person)	Type of Control (Ownership, Board, Management, Attorney-in-Fact, Influence, Other)	If Control is Ownership Provide Percentage	Ultimate Controlling Entity(ies)/Person(s)	Is an SCA Filing Required? (Y/N)	*
		00000	82-1770924				SPS, LLC	DE	NIA	Progressive Enterprises Holdings, Inc.	Ownership	100.000	UnitHealth Group Incorporated		
		00000	45-4148167				SSSC Holdings, LLC	IN	NIA	SCA SSSC Holdings, LLC	Influence	49.000	UnitHealth Group Incorporated		5
		00000	75-2201400				St. Cloud Outpatient Surgery, Ltd., a Minnesota Limited Partnership	IN	NIA	St. Cloud Surgical Center, LLC	Influence	23.383	UnitHealth Group Incorporated		5
		00000	41-1348916				St. Cloud Surgical Center, LLC	DE	NIA	Surgery Center Holding, LLC	Ownership	100.000	UnitHealth Group Incorporated		
		00000	20-121544				Stonegate Surgery Center, L.P.	TX	NIA	SCA Stonegate Holdings, LLC	Ownership	56.834	UnitHealth Group Incorporated		2
		00000	27-2944223				Streamlines Health, LLC	IN	NIA	Sarvysherpa, LLC	Ownership	100.000	UnitHealth Group Incorporated		
		00000	06-1082848				SunSurgery, LLC	DE	NIA	Surgical Care Affiliates, LLC	Ownership	100.000	UnitHealth Group Incorporated		2
		00000	82-5207693				Surgery Center at Kissing Camels, LLC	CO	NIA	SCA-Kissing Camels Holdings, LLC	Ownership	55.000	UnitHealth Group Incorporated		2
		00000	62-1739361				Surgery Center Holding, LLC	DE	NIA	Surgical Care Affiliates, LLC	Ownership	100.000	UnitHealth Group Incorporated		
		00000	45-0581955				Surgery Center of Athens, LLC	GA	NIA	Athens ASC Holdings, LLC	Ownership	100.000	UnitHealth Group Incorporated		
		00000	62-1509341				Surgery Center of Boca Raton, Inc.	FL	NIA	Surgical Health, LLC	Ownership	100.000	UnitHealth Group Incorporated		
		00000	62-1506370				Surgery Center of Clarksville, L.P.	TN	NIA	Surgical Health, LLC	Ownership	99.900	UnitHealth Group Incorporated		2
		00000	63-1214140				Surgery Center of Colorado Springs, LLC	DE	NIA	SC Affiliates, LLC	Ownership	100.000	UnitHealth Group Incorporated		
		00000	42-1166764				Surgery Center of Des Moines, LLC	DE	NIA	Surgery Center Holding, LLC	Ownership	100.000	UnitHealth Group Incorporated		
		00000	72-1349752				Surgery Center of Easton, LLC	DE	NIA	SC Affiliates, LLC	Ownership	100.000	UnitHealth Group Incorporated		
		00000	63-1212213				Surgery Center of Elliott City, Inc.	DE	NIA	SC Affiliates, LLC	Ownership	100.000	UnitHealth Group Incorporated		
		00000	20-1733152				Surgery Center of Fairfield County, LLC	DE	NIA	SunSurgery, LLC	Influence	43.204	UnitHealth Group Incorporated		5
		00000	62-1179539				Surgery Center of Lexington, LLC	DE	NIA	SC Affiliates, LLC	Ownership	100.000	UnitHealth Group Incorporated		
		00000	62-1179537				Surgery Center of Louisville, LLC	DE	NIA	SC Affiliates, LLC	Ownership	100.000	UnitHealth Group Incorporated		
		00000	63-1231944				Surgery Center of Maui, LLC	DE	NIA	SC Affiliates, LLC	Ownership	100.000	UnitHealth Group Incorporated		
		00000	63-1194204				Surgery Center of Muskogee, LLC	DE	NIA	SC Affiliates, LLC	Ownership	100.000	UnitHealth Group Incorporated		
		00000	11-3701564				Surgery Center of Rockville, L.L.C.	MD	NIA	SCA-Rockville, LLC	Ownership	59.000	UnitHealth Group Incorporated		2
		00000	63-121214				Surgery Center of Southern Pines, LLC	DE	NIA	Surgery Center Holding, LLC	Ownership	100.000	UnitHealth Group Incorporated		
		00000	63-1178497				Surgery Center of Spokane, LLC	DE	NIA	SC Affiliates, LLC	Ownership	100.000	UnitHealth Group Incorporated		
		00000	63-1184216				Surgery Center of Sumner, LLC	DE	NIA	SC Affiliates, LLC	Ownership	100.000	UnitHealth Group Incorporated		
		00000	82-3448050				Surgery Center of The Woodlands, LLC	TX	NIA	SCA-Woodlands Holdings, LLC	Ownership	55.510	UnitHealth Group Incorporated		2
		00000	62-1491963				Surgery Center of Vero Beach, Inc.	TN	NIA	Surgical Health, LLC	Ownership	100.000	UnitHealth Group Incorporated		
		00000					Surgery Center of Wilmington Properties, LLC	NC	NIA	Surgery Center of Wilmington, LLC	Ownership	100.000	UnitHealth Group Incorporated		
		00000					Surgery Center of Wilmington, LLC	NC	NIA	SCA-Wilmington, LLC	Ownership	100.000	UnitHealth Group Incorporated		
		00000	26-1767806				Surgery Center of Wilson, LLC	NC	NIA	SCA-Wilson, LLC	Ownership	76.450	UnitHealth Group Incorporated		2
		00000	36-3562598				Surgery Centers of Des Moines, Ltd., an Iowa Limited Partnership	IA	NIA	Surgery Center Holding, LLC	Ownership	67.950	UnitHealth Group Incorporated		2
		00000	68-0282268				Surgery Centers-West Holdings, LLC	DE	NIA	Surgical Care Affiliates, LLC	Ownership	100.000	UnitHealth Group Incorporated		
		00000	33-1187498				Surgical Care Affiliates Political Action Committee	AL	NIA	Surgical Care Affiliates, LLC	Ownership	100.000	UnitHealth Group Incorporated		
		00000	20-8922307				Surgical Care Affiliates, LLC	DE	NIA	SCA1 Holdings, LLC	Ownership	100.000	UnitHealth Group Incorporated		
		00000	46-2971080				Surgical Care Partners of Melbourne, LLC	DE	NIA	SHC Melbourne, Inc.	Ownership	74.740	UnitHealth Group Incorporated		2
		00000	75-1925497				Surgical Caregivers of Fort Worth, LLC	TX	NIA	THR-SCA Holdings, LLC	Influence	56.423	UnitHealth Group Incorporated		5
		00000	63-1242229				Surgical Center at Premier, LLC	TN	NIA	Audubon Ambulatory Surgery Center, LLC	Influence	100.000	UnitHealth Group Incorporated		5
		00000	63-1251243				Surgical Center of Greensboro, LLC	NC	NIA	NSC Greensboro, LLC	Influence	35.720	UnitHealth Group Incorporated		5
		00000	22-2709324				Surgical Center of South Jersey, Limited Partnership	NJ	NIA	SCA-South Jersey, LLC	Ownership	61.853	UnitHealth Group Incorporated		2
		00000	63-1138507				Surgical Center of Tuscaloosa Holdings, LLC	AL	NIA	Surgical Care Affiliates, LLC	Ownership	100.000	UnitHealth Group Incorporated		
		00000					Surgical Eye Experts, LLC	VA	OTH	Physician(s) owned	Influence	0.000	UnitHealth Group Incorporated		4
		00000	58-1997354				Surgical Health of Orlando, Inc.	FL	NIA	Surgical Health, LLC	Ownership	100.000	UnitHealth Group Incorporated		
		00000	58-1941168				Surgical Health, LLC	DE	NIA	Surgical Care Affiliates, LLC	Ownership	100.000	UnitHealth Group Incorporated		
		00000	27-0168681				Surgical Hospital Holdings of Oklahoma, LLC	DE	NIA	SCA Surgery Holdings, LLC	Ownership	100.000	UnitHealth Group Incorporated		
		00000	73-1521890				Surgical Hospital of Oklahoma, L.L.C.	OK	NIA	Surgical Hospital Holdings of Oklahoma, LLC	Ownership	56.000	UnitHealth Group Incorporated		2
		00000	75-2157730				Surgicare of Belleville, LLC	DE	NIA	Surgery Center Holding, LLC	Ownership	100.000	UnitHealth Group Incorporated		
		00000	64-0629000				Surgicare of Jackson, LLC	DE	NIA	Surgery Center Holding, LLC	Ownership	100.000	UnitHealth Group Incorporated		

ANNUAL STATEMENT FOR THE YEAR 2018 OF THE AmeriChoice of New Jersey, Inc.

SCHEDULE Y

PART 1A - DETAIL OF INSURANCE HOLDING COMPANY SYSTEM

1	2	3	4	5	6	7	8	9	10	11	12	13	14	15	16
Group Code	Group Name	NAIC Company Code	ID Number	Federal RSSD	CIK	Name of Securities Exchange if Publicly Traded (U.S. or International)	Names of Parent, Subsidiaries Or Affiliates	Domi-ciliary Location	Relation-ship to Reporting Entity	Directly Controlled by (Name of Entity/Person)	Type of Control (Ownership, Board, Management, Attorney-in-Fact, Influence, Other)	If Control is Owner-ship Provide Per-centage	Ultimate Controlling Entity(ies)/Person(s)	Is an SCA Filing Re-quired? (Y/N)	*
		00000	75-2162993				Surgicare of Jackson, Ltd., a Mississippi Limited Partnership	MS	NIA	Surgicare of Jackson, LLC	Influence	40.000	UnitedHealth Group Incorporated		5
		00000	75-2287141				Surgicare of Joliet, Inc.	IL	NIA	Surgery Center Holding, LLC	Ownership	100.000	UnitedHealth Group Incorporated		
		00000	75-2501191				Surgicare of La Veta, Inc.	CA	NIA	Surgery Centers-West Holdings, LLC	Ownership	100.000	UnitedHealth Group Incorporated		
		00000	75-2507129				Surgicare of La Veta, Ltd.	CA	OTH	Monarch HealthCare, A Medical Group, Inc.	Influence	0.000	UnitedHealth Group Incorporated		4
		00000	41-1437636				Surgicare of Minneapolis, LLC	DE	NIA	Surgery Center Holding, LLC	Ownership	100.000	UnitedHealth Group Incorporated		
		00000	41-1624905				Surgicare of Minneapolis, Ltd., a Minnesota Limited Partnership	IN	NIA	Surgicare of Minneapolis, LLC	Influence	20.000	UnitedHealth Group Incorporated		5
		00000	75-2459713				Surgicare of Mobile, LLC	DE	NIA	Surgery Center Holding, LLC	Ownership	100.000	UnitedHealth Group Incorporated		
		00000	75-2459715				Surgicare of Mobile, Ltd.	AL	NIA	Surgicare of Mobile, LLC	Influence	20.000	UnitedHealth Group Incorporated		5
		00000	75-2489236				Surgicare of Oceanside, Inc.	CA	NIA	Surgery Center Holding, LLC	Ownership	100.000	UnitedHealth Group Incorporated		
		00000	75-2184730				Surgicare of Owensboro, LLC	DE	NIA	Surgery Center Holding, LLC	Ownership	100.000	UnitedHealth Group Incorporated		
		00000	75-2200171				Surgicare of Salem, LLC	DE	NIA	Surgery Center Holding, LLC	Ownership	100.000	UnitedHealth Group Incorporated		
		00000	35-1975122				Surgicare, LLC	IN	NIA	SCA-Surgicare, LLC	Ownership	53.680	UnitedHealth Group Incorporated		2
		00000	82-3717201				Surgicenter of San Antonio at Westover Hills, LLC	TX	NIA	SCA-Westover Hills, LLC	Influence	45.360	UnitedHealth Group Incorporated		5
		00000	35-3329855				Surgicenters of Southern California, Inc.	CA	NIA	Surgery Center Holding, LLC	Ownership	100.000	UnitedHealth Group Incorporated		
		00000	46-1536748				Symphonix Health Holdings, LLC	DE	NIA	United HealthCare Services, Inc.	Ownership	100.000	UnitedHealth Group Incorporated		
0707	UnitedHealth Group Incorporated	84549	38-2044243				Symphonix Health Insurance, Inc.	IL	IA	Symphonix Health Holdings, LLC	Ownership	100.000	UnitedHealth Group Incorporated		
		00000	47-4751035				TeamMD Holdings, Inc.	DE	NIA	AmeriChoice Corporation	Ownership	100.000	UnitedHealth Group Incorporated		
		00000	47-4850893				TeamMD Iowa, Inc.	DE	NIA	TeamMD Holdings, Inc.	Ownership	100.000	UnitedHealth Group Incorporated		
		00000	30-0445773				TeamMD Physicians, P.C.	IA	OTH	Physician(s) owned	Influence	0.000	UnitedHealth Group Incorporated		4
		00000					Tecnologías de Información en Salud S.A.	CH	NIA	Clínica Santa María S.A.	Ownership	50.000	UnitedHealth Group Incorporated		
		00000					Tecnologías de Información en Salud S.A.	CH	NIA	Clínica Dávila y Servicios Médicos S.A.	Ownership	50.000	UnitedHealth Group Incorporated		
		00000	38-3897811				Texas Health Craig Ranch Surgery Center, LLC	TX	NIA	THR-SCA Holdings, LLC	Influence	51.500	UnitedHealth Group Incorporated		5
		00000	80-0866449				Texas Health Flower Mound Orthopedic Surgery Center, LLC	TX	NIA	THR-SCA Holdings, LLC	Influence	51.000	UnitedHealth Group Incorporated		5
		00000	81-4977249				Texas Health Orthopedic Surgery Center Alliance, LLC	TX	NIA	THR-SCA Holdings, LLC	Influence	51.000	UnitedHealth Group Incorporated		5
		00000	82-2296081				Texas Health Surgery Center Alliance, LLC	TX	NIA	THR-SCA Holdings, LLC	Influence	77.583	UnitedHealth Group Incorporated		5
		00000	82-1307876				Texas Health Surgery Center Bedford, LLC	TX	NIA	THR-SCA Holdings, LLC	Influence	51.010	UnitedHealth Group Incorporated		5
		00000	20-3991622				Texas Health Surgery Center Preston Plaza, LLC	TX	NIA	THR-SCA Holdings, LLC	Influence	53.048	UnitedHealth Group Incorporated		5
		00000	47-4425996				Texas Health Surgery Center Rockwall, LLC	TX	NIA	THR-SCA Holdings, LLC	Influence	51.000	UnitedHealth Group Incorporated		5
		00000					The Advisory Board (Chile) SpA	CH	NIA	The Advisory Board Company	Ownership	100.000	UnitedHealth Group Incorporated		
		00000	82-1468699				The Advisory Board Company	DE	NIA	OptumInsight, Inc.	Ownership	100.000	UnitedHealth Group Incorporated		
		00000	20-5562797				The Eye Surgery Center of the Carolinas, L.P.	NC	NIA	Surgery Center of Southern Pines, LLC	Influence	46.000	UnitedHealth Group Incorporated		5
		00000	55-1970224				The Lewin Group, Inc.	NC	NIA	Optum Public Sector Solutions, Inc.	Ownership	100.000	UnitedHealth Group Incorporated		
		00000	61-1409045				The Outpatient Surgery Center of Hilton Head, LLC	SC	NIA	SCA-Hilton Head, LLC	Ownership	50.000	UnitedHealth Group Incorporated		2
		00000	72-1349755				The Surgery Center of Easton, L.P.	TN	NIA	Surgery Center of Easton, LLC	Ownership	57.000	UnitedHealth Group Incorporated		2
		00000	63-1184215				The Surgical Center at Tenaya, L.P.	TN	NIA	Surgery Center of Summerlin, LLC	Influence	20.000	UnitedHealth Group Incorporated		5
		00000	06-1552689				The Surgical Center of Connecticut, LLC	CT	NIA	SCA-Main Street, LLC	Influence	82.120	UnitedHealth Group Incorporated		5
		00000	37-1446353				THE SURGICAL CENTER OF THE TREASURE COAST, L.L.C.	FL	NIA	SCA-St. Lucie, LLC	Ownership	51.000	UnitedHealth Group Incorporated		2
		00000	28-1479919				Thomas Johnson Surgery Center, LLC	MD	NIA	SCA-Frederick, LLC	Ownership	65.000	UnitedHealth Group Incorporated		2
		00000	77-0367271				Thousand Oaks Endoscopy Center, LLC	CA	NIA	Endoscopy Center Affiliates, Inc.	Ownership	99.000	UnitedHealth Group Incorporated		2
		00000	25-1825549				Three Rivers Holdings, Inc.	DE	NIA	AmeriChoice Corporation	Ownership	100.000	UnitedHealth Group Incorporated		
		00000	83-1194203				Three Rivers Surgical Care, L.P.	TN	NIA	Muskogee Surgical Investors, LLC	Ownership	72.538	UnitedHealth Group Incorporated		2
		00000	59-3143128				Tmesys, LLC	FL	NIA	PMSI Holdings, LLC	Ownership	100.000	UnitedHealth Group Incorporated		
		00000	98-1287904				Topimaging Diagnóstico por Imagem Ltda.	BRA	NIA	Esho - Empresa de Serviços Hospitalares S.A.	Ownership	89.000	UnitedHealth Group Incorporated		2

ANNUAL STATEMENT FOR THE YEAR 2018 OF THE AmeriChoice of New Jersey, Inc.

**SCHEDULE Y**  
**PART 1A - DETAIL OF INSURANCE HOLDING COMPANY SYSTEM**

1	2	3	4	5	6	7	8	9	10	11	12	13	14	15	16
Group Code	Group Name	NAIC Company Code	ID Number	Federal RSSD	CIK	Name of Securities Exchange if Publicly Traded (U.S. or International)	Names of Parent, Subsidiaries Or Affiliates	Domi-ciliary Location	Relation-ship to Reporting Entity	Directly Controlled by (Name of Entity/Person)	Type of Control (Ownership, Board, Management, Attorney-in-Fact, Influence, Other)	If Control is Ownership Provide Percentage	Ultimate Controlling Entity(ies)/Person(s)	Is an SCA Filing Required? (Y/N)	*
		00000					Trails Edge Surgery Center, LLC	FL	NIA	SCA-Bonita Springs, LLC	Ownership	59,000	UnitedHealth Group Incorporated		2
		00000	46-5482620				Trauma Surgery Affiliates, LLC	TX	NIA	National Surgery Centers, LLC	Influence	49,000	UnitedHealth Group Incorporated		5
		00000	82-1431155				Travel Express Incorporated	MD	NIA	FrontierMEDX, Inc.	Ownership	100,000	UnitedHealth Group Incorporated		
		00000	46-2613170				Treasure Valley Emerald Properties, LLC	ID	NIA	Treasure Valley Hospital Limited Partnership	Influence	100,000	UnitedHealth Group Incorporated		5
		00000	33-0592165				Treasure Valley Hospital Limited Partnership	ID	NIA	Surgical Health, LLC	Influence	40,375	UnitedHealth Group Incorporated		5
		00000	27-2241757				Tri-City Medical Center ASC Operators, LLC	CA	NIA	Surgicare of Oceanside, Inc.	Influence	40,000	UnitedHealth Group Incorporated		5
		00000	47-5088596				TriMed, LLC	UT	NIA	National MedTrans, LLC	Ownership	100,000	UnitedHealth Group Incorporated		
		00000	46-5530255				Trio Motion, LLC	DE	NIA	Savvysherpa, LLC	Ownership	100,000	UnitedHealth Group Incorporated		
		00000	63-0974161				Tuscaloosa Surgical Center, L.P.	AL	NIA	Surgical Center of Tuscaloosa Holdings, LLC	Influence	30,000	UnitedHealth Group Incorporated		5
		00000	94-3077094				U.S. Behavioral Health Plan, California	CA	IA	United Behavioral Health	Ownership	100,000	UnitedHealth Group Incorporated		
		00000	81-3287291				UCSD-SCA Holdings I, LLC	DE	NIA	SCA-Encinitas, Inc.	Influence	49,000	UnitedHealth Group Incorporated		5
		00000	81-3144140				UCSD-SCA Holdings II, LLC	DE	NIA	SCA-San Diego, Inc.	Influence	47,961	UnitedHealth Group Incorporated		5
		00000	96-1388279				UHC Finance (Ireland) Unlimited Company	JRL	NIA	UnitedHealth Group International Finance (Ireland) Unlimited Company	Ownership	100,000	UnitedHealth Group Incorporated		
		00000	98-1113428				UHC Global Health Services BC Ltd.	CAN	NIA	UnitedHealthcare Global Canada Limited	Ownership	100,000	UnitedHealth Group Incorporated		
		00000	41-1913059				UHC International Services, Inc.	DE	NIA	UnitedHealth Group Incorporated	Ownership	100,000	UnitedHealth Group Incorporated		
		00000	95-2931460				UHC of California	CA	IA	United HealthCare Services, Inc.	Ownership	100,000	UnitedHealth Group Incorporated		
		00000	82-3143073				UHCF LLC	DE	NIA	OptumRx, Inc.	Ownership	100,000	UnitedHealth Group Incorporated		
		00000	98-1103713				UHO - FZE	ARE	NIA	UnitedHealthcare Global Medical (UK) Limited	Ownership	100,000	UnitedHealth Group Incorporated		
		00000	98-1372063				UHO Holdings (Ireland) Limited	JRL	NIA	United HealthCare Services, Inc.	Ownership	100,000	UnitedHealth Group Incorporated		
		00000	98-1372064				UHO Services (Ireland) Limited	JRL	NIA	UHO Holdings (Ireland) Limited	Ownership	100,000	UnitedHealth Group Incorporated		
		00000	98-1122490				UHG Brasil Participações S.A.	BRA	NIA	Polar II Fundo de Investimento em Participações Multiestratégia	Ownership	100,000	UnitedHealth Group Incorporated		
		00000	41-1921008				UHC Holdings, Inc.	DE	NIA	United HealthCare Services, Inc.	Ownership	100,000	UnitedHealth Group Incorporated		
		00000	39-1995276				UMR, Inc.	DE	NIA	United HealthCare Services, Inc.	Ownership	100,000	UnitedHealth Group Incorporated		
		00000	98-1444648				Unidad Médica Diagnóstico S.A.	COL	NIA	Colmedica Medicina Prepagada	Ownership	92,380	UnitedHealth Group Incorporated		
		00000	98-1444648				Unidad Médica Diagnóstico S.A.	COL	NIA	Banmedica Colombia S.A.	Ownership	7,620	UnitedHealth Group Incorporated		
0707	UnitedHealth Group Incorporated	91529	52-1996029				Unimerica Insurance Company	WI	IA	OptumHealth Holdings, LLC	Ownership	100,000	UnitedHealth Group Incorporated		
		00000	01-0637149				Unimerica Life Insurance Company of New York	NY	IA	UnitedHealthcare Insurance Company	Ownership	100,000	UnitedHealth Group Incorporated		
0707	UnitedHealth Group Incorporated	11596	01-0637149				Unison Administrative Services, LLC	PA	NIA	Three Rivers Holdings, Inc.	Ownership	100,000	UnitedHealth Group Incorporated		
		00000	25-1877716				Unison Health Plan of Delaware, Inc.	DE	IA	Three Rivers Holdings, Inc.	Ownership	100,000	UnitedHealth Group Incorporated		
		00000	20-5917714				United Behavioral Health	CA	NIA	OptumHealth Holdings, LLC	Ownership	100,000	UnitedHealth Group Incorporated		
		00000	94-2649097				United Behavioral Health of New York, I.P.A., Inc.	NY	NIA	United Behavioral Health	Ownership	100,000	UnitedHealth Group Incorporated		
		00000	41-1868911				United Health Foundation	IN	NIA	UnitedHealth Group Incorporated	Ownership	100,000	UnitedHealth Group Incorporated		
		00000	41-1941615				United HealthCare Services, Inc.	IN	NIA	UnitedHealth Group Incorporated	Ownership	100,000	UnitedHealth Group Incorporated		
		00000	41-1289245	3410132			United Resource Networks IPA of New York, Inc.	NY	NIA	OptumHealth Care Solutions, LLC	Ownership	100,000	UnitedHealth Group Incorporated		
		00000	30-0318238				UnitedHealth Advisors, LLC	ME	NIA	United HealthCare Services, Inc.	Ownership	100,000	UnitedHealth Group Incorporated		
		00000	01-0538317	495014	0000731766		UnitedHealth Group Incorporated	DE	JRP	Self	Ownership	0,000	UnitedHealth Group Incorporated		2
		00000	41-1321939				UnitedHealth Group International Finance (Ireland) Unlimited Company	JRL	NIA	UnitedHealthcare Europe S.á.r.l.	Ownership	100,000	UnitedHealth Group Incorporated		
		00000	98-1422474				UnitedHealth Group International GP	CYM	NIA	UnitedHealth Group Incorporated	Ownership	100,000	UnitedHealth Group Incorporated		
		00000	98-1079826				UnitedHealth Group International L.P.	CYM	NIA	UnitedHealth Group Incorporated	Ownership	70,604	UnitedHealth Group Incorporated		
		00000	98-1080118				UnitedHealth Group International L.P.	CYM	NIA	FMG Holdings, LLC	Ownership	29,396	UnitedHealth Group Incorporated		
		00000	98-1080118				UnitedHealth Group Ventures, LLC	DE	NIA	UnitedHealth Group Incorporated	Ownership	100,000	UnitedHealth Group Incorporated		
		00000	46-3311994				UnitedHealth International, Inc.	DE	NIA	UnitedHealth Group Incorporated	Ownership	100,000	UnitedHealth Group Incorporated		
		00000	41-1917398				UnitedHealth Military & Veterans Services, LLC	DE	NIA	United HealthCare Services, Inc.	Ownership	100,000	UnitedHealth Group Incorporated		
		00000	26-2574977								Ownership	100,000	UnitedHealth Group Incorporated		

ANNUAL STATEMENT FOR THE YEAR 2018 OF THE AmeriChoice of New Jersey, Inc.

**SCHEDULE Y**

**PART 1A - DETAIL OF INSURANCE HOLDING COMPANY SYSTEM**

1	2	3	4	5	6	7	8	9	10	11	12	13	14	15	16
Group Code	Group Name	NAIC Company Code	ID Number	Federal RSSD	CIK	Name of Securities Exchange if Publicly Traded (U.S. or International)	Names of Parent, Subsidiaries Or Affiliates	Domi-ciliary Location	Relation-ship to Reporting Entity	Directly Controlled by (Name of Entity/Person)	Type of Control (Ownership, Board, Management, Attorney-in-Fact, Influence, Other)	If Control is Owner-ship Provide Per-centage	Ultimate Controlling Entity(ies)/Person(s)	Is an SCA Filing Re-quired? (Y/N)	*
.0707	UnitedHealth Group Incorporated	00000 95174	98-0559902 33-0115163				UnitedHealth UK Limited UnitedHealthcare Benefits of Texas, Inc. UnitedHealthcare Benefits Plan of California	GBR TX CA	..NIA ..IA ..IA	Optum Solutions UK Holdings Limited United HealthCare Services, Inc. United HealthCare Services, Inc.	Ownership Ownership Ownership	100.000 100.000 100.000	UnitedHealth Group Incorporated UnitedHealth Group Incorporated UnitedHealth Group Incorporated		
.0707	UnitedHealth Group Incorporated	00000 13168	47-3221444 46-4348775 26-2688274				UnitedHealthcare Community Plan of California, Inc. UnitedHealthcare Community Plan of Georgia, Inc. UnitedHealthcare Community Plan of Ohio, Inc.	CA GA OH	..IA ..IA ..IA	United HealthCare Services, Inc. AmeriChoice Corporation Three Rivers Holdings, Inc.	Ownership Ownership Ownership	100.000 100.000 100.000	UnitedHealth Group Incorporated UnitedHealth Group Incorporated UnitedHealth Group Incorporated		
.0707	UnitedHealth Group Incorporated	00000 95467	91-2008361 38-3204052				UnitedHealthcare Community Plan of Texas, L.L.C. UnitedHealthcare Community Plan, Inc. UnitedHealthcare Consulting & Assistance Service (Beijing) Co., Ltd.	TX MI CHN	..IA ..IA ..NIA	Ovations, Inc. AmeriChoice Corporation UnitedHealthcare International I B.V. UnitedHealthcare International VI S.à r.l.	Ownership Ownership Ownership Ownership	100.000 100.000 100.000 100.000	UnitedHealth Group Incorporated UnitedHealth Group Incorporated UnitedHealth Group Incorporated UnitedHealth Group Incorporated		
.0707	UnitedHealth Group Incorporated	00000 00000	98-1200034 98-1198879				UnitedHealthcare Europe S.à r.l. UnitedHealthcare Global Medical (UK) Limited	LUX GBR	..NIA ..NIA	UnitedHealthcare International I B.V. UnitedHealthcare International VI S.à r.l.	Ownership Ownership	100.000 100.000	UnitedHealth Group Incorporated UnitedHealth Group Incorporated		
.0707	UnitedHealth Group Incorporated	00000 00000	98-1029201 98-1099116 98-1099116				UnitedHealthcare India Private Limited UnitedHealthcare India Private Limited UnitedHealthcare Insurance Company	IND IND CT	..NIA ..NIA ..IA	UnitedHealthcare International I B.V. OptumHealth International B.V. UnitedHealth International, Inc. UHC Holdings, Inc.	Ownership Ownership Ownership Ownership	100.000 99.999 0.001 100.000	UnitedHealth Group Incorporated UnitedHealth Group Incorporated UnitedHealth Group Incorporated UnitedHealth Group Incorporated		
.0707	UnitedHealth Group Incorporated	00000 60318	36-2739571 36-3800349				UnitedHealthcare Insurance Company of Illinois UnitedHealthcare Insurance Company of New York	IL NY	..IA ..IA	UnitedHealthcare Insurance Company UnitedHealthcare Insurance Company	Ownership Ownership	100.000 100.000	UnitedHealth Group Incorporated UnitedHealth Group Incorporated		
.0707	UnitedHealth Group Incorporated	00000 12231	11-3283886 20-1902768				UnitedHealthcare Insurance Company of the River Valley UnitedHealthcare Insurance Designated Activity Company	IL JRL	..IA ..IA	UnitedHealthcare Services Company of the River Valley, Inc. UHC Holdings (Ireland) Limited	Ownership Ownership	100.000 100.000	UnitedHealth Group Incorporated UnitedHealth Group Incorporated		
.0707	UnitedHealth Group Incorporated	00000 00000	98-1372065 96-0618309 41-1988797 98-1100512				UnitedHealthcare Integrated Services, Inc. UnitedHealthcare International Asia, LLC UnitedHealthcare International I B.V. UnitedHealthcare International II S.à r.l.	AZ DE NLD LUX	..IA ..NIA ..NIA ..NIA	Ovations, Inc. UnitedHealth Group Incorporated UnitedHealth Group International L.P. UnitedHealthcare International VI S.à r.l.	Ownership Ownership Ownership Ownership	100.000 100.000 100.000 100.000	UnitedHealth Group Incorporated UnitedHealth Group Incorporated UnitedHealth Group Incorporated UnitedHealth Group Incorporated		
.0707	UnitedHealth Group Incorporated	00000 00000	98-1079459 98-1340853 98-1077436 98-1372054				UnitedHealthcare International III S.à r.l. UnitedHealthcare International III B.V. UnitedHealthcare International III S.à r.l. UnitedHealthcare International IV B.V.	LUX NLD LUX NLD	..NIA ..NIA ..NIA ..NIA	UnitedHealthcare Europe S.à r.l. Optum Services (Ireland) Limited OptumHealth International B.V. UnitedHealthcare International VIII S.à r.l.	Ownership Ownership Ownership Ownership	100.000 100.000 100.000 100.000	UnitedHealth Group Incorporated UnitedHealth Group Incorporated UnitedHealth Group Incorporated UnitedHealth Group Incorporated		
.0707	UnitedHealth Group Incorporated	00000 00000	98-1080926 98-1372058 98-1372060				UnitedHealthcare International IV S.à r.l. UnitedHealthcare International VI S.à r.l. UnitedHealthcare International VII S.à r.l. UnitedHealthcare International VIII S.à r.l.	LUX LUX LUX LUX	..NIA ..NIA ..NIA ..NIA	UnitedHealthcare International VIII S.à r.l. UnitedHealth Group International L.P. UHC Finance (Ireland) Unlimited Company UnitedHealthcare International X S.à r.l. UnitedHealthcare International III S.à r.l.	Ownership Ownership Ownership Ownership	100.000 100.000 100.000 100.000	UnitedHealth Group Incorporated UnitedHealth Group Incorporated UnitedHealth Group Incorporated UnitedHealth Group Incorporated		
.0707	UnitedHealth Group Incorporated	00000 97179	98-1372062 98-0207231				UnitedHealthcare International X S.à r.l. UnitedHealthcare Life Insurance Company	LUX WI	..NIA ..IA	UnitedHealthcare International III S.à r.l. Golden Rule Financial Corporation	Ownership Ownership	100.000 100.000	UnitedHealth Group Incorporated UnitedHealth Group Incorporated		
.0707	UnitedHealth Group Incorporated	95784 96016	63-0899562 98-0507074				UnitedHealthcare of Alabama, Inc. UnitedHealthcare of Arizona, Inc.	AL AZ	..IA ..IA	UnitedHealthcare, Inc. UnitedHealthcare, Inc.	Ownership Ownership	100.000 100.000	UnitedHealth Group Incorporated UnitedHealth Group Incorporated		
.0707	UnitedHealth Group Incorporated	95446 95090	63-1036819 94-1004639				UnitedHealthcare of Arkansas, Inc. UnitedHealthcare of Colorado, Inc.	AR CO	..IA ..IA	UnitedHealthcare, Inc. UnitedHealthcare, Inc.	Ownership Ownership	100.000 100.000	UnitedHealth Group Incorporated UnitedHealth Group Incorporated		
.0707	UnitedHealth Group Incorporated	95264 95850	99-1293865 98-1653544				UnitedHealthcare of Florida, Inc. UnitedHealthcare of Georgia, Inc.	FL GA	..IA ..IA	UnitedHealthcare, Inc. UnitedHealthcare, Inc.	Ownership Ownership	100.000 100.000	UnitedHealth Group Incorporated UnitedHealth Group Incorporated		
.0707	UnitedHealth Group Incorporated	95776	36-3280214				UnitedHealthcare of Illinois, Inc.	IL	..IA	UnitedHealthcare, Inc.	Ownership	100.000	UnitedHealth Group Incorporated		



ANNUAL STATEMENT FOR THE YEAR 2018 OF THE AmeriChoice of New Jersey, Inc.

**SCHEDULE Y**

**PART 1A - DETAIL OF INSURANCE HOLDING COMPANY SYSTEM**

1	2	3	4	5	6	7	8	9	10	11	12	13	14	15	16
Group Code	Group Name	NAIC Company Code	ID Number	Federal RSSD	CIK	Name of Securities Exchange if Publicly Traded (U.S. or International)	Names of Parent, Subsidiaries Or Affiliates	Domi-ciliary Location	Relation-ship to Reporting Entity	Directly Controlled by (Name of Entity/Person)	Type of Control (Ownership, Board, Management, Attorney-in-Fact, Influence, Other)	If Control is Ownership Provide Percentage	Ultimate Controlling Entity(ies)/Person(s)	Is an SCA Filing Required? (Y/N)	*
		96844	82-1240316				UnitedHealthcare of Kentucky, Ltd.	KY	IA	United HealthCare Services, Inc.	Ownership	94.883	UnitedHealth Group Incorporated		
		96844	82-1240316				UnitedHealthcare of Kentucky, Ltd.	KY	IA	UnitedHealthcare, Inc.	Ownership	5.117	UnitedHealth Group Incorporated		
.0707	UnitedHealth Group Incorporated	95833	72-1074008				UnitedHealthcare of Louisiana, Inc.	LA	IA	UnitedHealthcare, Inc.	Ownership	100.000	UnitedHealth Group Incorporated		
.0707	UnitedHealth Group Incorporated	95716	63-1036817				UnitedHealthcare of Mississippi, Inc.	MS	IA	UnitedHealthcare, Inc.	Ownership	100.000	UnitedHealth Group Incorporated		
.0707	UnitedHealth Group Incorporated	95149	05-0413469				UnitedHealthcare of New England, Inc.	RI	IA	United HealthCare Services, Inc.	Ownership	100.000	UnitedHealth Group Incorporated		
.0707	UnitedHealth Group Incorporated	13214	28-2897886				UnitedHealthcare of New Mexico, Inc.	NM	IA	UnitedHealthcare Insurance Company	Ownership	100.000	UnitedHealth Group Incorporated		
.0707	UnitedHealth Group Incorporated	95085	08-1172891				UnitedHealthcare of New York, Inc.	NY	IA	AmeriChoice Corporation	Ownership	100.000	UnitedHealth Group Incorporated		
.0707	UnitedHealth Group Incorporated	95103	56-1461010				UnitedHealthcare of North Carolina, Inc.	NC	IA	UnitedHealthcare, Inc.	Ownership	100.000	UnitedHealth Group Incorporated		
.0707	UnitedHealth Group Incorporated	95186	31-1142815				UnitedHealthcare of Ohio, Inc.	OH	IA	United HealthCare Services, Inc.	Ownership	100.000	UnitedHealth Group Incorporated		
.0707	UnitedHealth Group Incorporated	96903	33-0115166				UnitedHealthcare of Oklahoma, Inc.	OK	IA	United HealthCare Services, Inc.	Ownership	100.000	UnitedHealth Group Incorporated		
.0707	UnitedHealth Group Incorporated	95893	93-0838819				UnitedHealthcare of Oregon, Inc.	OR	IA	United HealthCare Services, Inc.	Ownership	100.000	UnitedHealth Group Incorporated		
.0707	UnitedHealth Group Incorporated	95220	25-1796858				UnitedHealthcare of Pennsylvania, Inc.	PA	IA	Three Rivers Holdings, Inc.	Ownership	100.000	UnitedHealth Group Incorporated		
.0707	UnitedHealth Group Incorporated	95765	95-3936997				UnitedHealthcare of Texas, Inc.	TX	IA	UnitedHealthcare, Inc.	Ownership	100.000	UnitedHealth Group Incorporated		
.0707	UnitedHealth Group Incorporated	95025	52-1130183				UnitedHealthcare of the Mid-Atlantic, Inc.	MD	IA	UnitedHealthcare, Inc.	Ownership	100.000	UnitedHealth Group Incorporated		
.0707	UnitedHealth Group Incorporated	95591	47-0676824				UnitedHealthcare of the Midlands, Inc.	NE	IA	UnitedHealthcare, Inc.	Ownership	100.000	UnitedHealth Group Incorporated		
.0707	UnitedHealth Group Incorporated	96385	43-1361841				UnitedHealthcare of the Midwest, Inc.	MO	IA	UnitedHealthcare, Inc.	Ownership	100.000	UnitedHealth Group Incorporated		
.0707	UnitedHealth Group Incorporated	95501	41-1488563				UnitedHealthcare of Utah, Inc.	UT	IA	UnitedHealthcare, Inc.	Ownership	100.000	UnitedHealth Group Incorporated		
.0707	UnitedHealth Group Incorporated	48038	91-1312551				UnitedHealthcare of Washington, Inc.	WA	IA	United HealthCare Services, Inc.	Ownership	100.000	UnitedHealth Group Incorporated		
.0707	UnitedHealth Group Incorporated	95710	39-1556888				UnitedHealthcare of Wisconsin, Inc.	WI	IA	UnitedHealthcare, Inc.	Ownership	100.000	UnitedHealth Group Incorporated		
.0707	UnitedHealth Group Incorporated	95378	36-3379945				UnitedHealthcare Plan of the River Valley, Inc.	IL	IA	River Valley, Inc.	Ownership	100.000	UnitedHealth Group Incorporated		
		00000	47-0854646				UnitedHealthcare Service LLC	DE	NIA	UnitedHealthcare Insurance Company	Ownership	100.000	UnitedHealth Group Incorporated		
		00000	36-3355110				UnitedHealthcare Services Company of the River Valley, Inc.	DE	NIA	UnitedHealthcare, Inc.	Ownership	100.000	UnitedHealth Group Incorporated		
		00000	01-0518346				UnitedHealthcare Specialty Benefits, LLC	ME	NIA	Specialty Benefits, LLC	Ownership	100.000	UnitedHealth Group Incorporated		
		00000	41-1922511				UnitedHealthcare, Inc.	DE	NIA	United HealthCare Services, Inc.	Ownership	100.000	UnitedHealth Group Incorporated		
		00000	28-4219191				UpFront Insurance Agency, LLC	IN	NIA	Savvysherpa, LLC	Ownership	100.000	UnitedHealth Group Incorporated		
		00000	47-3564984				UPHT-SCA Holdings, LLC	DE	NIA	SCA-Davenport, LLC	Influence	49.000	UnitedHealth Group Incorporated		5
		00000	33-0812827				Upland Outpatient Surgical Center, L.P.	CA	NIA	NSC Upland, LLC	Ownership	72.800	UnitedHealth Group Incorporated		2
		00000	95-3222717				Upland Specialty Medical Center, a California General Partnership	CA	NIA	Upland Outpatient Surgical Center, L.P.	Influence	29.060	UnitedHealth Group Incorporated		5
		00000	26-0382877				Urgent Care Holdings, Inc.	DE	NIA	Optum Clinics Intermediate Holdings, Inc.	Ownership	100.000	UnitedHealth Group Incorporated		
		00000	26-3667220				Urgent Care MSD, LLC	DE	NIA	Urgent Care Holdings, Inc.	Ownership	100.000	UnitedHealth Group Incorporated		
		00000	82-2400620				Urgent Care New York, P.C.	NY	OTH	Physician(s) owned	Ownership	0.000	UnitedHealth Group Incorporated		4
		00000	75-2613230				Urology Associates of North Texas, P.L.L.C.	TX	NIA	USMD Affiliated Services	Ownership	100.000	UnitedHealth Group Incorporated		
		00000	47-2101539				USC/SCA Surgical Holdings, LLC	DE	NIA	SCA California Surgical Holdings, LLC	Influence	49.000	UnitedHealth Group Incorporated		5
		00000	20-8048861				USMD Administrative Services, L.L.C.	TX	NIA	USMD Inc.	Ownership	100.000	UnitedHealth Group Incorporated		
		00000	27-2956222				USMD Affiliated Services	TX	NIA	USMD Inc.	Ownership	100.000	UnitedHealth Group Incorporated		
		00000	27-2866866				USMD Holdings, Inc.	DE	NIA	WellMed Medical Management, Inc.	Ownership	100.000	UnitedHealth Group Incorporated		
		00000	20-8050318				USMD Inc.	TX	NIA	USMD Holdings, Inc.	Ownership	100.000	UnitedHealth Group Incorporated		
		00000	73-1662757				USMD of Arlington GP, L.L.C.	TX	OTH	Mat-Rx Development, L.L.C.	Influence	0.000	UnitedHealth Group Incorporated		4
		00000	35-2446102				USMD PPM, LLC	TX	NIA	USMD Inc.	Ownership	100.000	UnitedHealth Group Incorporated		
		00000	63-1182191				Valley Hospital, L.L.C.	VA	NIA	Surgery Center of Spokane, LLC	Ownership	50.000	UnitedHealth Group Incorporated		2
		00000	67-0757396				Valley Physicians Network, Inc.	CA	NIA	PrimeCare Medical Network, Inc.	Ownership	100.000	UnitedHealth Group Incorporated		
		00000	81-4629242				VERTA MANAGEMENT SERVICES, LLC	DE	NIA	SCA-VERTA, LLC	Ownership	50.000	UnitedHealth Group Incorporated		2
		00000					Victory Rollover Holdings LLC	DE	NIA	UnitedHealth Group Ventures, LLC	Ownership	85.790	UnitedHealth Group Incorporated		
		00000					Victory Rollover Holdings LLC	DE	NIA	Pacific Labs, Inc.	Ownership	14.210	UnitedHealth Group Incorporated		
		00000	98-1444067				Vida Tres Internacional S.A.	CHL	NIA	Bannédica S.A.	Ownership	100.000	UnitedHealth Group Incorporated		
		00000	98-1443076				VidaIntegra S.A.	CHL	NIA	Bannédica S.A.	Ownership	100.000	UnitedHealth Group Incorporated		
		00000					Virtual Therapeutics Corporation	DE	NIA	United HealthCare Services, Inc.	Ownership	33.000	UnitedHealth Group Incorporated		2
		00000	47-3247166				Virtua-SCA Holdings, LLC	NJ	NIA	SCA-New Jersey, LLC	Influence	49.000	UnitedHealth Group Incorporated		5
		00000	36-3468841				Wauwatosa Outpatient Surgery Center, LLC	DE	NIA	Surgery Centers-West Holdings, LLC	Ownership	100.000	UnitedHealth Group Incorporated		
		00000	36-3468839				Wauwatosa Surgery Center, Limited Partnership	WI	NIA	Wauwatosa Outpatient Surgery Center, LLC	Ownership	51.000	UnitedHealth Group Incorporated		2

ANNUAL STATEMENT FOR THE YEAR 2018 OF THE AmeriChoice of New Jersey, Inc.

**SCHEDULE Y**  
**PART 1A - DETAIL OF INSURANCE HOLDING COMPANY SYSTEM**

1	2	3	4	5	6	7	8	9	10	11	12	13	14	15	16
Group Code	Group Name	NAIC Company Code	ID Number	Federal RSSD	CIK	Name of Securities Exchange if Publicly Traded (U.S. or International)	Names of Parent, Subsidiaries Or Affiliates	Domi-ciliary Location	Relation-ship to Reporting Entity	Directly Controlled by (Name of Entity/Person)	Type of Control (Ownership, Board, Management, Attorney-in-Fact, Influence, Other)	If Control is Ownership Provide Percentage	Ultimate Controlling Entity(ies)/Person(s)	Is an SCA Filing Required? (Y/N)	*
		00000	20-5429310				Wayland Square Surgicare Acquisition, L.P.	RI	NIA	Wayland Square Surgicare GP, Inc.	Ownership	99.000	UnitedHealth Group Incorporated		2
		00000	75-250274				Wayland Square Surgicare GP, Inc.	RI	NIA	Surgery Center Holding, LLC	Ownership	100.000	UnitedHealth Group Incorporated		
		00000	46-2854394				Waypoint Minnesota PC	IN	OTH	Physician(s) owned	Influence	0.000	UnitedHealth Group Incorporated		4
		00000	74-2574229				Wellinsure Benefits, LLC	DE	NIA	hCentive, Inc.	Ownership	100.000	UnitedHealth Group Incorporated		
		00000	74-2797745				WellMed Medical Group, P.A.	TX	OTH	Physician(s) owned	Influence	0.000	UnitedHealth Group Incorporated		4
		00000	74-2795364				WellMed Medical Management of Florida, Inc.	FL	NIA	WellMed Medical Management, Inc.	Ownership	100.000	UnitedHealth Group Incorporated		
		00000	35-2314192				WellMed Medical Management, Inc.	TX	NIA	Collaborative Care Holdings, LLC	Ownership	90.000	UnitedHealth Group Incorporated		2
		00000	74-289447				WellMed Network of Florida, Inc.	TX	OTH	WellMed Networks, Inc.	Influence	0.000	UnitedHealth Group Incorporated		4
		00000	82-0183013				WellMed Networks, Inc.	TX	OTH	Physician(s) owned	Influence	0.000	UnitedHealth Group Incorporated		4
		00000	27-2809113				WellMed of Las Cruces, Inc.	TX	OTH	WellMed Networks, Inc.	Influence	0.000	UnitedHealth Group Incorporated		4
		00000	06-1521999				West Coast Endoscopy Holdings, LLC	DE	NIA	SCA Surgery Holdings, LLC	Ownership	100.000	UnitedHealth Group Incorporated		
		00000	45-0636596				Western Connecticut Orthopedic Surgical Center, LLC	CT	NIA	SCA-Western Connecticut, LLC	Ownership	59.586	UnitedHealth Group Incorporated		2
		00000	06-1521999				WESTMED Practice Partners LLC	DE	NIA	Collaborative Care Holdings, LLC	Ownership	100.000	UnitedHealth Group Incorporated		
		00000	06-1521999				Willow Labs LLC	DE	NIA	OptumRx, Inc.	Ownership	100.000	UnitedHealth Group Incorporated		
		00000	06-1521999				Wilmington ASC, LLC	NC	NIA	SCA-Wilmington, LLC	Ownership	100.000	UnitedHealth Group Incorporated		
		00000	27-4816583				Wilson Creek Surgical Center, LLC	TX	NIA	THR-SCA Holdings, LLC	Influence	51.000	UnitedHealth Group Incorporated		5
		00000	46-5548304				Winchester Endoscopy, LLC	IL	NIA	SCA-Winchester, LLC	Ownership	51.000	UnitedHealth Group Incorporated		2
		00000	62-1525776				Winter Park Surgery Center, L.P.	TN	NIA	Winter Park, LLC	Influence	32.000	UnitedHealth Group Incorporated		5
		00000	62-1525776				Winter Park Surgery Center, L.P.	TN	NIA	SCA-Winter Park, Inc.	Influence	1.000	UnitedHealth Group Incorporated		5
		00000	62-1587564				Winter Park, LLC	TN	NIA	SCA-Winter Park, Inc.	Ownership	51.000	UnitedHealth Group Incorporated		2
		00000	45-2158334				WMD Medical, PLLC	TX	OTH	WellMed Networks, Inc.	Influence	0.000	UnitedHealth Group Incorporated		4
		00000	52-2102846				XLHealth Corporation	MD	NIA	United HealthCare Services, Inc.	Ownership	100.000	UnitedHealth Group Incorporated		
		00000	99-1107695				XLHealth Corporation India Private Limited	IND	NIA	XLHealth Corporation	Ownership	99.998	UnitedHealth Group Incorporated		
		00000	99-1107695				XLHealth Corporation India Private Limited	IND	NIA	UnitedHealth International, Inc.	Ownership	0.002	UnitedHealth Group Incorporated		
		00000	46-3537245				XLHome Michigan, P.C.	MI	OTH	Physician(s) owned	Influence	0.000	UnitedHealth Group Incorporated		4
		00000	45-5530241				XLHome Northeast, P.C.	NJ	OTH	Physician(s) owned	Influence	0.000	UnitedHealth Group Incorporated		4
		00000	46-2931689				XLHome Oklahoma, Inc.	OK	OTH	Physician(s) owned	Influence	0.000	UnitedHealth Group Incorporated		4
		00000	27-3543997				XLHome, P.C.	MD	OTH	Physician(s) owned	Influence	0.000	UnitedHealth Group Incorporated		4
		00000	11-3764012				Your Health Options Insurance Services, Inc.	CA	NIA	PrimeCare Medical Network, Inc.	Ownership	100.000	UnitedHealth Group Incorporated		

Asterisk	Explanation
1	TBD - Majority and/or Minority or additional shareholder information will be disclosed in a future reporting period.
2	The remaining percentage is owned by either: 1) non-affiliated entity(ies), 2) external shareholders, 3) outside investors or 4) multiple sources.
3	Currently undergoing a liquidation procedure.
4	Represents a physician or physicians' owned entity, where the entity is deemed to be influenced by the ultimate owner.
5	Represents a minority-owned entity (with respect to the ultimate owner), where the ultimate owner is deemed to have influence over the entity.

ANNUAL STATEMENT FOR THE YEAR 2018 OF THE AmeriChoice of New Jersey, Inc.

**SCHEDULE Y**

**PART 2 - SUMMARY OF INSURER'S TRANSACTIONS WITH ANY AFFILIATES**

1	2	3	4	5	6	7	8	9	10	11	12	13
NAIC Company Code	ID Number	Names of Insurers and Parent Subsidiaries or Affiliates	Shareholder Dividends	Capital Contributions	Purchases, Sales or Exchanges of Loans, Securities, Real Estate, Mortgage Loans or Other Investments	Income/ (Disbursements) Incurred in Connection with Guarantees or Undertakings for the Benefit of any Affiliate(s)	Management Agreements and Service Contracts	Income/ (Disbursements) Incurred Under Reinsurance Agreements	*	Any Other Material Activity Not in the Ordinary Course of the Insurer's Business	Totals	Reinsurance Recoverable/ (Payable) on Losses and/or Reserve Credit Taken/(Liability)
	41-1913523	ACN Group IPA of New York, Inc.	0	0	0	0	154,107	0		0	154,107	0
	27-0015861	ACN Group of California, Inc.	(5,000,000)	0	0	0	10,972,266	0		0	5,972,266	0
82406	35-1665915	All Savers Insurance Company	(475,000,000)	0	0	0	(47,493,306)	44,675		0	(522,448,631)	1,049
73130	35-1744596	All Savers Life Insurance Company of California	0	0	0	0	(6,924)	0		0	(6,924)	0
	54-1743136	AmeriChoice Corporation	173,000,000	(75,000,000)	0	0	0	0		0	98,000,000	0
95497	22-3368602	AmeriChoice of New Jersey, Inc.	0	0	0	0	(352,511,855)	0		0	(352,511,855)	0
	86-0813232	Arizona Physicians IPA	(25,000,000)	0	0	0	(691,365,070)	0		0	(716,365,070)	0
	30-0842394	AxelaCare Intermediate Holdings, LLC	0	0	0	0	178,362,650	0		0	178,362,650	0
	88-0267857	Behavioral Healthcare Options, Inc.	0	0	0	0	6,795,157	0		0	6,795,157	0
	81-0881243	California Springs Holdings PC	6,910,000	0	0	0	0	0		0	6,910,000	0
12558	45-4976934	Care Improvement Plus of Texas Insurance Company	(15,000,000)	0	0	0	(253,162,349)	0		0	(268,162,349)	0
12567	20-3888112	Care Improvement Plus South Central Insurance Company	0	0	0	0	(353,078,427)	(5,420)		0	(353,083,847)	54
14041	27-5038136	Care Improvement Plus Wisconsin Insurance Company	0	4,000,000	0	0	(45,442,495)	0		0	(41,442,495)	0
	52-1811176	DBP Services of New York IPA, Inc.	0	0	0	0	1,959,368	0		0	1,959,368	0
	52-1452809	Dental Benefit Providers of California, Inc.	(5,000,000)	0	0	0	(7,412,983)	0		0	(12,412,983)	0
52053	36-4008355	Dental Benefit Providers of Illinois, Inc.	0	0	0	0	(40,582)	0		0	(40,582)	0
	41-2014834	Dental Benefit Providers, Inc.	0	0	0	0	182,241,717	0		0	182,241,717	0
	37-0855360	Golden Rule Financial Corporation	557,000,000	0	0	0	0	0		0	557,000,000	0
62286	37-6028756	Golden Rule Insurance Company	(82,000,000)	0	0	0	(216,614,411)	0		0	(298,614,411)	0
	27-2337725	Greater Phoenix Collaborative Care, P.C.	0	0	0	0	122	0		0	122	0
	98-0213198	H&W Indemnity (SPC), Ltd.	0	0	0	0	0	0		0	0	31,080,188
79480	35-1279304	Harken Health Insurance Company	(20,000,000)	0	0	0	777,132	0		0	(19,222,868)	0
96342	88-0201035	Health Plan of Nevada, Inc.	(145,000,000)	0	0	0	(980,321,468)	(3,284,486)		0	(1,128,605,954)	40,405
	13-4138668	INSPIRIS of New York IPA, Inc.	0	0	0	0	282,834,924	0		0	282,834,924	0
	45-3143218	Lifeprint East, Inc.	0	0	0	0	103,215,260	0		0	103,215,260	0
	27-2309024	LifePrint Health, Inc.	0	0	0	0	3,056,067,613	0		0	3,056,067,613	0
60321	52-1803283	MAMSI Life and Health Insurance Company	0	0	0	0	(16,674,456)	(118,629)		0	(16,793,085)	3,785
	95-4874334	March Vision Care Group, Inc.	(6,910,000)	0	0	0	26,933,254	0		0	20,023,254	0
96310	52-1169135	MD-Individual Practice Association, Inc.	(30,000,000)	0	0	0	(25,473,965)	(303,694)		0	(55,777,659)	9,872
12756	20-3391186	Medica Health Plans of Florida, Inc.	0	0	0	0	8,624	0		0	8,624	0
12155	01-0788576	Medica HealthCare Plans, Inc.	(5,000,000)	0	0	0	(72,096,210)	0		0	(77,096,210)	0
	22-3935634	Monarch Health Plan, Inc.	0	0	0	0	0	(3,942,481)		0	(3,942,481)	0
	47-2336925	National MedTrans, LLC	0	0	0	0	4,875,023	0		0	4,875,023	0
95251	76-0196559	National Pacific Dental, Inc.	(1,800,000)	0	0	0	(1,112,512)	0		0	(2,912,512)	0
95123	65-0996107	Neighborhood Health Partnership, Inc.	(44,000,000)	0	0	0	(81,624,477)	0		0	(125,624,477)	0
95758	88-0228572	Nevada Pacific Dental	0	0	0	0	(295,588)	0		0	(295,588)	0
	72-1267232	New Orleans Regional Physician Hospital Organization, L.L.C.	0	0	0	0	(826,667,940)	0		0	(826,667,940)	0

ANNUAL STATEMENT FOR THE YEAR 2018 OF THE AmeriChoice of New Jersey, Inc.

**SCHEDULE Y**

**PART 2 - SUMMARY OF INSURER'S TRANSACTIONS WITH ANY AFFILIATES**

1	2	3	4	5	6	7	8	9	10	11	12	13
NAIC Company Code	ID Number	Names of Insurers and Parent Subsidiaries or Affiliates	Shareholder Dividends	Capital Contributions	Purchases, Sales or Exchanges of Loans, Securities, Real Estate, Mortgage Loans or Other Investments	Income/ (Disbursements) Incurred in Connection with Guarantees or Undertakings for the Benefit of any Affiliate(s)	Management Agreements and Service Contracts	Income/ (Disbursements) Incurred Under Reinsurance Agreements	*	Any Other Material Activity Not in the Ordinary Course of the Insurer's Business	Totals	Reinsurance Recoverable/ (Payable) on Losses and/or Reserve Credit Taken/(Liability)
96940	52-1518174	Optimum Choice, Inc.	(10,000,000)	0	0	0	(39,494,040)	(228,418)		0	(49,722,458)	1,251
69647	31-0628424	Optum Insurance of Ohio, Inc.	(14,000,000)	0	0	0	(10,956,547)	0		0	(24,956,547)	0
	41-1591944	OptumHealth Care Solutions, Inc.	0	0	0	0	275,713,891	0		0	275,713,891	0
	41-1858498	OptumInsight, Inc.	0	0	0	0	372,344,816	0		0	372,344,816	0
	01-0516051	OptumRx, Inc.	0	0	0	0	7,200,345,063	0		0	7,200,345,063	0
	13-3818652	OrthoNet LLC	0	0	0	0	1,285,451	0		0	1,285,451	0
	30-0029448	OrthoNet of the Mid-Atlantic, Inc.	0	0	0	0	(24,347)	0		0	(24,347)	0
78026	22-2797560	Oxford Health Insurance, Inc.	(390,000,000)	0	0	0	(919,112,682)	(60,252)		0	(1,309,172,934)	2,281,691
96798	06-1181201	Oxford Health Plans (CT), Inc.	(50,000,000)	0	0	0	(285,729,226)	(1,672,256)		0	(337,401,482)	10,279
95506	22-2745725	Oxford Health Plans (NJ), Inc.	(38,000,000)	0	0	0	(110,816,497)	1,619,813		0	(147,196,684)	951,150
95479	06-1181200	Oxford Health Plans (NY), Inc.	(25,000,000)	0	0	0	(138,963,104)	0		0	(163,963,104)	0
	52-2443751	Oxford Health Plans LLC	113,000,000	0	0	0	0	0		0	113,000,000	0
70785	35-1137395	PacifiCare Life and Health Insurance Company	(3,400,000)	0	0	0	(1,333,774)	161		0	(4,733,613)	12,290
84506	95-2829463	PacifiCare Life Assurance Company	0	0	0	0	104,913	0		0	104,913	0
95617	94-3267522	PacifiCare of Arizona, Inc.	(6,000,000)	0	0	0	(1,576,364)	(2,319)		0	(7,578,683)	0
95434	84-1011378	PacifiCare of Colorado, Inc.	(27,000,000)	0	0	0	(1,148,067,771)	(4,222,907)		0	(1,179,290,678)	0
95685	86-0875231	PacifiCare of Nevada, Inc.	0	0	0	0	(241,026)	(587)		0	(241,613)	0
13607	20-5662149	People's Health, Inc.	0	0	0	0	826,667,940	0		0	826,667,940	0
11494	04-3677255	Physicians Health Choice of Texas, LLC	0	10,000,000	0	0	(599,774,551)	(311,072)		0	(590,085,623)	330
11176	65-0885893	Preferred Care Partners, Inc.	0	0	0	0	(729,114,102)	0		0	(729,114,102)	0
	33-0607478	PrimeCare Medical Network, Inc.	(65,000,000)	0	0	0	265,329,148	0		0	200,329,148	0
95482	84-0614905	Rocky Mountain Health Maintenance Organization, Inc.	0	0	0	0	(74,687,769)	0		0	(74,687,769)	0
47004	84-1224718	Rocky Mountain HealthCare Options, Inc.	0	0	0	0	(923,015)	0		0	(923,015)	0
71420	94-0734860	Sierra Health and Life Insurance Company	(150,000,000)	0	0	0	(2,116,487,285)	(59,583)		0	(2,266,546,868)	(40,405)
	88-0201420	Southwest Medical Associates, Inc.	0	0	0	0	207,501,109	0		0	207,501,109	0
	71-0886811	Spectera of New York, IPA, Inc.	0	0	0	0	34,298	0		0	34,298	0
	52-1260282	Spectera, Inc.	0	0	0	0	23,860,408	0		0	23,860,408	0
84549	38-2044243	Symphonix Health Insurance	0	55,000,000	0	0	(302,460,305)	0		0	(247,460,305)	0
	94-3077084	U.S. Behavioral Health Plan, California	0	0	0	0	48,666,233	0		0	48,666,233	0
	95-2931460	UHC of California	(50,000,000)	0	0	0	(1,089,514,870)	0		0	(1,139,514,870)	0
91529	52-1996029	Unimerica Insurance Company	(18,000,000)	0	0	0	(35,170,926)	11,359,492		0	(41,811,434)	(4,741,135)
11596	01-0637149	Unimerica Life Insurance Company of New York	0	0	0	0	(1,423,838)	0		0	(1,423,838)	0
	20-5917714	Unison Health Plan of Delaware, Inc.	(35,000,000)	0	0	0	(1,231,130)	(3,937,573)		0	(40,168,703)	0
	94-2649097	United Behavioral Health	0	0	0	0	1,505,191,000	0		0	1,505,191,000	0
	41-1868911	United Behavioral Health of New York, I.P.A., Inc.	0	0	0	0	1,798,006	0		0	1,798,006	0
	41-1289245	UnitedHealthCare Services, Inc.	2,822,000,000	(409,000,000)	0	0	12,252,969,100	0		0	14,665,969,100	0
	41-1321939	UnitedHealth Group Incorporated	0	0	0	0	2,248,956,966	0		0	2,248,956,966	0
95174	33-0115163	UnitedHealthcare Benefits of Texas, Inc.	(20,000,000)	0	0	0	(2,499,211,749)	(4,757,933)		0	(2,523,969,682)	38,352
	47-3221444	UnitedHealthcare Benefits Plan of California	0	0	0	0	(118,344)	0		0	(118,344)	0

ANNUAL STATEMENT FOR THE YEAR 2018 OF THE AmeriChoice of New Jersey, Inc.

**SCHEDULE Y**

**PART 2 - SUMMARY OF INSURER'S TRANSACTIONS WITH ANY AFFILIATES**

1	2	3	4	5	6	7	8	9	10	11	12	13
NAIC Company Code	ID Number	Names of Insurers and Parent, Subsidiaries or Affiliates	Shareholder Dividends	Capital Contributions	Purchases, Sales or Exchanges of Loans, Securities, Real Estate, Mortgage Loans or Other Investments	Income/ (Disbursements) Incurred in Connection with Guarantees or Undertakings for the Benefit of any Affiliate(s)	Management Agreements and Service Contracts	Income/ (Disbursements) Incurred Under Reinsurance Agreements	*	Any Other Material Activity Not in the Ordinary Course of the Insurer's Business	Totals	Reinsurance Recoverable/ (Payable) on Losses and/or Reserve Credit Taken/(Liability)
	46-4348775	UnitedHealthcare Community Plan of California, Inc.	(40,000,000)	75,000,000	0	0	(8,351,571)	0		0	26,648,429	0
13168	26-2688274	UnitedHealthcare Community Plan of Georgia, Inc.	0	0	0	0	2,280	0		0	2,280	0
12323	56-2451429	UnitedHealthcare Community Plan of Ohio, Inc.	(25,000,000)	0	0	0	(484,360,601)	9,898,523		0	(499,462,078)	18,462,343
11141	91-2008361	UnitedHealthcare Community Plan of Texas, L.L.C.	0	30,000,000	0	0	(281,430,826)	(2,584,381)		0	(254,015,207)	148,243
95467	38-3204052	UnitedHealthcare Community Plan, Inc.	(18,000,000)	0	0	0	(165,439,881)	4,201,499		0	(179,238,382)	1,207,667
79413	36-2739571	UnitedHealthcare Insurance Company	(1,295,000,000)	250,000,000	0	0	(9,805,486,137)	142,702,777		0	(10,707,783,360)	(467,852,784)
60318	36-3800349	UnitedHealthcare Insurance Company of Illinois	(65,000,000)	0	0	0	(164,732,524)	540,405		0	(229,192,119)	87,196
60093	11-3283886	UnitedHealthcare Insurance Company of New York	0	0	0	0	(552,996,181)	(70,689,059)		0	(623,685,240)	283,685,417
12231	20-1902768	UnitedHealthcare Insurance Company of the River Valley	0	0	0	0	(179,835,631)	525,580		0	(179,310,051)	130,438
97179	86-0207231	UnitedHealthcare Life Insurance Company	0	0	0	0	(45,202,639)	(15,023)		0	(45,217,662)	(12,290)
95784	63-0899562	UnitedHealthcare of Alabama, Inc.	(5,000,000)	0	0	0	(16,043,987)	(94,750)		0	(21,138,737)	0
96016	86-0507074	UnitedHealthcare of Arizona, Inc.	(8,000,000)	0	0	0	(14,221,080)	(135,265)		0	(22,356,345)	0
95446	63-1036819	UnitedHealthcare of Arkansas, Inc.	(3,300,000)	0	0	0	(12,337,845)	(64,841)		0	(15,702,686)	0
95090	84-1004639	UnitedHealthcare of Colorado, Inc.	0	0	0	0	(16,324,773)	(104,874)		0	(16,429,647)	0
95264	59-1293865	UnitedHealthcare of Florida, Inc.	(65,000,000)	0	0	0	(392,136,019)	(2,500,082)		0	(459,636,101)	0
95850	58-1653544	UnitedHealthcare of Georgia, Inc.	0	0	0	0	(49,310,328)	(361,566)		0	(49,671,894)	0
95776	36-3280214	UnitedHealthcare of Illinois, Inc.	(5,500,000)	0	0	0	(23,239,317)	(189,296)		0	(28,928,613)	56
96644	62-1240316	UnitedHealthcare of Kentucky, Ltd.	0	0	0	0	(19,219,677)	(160,358)		0	(19,380,035)	0
95833	72-1074008	UnitedHealthcare of Louisiana, Inc.	0	0	0	0	(276,890,193)	(9,124,265)		0	(286,014,458)	453,507
95716	63-1036817	UnitedHealthcare of Mississippi, Inc.	0	0	0	0	(115,997,080)	1,030,943		0	(114,966,137)	297,735
95149	05-0413469	UnitedHealthcare of New England, Inc.	0	0	0	0	(281,504,581)	(1,544,549)		0	(283,049,130)	2,622,094
13214	26-2697886	UnitedHealthcare of New Mexico	(10,000,000)	0	0	0	(99,520,740)	1,611,257		0	(107,909,483)	585,145
95085	06-1172891	UnitedHealthcare of New York, Inc.	0	0	0	0	(1,068,301,751)	0		0	(1,068,301,751)	0
95103	56-1461010	UnitedHealthcare of North Carolina, Inc.	(30,000,000)	0	0	0	(54,691,016)	(563,269)		0	(85,254,285)	0
95186	31-1142815	UnitedHealthcare of Ohio, Inc.	(30,000,000)	0	0	0	(8,477,273)	(58,492)		0	(38,535,765)	0
96903	33-0115166	UnitedHealthcare of Oklahoma, Inc.	(22,500,000)	0	0	0	(73,500,809)	0		0	(96,000,809)	0
95893	93-0988819	UnitedHealthcare of Oregon, Inc.	0	0	0	0	(232,091,905)	0		0	(232,091,905)	0
95220	25-1756858	UnitedHealthcare of Pennsylvania, Inc.	(55,000,000)	0	0	0	(230,597,295)	(1,239,032)		0	(286,836,327)	0
95765	95-3939697	UnitedHealthcare of Texas, Inc.	(8,000,000)	0	0	0	(15,558,290)	(177,422)		0	(23,735,712)	197
95025	52-1130183	UnitedHealthcare of the Mid-Atlantic, Inc.	0	0	0	0	(157,058,648)	(1,002,542)		0	(158,061,190)	74
95591	47-0676824	UnitedHealthcare of the Midlands, Inc.	(15,000,000)	0	0	0	(610,122,416)	(12,433,781)		0	(637,556,197)	0
96385	43-1361841	UnitedHealthcare of the Midwest, Inc.	(25,000,000)	0	0	0	(272,320,017)	(32,191,490)		0	(329,511,507)	130,535,806
95501	41-1488563	UnitedHealthcare of Utah, Inc.	0	0	0	0	(696,697,980)	(811,366)		0	(697,509,346)	0
48038	91-1312551	UnitedHealthcare of Washington, Inc.	(10,500,000)	0	0	0	(182,557,822)	0		0	(193,057,822)	0
95710	39-1555888	UnitedHealthcare of Wisconsin, Inc.	(175,000,000)	0	0	0	(1,287,073,071)	(8,472,962)		0	(1,470,546,033)	0

ANNUAL STATEMENT FOR THE YEAR 2018 OF THE AmeriChoice of New Jersey, Inc.

**SCHEDULE Y**

**PART 2 - SUMMARY OF INSURER'S TRANSACTIONS WITH ANY AFFILIATES**

1	2	3	4	5	6	7	8	9	10	11	12	13
NAIC Company Code	ID Number	Names of Insurers and Parent, Subsidiaries or Affiliates	Shareholder Dividends	Capital Contributions	Purchases, Sales or Exchanges of Loans, Securities, Real Estate, Mortgage Loans or Other Investments	Income/ (Disbursements) Incurred in Connection with Guarantees or Undertakings for the Benefit of any Affiliate(s)	Management Agreements and Service Contracts	Income/ (Disbursements) Incurred Under Reinsurance Agreements	*	Any Other Material Activity Not in the Ordinary Course of the Insurer's Business	Totals	Reinsurance Recoverable/ (Payable) on Losses and/or Reserve Credit Taken/(Liability)
95378	36-3379945	UnitedHealthcare Plan of the River Valley, Inc.	0	60,000,000	0	0	(617,273,132)	(6,108,850)		0	(563,381,982)	0
	47-0854646	UnitedHealthcare Service LLC	0	0	0	0	904,374	0		0	904,374	0
	01-0518346	UnitedHealthcare Specialty Benefits, LLC	0	0	0	0	22,230	0		0	22,230	0
	35-2314192	WellMed Network of Florida, Inc.	0	0	0	0	882,670,634	0		0	882,670,634	0
	74-2889447	WellMed Networks, Inc.	0	0	0	0	2,619,166,239	0		0	2,619,166,239	0
9999999	Control Totals		0	0	0	0	0	0	XXX	0	0	0

# SUPPLEMENTAL EXHIBITS AND SCHEDULES INTERROGATORIES








The following supplemental reports are required to be filed as part of your statement filing unless specifically waived by the domiciliary state. However, in the event that your domiciliary state waives the filing requirement, your response of WAIVED to the specific interrogatory will be accepted in lieu of filing a "NONE" report and a bar code will be printed below. If the supplement is required of your company but is not being filed for whatever reason enter SEE EXPLANATION and provide an explanation following the interrogatory questions.

	Responses
<b>MARCH FILING</b>	
1. Will the Supplemental Compensation Exhibit be filed with the state of domicile by March 1? .....	YES
2. Will an actuarial opinion be filed by March 1? .....	YES
3. Will the confidential Risk-based Capital Report be filed with the NAIC by March 1?.....	YES
4. Will the confidential Risk-based Capital Report be filed with the state of domicile, if required, by March 1?.....	YES
<b>APRIL FILING</b>	
5. Will Management's Discussion and Analysis be filed by April 1? .....	YES
6. Will the Supplemental Investment Risks Interrogatories be filed by April 1? .....	YES
7. Will the Accident and Health Policy Experience Exhibit be filed by April 1? .....	YES
<b>JUNE FILING</b>	
8. Will an audited financial report be filed by June 1? .....	YES
9. Will Accountant's Letter of Qualifications be filed with the state of domicile and electronically with the NAIC by June 1? .....	YES
<b>AUGUST FILING</b>	
10. Will the regulator-only (non-public) Communication of Internal Control Related Matters Noted in Audit be filed with the state of domicile and electronically with the NAIC (as a regulator-only non-public document) by August 1? .....	YES









The following supplemental reports are required to be filed as part of your annual statement filing if your company is engaged in the type of business covered by the supplement. However, in the event that your company does not transact the type of business for which the special report must be filed, your response of NO to the specific interrogatory will be accepted in lieu of filing a "NONE" report and a bar code will be printed below. If the supplement is required of your company but is not being filed for whatever reason enter SEE EXPLANATION and provide an explanation following the interrogatory questions.

<b>MARCH FILING</b>	
11. Will the Medicare Supplement Insurance Experience Exhibit be filed with the state of domicile and the NAIC by March 1? .....	NO
12. Will the Supplemental Life data due March 1 be filed with the state of domicile and the NAIC? .....	NO
13. Will Schedule SIS (Stockholder Information Supplement) be filed with the state of domicile by March 1?.....	NO
14. Will the actuarial opinion on participating and non-participating policies as required in Interrogatories 1 and 2 on Exhibit 5 to Life Supplement be filed with the state of domicile and electronically with the NAIC by March 1?.....	NO
15. Will the actuarial opinion on non-guaranteed elements as required in Interrogatory 3 to Exhibit 5 to Life Supplement be filed with the state of domicile and electronically with the NAIC by March 1?.....	NO
16. Will the Medicare Part D Coverage Supplement be filed with the state of domicile and the NAIC by March 1?.....	NO
17. Will an approval from the reporting entity's state of domicile for relief related to the five-year rotation requirement for lead audit partner be filed electronically with the NAIC by March 1? .....	NO
18. Will an approval from the reporting entity's state of domicile for relief related to the one-year cooling off period for independent CPA be filed electronically with the NAIC by March 1? .....	NO
19. Will an approval from the reporting entity's state of domicile for relief related to the Requirements for Audit Committees be filed electronically with the NAIC by March 1?.....	NO
<b>APRIL FILING</b>	
20. Will the Long-Term Care Experience Reporting Forms be filed with the state of domicile and the NAIC by April 1? .....	NO
21. Will the Supplemental Life data due April 1 be filed with the state of domicile and the NAIC? .....	NO
22. Will the Supplemental Health Care Exhibit (Parts 1, 2 and 3) be filed with the state of domicile and the NAIC by April 1? .....	NO
23. Will the regulator only (non-public) Supplemental Health Care Exhibit's Expense Allocation Report be filed with the state of domicile and the NAIC by April 1? .....	NO
24. Will the Life, Health & Annuity Guaranty Association Model Act Assessment Base Reconciliation Exhibit be filed with the state of domicile and the NAIC by April 1? .....	NO
25. Will the Adjustments to the Life, Health & Annuity Guaranty Association Model Act Assessment Base Reconciliation Exhibit (if required) be filed with the state of domicile and the NAIC by April 1? .....	NO
<b>AUGUST FILING</b>	
26. Will Management's Report of Internal Control Over Financial Reporting be filed with the state of domicile by August 1? .....	YES
Explanations:	
11.	
12.	
13.	
14.	
15.	
16.	
17.	
18.	
19.	
20.	
21.	
22.	
23.	
24.	
25.	

Bar Codes:

11. Medicare Supplement Insurance Experience Exhibit [Document Identifier 360]	
12. Life Supplement [Document Identifier 205]	
13. SIS Stockholder Information Supplement [Document Identifier 420]	
14. Participating Opinion for Exhibit 5 [Document Identifier 371]	
15. Non-Guaranteed Opinion for Exhibit 5 [Document Identifier 370]	
16. Medicare Part D Coverage Supplement [Document Identifier 365]	
17. Relief from the five-year rotation requirement for lead audit partner [Document Identifier 224]	

## SUPPLEMENTAL EXHIBITS AND SCHEDULES INTERROGATORIES

- 18. Relief from the one-year cooling off period for independent CPA [Document Identifier 225] 
- 19. Relief from the Requirements for Audit Committees [Document Identifier 226] 
- 20. Long-Term Care Experience Reporting Forms [Document Identifier 306] 
- 21. Life Supplement [Document Identifier 211] 
- 22. Supplemental Health Care Exhibit (Parts 1, 2 and 3) [Document Identifier 216] 
- 23. Supplemental Health Care Exhibit's Expense Allocation Report [Document Identifier 217] 
- 24. Life, Health & Annuity Guaranty Association Model Act Assessment Base Reconciliation Exhibit [Document Identifier 290] 
- 25. Adjustments to the Life, Health & Annuity Guaranty Association Model Act Assessment Base Reconciliation Exhibit [Document Identifier 300] 



# ALPHABETICAL INDEX

**ANNUAL STATEMENT BLANK**

Analysis of Operations By Lines of Business .....	7
Assets .....	2
Cash Flow .....	6
Exhibit 1 - Enrollment By Product Type for Health Business Only .....	17
Exhibit 2 - Accident and Health Premiums Due and Unpaid .....	18
Exhibit 3 - Health Care Receivables .....	19
Exhibit 3A - Analysis of Health Care Receivables Collected and Accrued .....	20
Exhibit 4 - Claims Unpaid and Incentive Pool, Withhold and Bonus .....	21
Exhibit 5 - Amounts Due From Parent, Subsidiaries and Affiliates .....	22
Exhibit 6 - Amounts Due To Parent, Subsidiaries and Affiliates .....	23
Exhibit 7 - Part 1 - Summary of Transactions With Providers .....	24
Exhibit 7 - Part 2 - Summary of Transactions With Intermediaries .....	24
Exhibit 8 - Furniture, Equipment and Supplies Owned .....	25
Exhibit of Capital Gains (Losses) .....	15
Exhibit of Net Investment Income .....	15
Exhibit of Nonadmitted Assets .....	16
Exhibit of Premiums, Enrollment and Utilization (State Page) .....	30
Five-Year Historical Data .....	29
General Interrogatories .....	27
Jurat Page .....	1
Liabilities, Capital and Surplus .....	3
Notes To Financial Statements .....	26
Overflow Page For Write-ins .....	44
Schedule A - Part 1 .....	E01
Schedule A - Part 2 .....	E02
Schedule A - Part 3 .....	E03
Schedule A - Verification Between Years .....	SI02
Schedule B - Part 1 .....	E04
Schedule B - Part 2 .....	E05
Schedule B - Part 3 .....	E06
Schedule B - Verification Between Years .....	SI02
Schedule BA - Part 1 .....	E07
Schedule BA - Part 2 .....	E08
Schedule BA - Part 3 .....	E09
Schedule BA - Verification Between Years .....	SI03
Schedule D - Part 1 .....	E10
Schedule D - Part 1A - Section 1 .....	SI05
Schedule D - Part 1A - Section 2 .....	SI08
Schedule D - Part 2 - Section 1 .....	E11
Schedule D - Part 2 - Section 2 .....	E12
Schedule D - Part 3 .....	E13
Schedule D - Part 4 .....	E14
Schedule D - Part 5 .....	E15
Schedule D - Part 6 - Section 1 .....	E16
Schedule D - Part 6 - Section 2 .....	E16
Schedule D - Summary By Country .....	SI04
Schedule D - Verification Between Years .....	SI03
Schedule DA - Part 1 .....	E17
Schedule DA - Verification Between Years .....	SI10
Schedule DB - Part A - Section 1 .....	E18
Schedule DB - Part A - Section 2 .....	E19
Schedule DB - Part A - Verification Between Years .....	SI11
Schedule DB - Part B - Section 1 .....	E20
Schedule DB - Part B - Section 2 .....	E21
Schedule DB - Part B - Verification Between Years .....	SI11
Schedule DB - Part C - Section 1 .....	SI12
Schedule DB - Part C - Section 2 .....	SI13
Schedule DB - Part D - Section 1 .....	E22
Schedule DB - Part D - Section 2 .....	E23
Schedule DB - Verification .....	SI14
Schedule DL - Part 1 .....	E24
Schedule DL - Part 2 .....	E25
Schedule E - Part 1 - Cash .....	E26
Schedule E - Part 2 - Cash Equivalents .....	E27
Schedule E - Part 2 - Verification Between Years .....	SI15
Schedule E - Part 3 - Special Deposits .....	E28

**ANNUAL STATEMENT BLANK (Continued)**

Schedule S - Part 1 - Section 2 .....	31
Schedule S - Part 2 .....	32
Schedule S - Part 3 - Section 2 .....	33
Schedule S - Part 4 .....	34
Schedule S - Part 5 .....	35
Schedule S - Part 6.....	36
Schedule S - Part 7.....	37
Schedule T - Part 2 - Interstate Compact .....	39
Schedule T - Premiums and Other Considerations .....	38
Schedule Y - Information Concerning Activities of Insurer Members of a Holding Company Group .....	40
Schedule Y - Part 1A - Detail of Insurance Holding Company System .....	41
Schedule Y - Part 2 - Summary of Insurer's Transactions With Any Affiliates .....	42
Statement of Revenue and Expenses .....	4
Summary Investment Schedule .....	SI01
Supplemental Exhibits and Schedules Interrogatories .....	43
Underwriting and Investment Exhibit - Part 1 .....	8
Underwriting and Investment Exhibit - Part 2 .....	9
Underwriting and Investment Exhibit - Part 2A .....	10
Underwriting and Investment Exhibit - Part 2B .....	11
Underwriting and Investment Exhibit - Part 2C .....	12
Underwriting and Investment Exhibit - Part 2D .....	13
Underwriting and Investment Exhibit - Part 3 .....	14

ANNUAL STATEMENT FOR THE YEAR 2018  
AmeriChoice of New Jersey, Inc.  
STATEMENT OF ACTUARIAL OPINION

Table of Key Indicators.

This Opinion is:  Unqualified  Qualified  Adverse  Inconclusive

IDENTIFICATION SECTION:

Prescribed Wording Only  Prescribed Wording with Additional Wording  Revised Wording

SCOPE SECTION:

Prescribed Wording Only  Prescribed Wording with Additional Wording  Revised Wording

RELIANCE SECTION:

Prescribed Wording Only  Prescribed Wording with Additional Wording  Revised Wording

OPINION SECTION:

Prescribed Wording Only  Prescribed Wording with Additional Wording  Revised Wording

RELEVANT COMMENTS:

Revised Wording

The Actuarial Memorandum includes "Deviation from Standard" wording regarding conformity with an Actuarial Standard of Practice.

Identification.

I, Kevin B. Francis, am a Vice President of Actuarial Services for United HealthCare Services, Inc., of which AmeriChoice of New Jersey, Inc. is an affiliate. I am a member of the American Academy of Actuaries. I was appointed on January 4, 2013 in accordance with the requirements of the annual statement instructions. I meet the Academy qualification standards for rendering the opinion.

Scope.

I have examined the assumptions and methods used in determining loss reserves, actuarial liabilities, and related items listed below, as shown in the annual statement of the organization as prepared for filing with state regulatory officials, as of December 31, 2018.

**ANNUAL STATEMENT FOR THE YEAR 2018**  
**AmeriChoice of New Jersey, Inc.**  
**STATEMENT OF ACTUARIAL OPINION**

A. Claims unpaid (Page 3, Line 1)	\$227,534,394
B. Accrued medical incentive pool and bonus payments (Page 3, Line 2)	\$3,506,316
C. Unpaid claims adjustment expenses (Page 3, Line 3)	\$2,374,821
D. Aggregate health policy reserves (Page 3, Line 4) including unearned premium reserves, premium deficiency reserves and additional policy reserves from the Underwriting and Investment Exhibit – Part 2D	\$15,609,000
E. Aggregate life policy reserves (Page 3, Line 5)	\$0
F. Property/casualty unearned premium reserves (Page 3, Line 6)	\$0
G. Aggregate health claim reserves (Page 3, Line 7)	\$3,045,304
H. Any other loss reserves, actuarial liabilities, or related items presented as liabilities in the annual statement: Claim interest expense (Page 3, Line 9, in part)	\$533,515
I. Specified actuarial items presented as assets in the annual statement: Pharmacy rebate receivables (Page 2, Line 24, Column 1, in part)	\$10,092,972

**Reliance.**

In forming my opinion on the items identified above, I relied upon data prepared N. Brent Cottingham, Vice President and Regulatory Controller for United HealthCare Services, Inc. and Eric Lewis, Vice President of Accounting and United Healthcare Community & State Controller., as certified in the attached statements. I evaluated that data for reasonableness and consistency. I also reconciled that data to the Underwriting and Investment Exhibit – Part 2B of the company’s current annual statement. In other respects, my examination included review of the actuarial assumptions and actuarial methods used and tests of the calculations I considered necessary.

**Opinion.**

In my opinion, the amounts carried in the balance sheet on account of the items identified above:

- A. Are in accordance with accepted actuarial standards consistently applied and are fairly stated in accordance with sound actuarial principles;
- B. Are based on actuarial assumptions relevant to contract provisions and appropriate to the purpose for which the statement was prepared;
- C. Meet the requirements of the Insurance Laws and regulations of the state of New Jersey, and are at least as great as the minimum aggregate amounts required by any state;
- D. Make a good and sufficient provision for all unpaid claims and other actuarial liabilities of the organization under the terms of its contracts and agreements;
- E. Are computed on the basis of assumptions and methods consistent with those used in computing the corresponding items in the annual statement of the preceding year-end; and
- F. Include appropriate provision for all actuarial items that ought to be established.

The Underwriting and Investment Exhibit – Part 2B was reviewed for reasonableness and consistency with the applicable Actuarial Standards of Practice.


**ANNUAL STATEMENT FOR THE YEAR 2018**  
**AmeriChoice of New Jersey, Inc.**  
**STATEMENT OF ACTUARIAL OPINION**

Actuarial methods, considerations, and analyses used in forming my opinion conform to the relevant Standards of Practice as promulgated from time to time by the Actuarial Standards Board, which standards form the basis of this statement of opinion.

Relevant Comments

My review of Page 2, line 24 (Health care ... and other amounts receivable) is limited to assets that I consider actuarial in nature.

This opinion was developed based on reasonable assumptions as to what the final financial terms related to rate credits will ultimately be for contract provisions that include aspects of retrospectively rated contracts.



Kevin B. Francis, F.S.A., M.A.A.A.

9800 Health Care Lane  
Minnetonka, MN 55343

Telephone: (952) 931-4690


February 25, 2019



**Nyle Brent Cottington**  
**Vice President & Regulatory Controller**  
MN006-W500  
9700 Health Care Lane  
Minnetonka, MN 55343  
952-979-6133 phone  
952-979-7825 fax

February 8, 2019

I, Nyle Brent Cottington, am employed by United HealthCare Services, Inc. as Vice President and Regulatory Controller. Listings and summaries reconciling the annual statement as of December 31, 2018, for AmeriChoice of New Jersey, Inc., to the company's general ledger were prepared under my direction and submitted to Kevin Francis in support of his statement of actuarial opinion for that company as of December 31, 2018. I hereby affirm that those listings and summaries, to the best of my knowledge and belief, are substantially accurate and complete and are the same as, or derived from, the records and other data that form the basis for the company's annual statement for the year ended December 31, 2018.

  
\_\_\_\_\_  
Nyle Brent Cottington  
United HealthCare Services, Inc.



February 8, 2019

I, Eric Lewis, am employed by United HealthCare Services, Inc. as Vice President of Accounting and United Healthcare Community & State Controller. Listings, summaries, and analyses of claim and exposure data and of balances in the GAAP general ledger of AmeriChoice of New Jersey, Inc., all relating specifically to the business of that organization, were prepared under my direction and submitted to Kevin B. Francis in support of his actuarial opinion for that organization as of December 31, 2018. I hereby affirm that those listings, summaries, and analyses are, to the best of my knowledge and belief, substantially accurate and complete and the same as, or derived from, the records and other data which form the basis of the annual statement of the organization for the year ended December 31, 2018.

  
Eric Lewis  
United HealthCare Services, Inc.



SUPPLEMENT FOR THE YEAR 2018 OF THE AmeriChoice of New Jersey, Inc.  
**SUPPLEMENTAL COMPENSATION EXHIBIT**  
 For the Year Ended December 31, 2018  
 (To be filed by March 1)  
**PART 1 - INTERROGATORIES**

1. Is the reporting insurer a member of a group of insurers or other holding company system? Yes [ X ] No [ ]  
 If yes, do the amounts below represent: 1) total gross compensation earned for each individual by or on behalf of all companies which are part of the group: Yes [ ] ; or 2) allocation to each insurer: Yes [ X ]
2. Did any person while an officer, director, or trustee of the reporting entity receive directly or indirectly, during the period covered by this statement any commission on the business transactions of the reporting entity? Yes [ ] No [ X ]
3. Except for retirement plans generally applicable to its staff employees, has the reporting entity any agreement with any person, other than contracts with its agents for the payment of commissions whereby it agrees that for any service rendered or to be rendered, that he/she shall receive directly or indirectly, any salary, compensation or emolument that will extend beyond the period of 12 months from the date of the agreement? Yes [ ] No [ X ]

**PART 2 - OFFICERS AND EMPLOYEES COMPENSATION**

1 Name and Principal Position	2 Year	3 Salary	4 Bonus	5 Stock Awards	6 Option Awards	7 Sign-on Payments	8 Severance Payments	9 All Other Compensation	10 Totals
Current:									
1. Jocelyn Chisholm Carter President and Director	2018	95,000	36,667	44,349	89,570	0	0	41,566	306,142
	2017	73,242	17,143	25,431	113,646	0	0	727	230,189
	2016	0	0	0	0	0	0	0	0
Current:									
2. Richard Michael Hirsch Chief Financial Officer	2018	160,615	44,000	4,175	8,867	0	0	7,329	244,986
	2017	177,961	31,000	0	0	0	0	7,170	216,131
	2016	87,115	15,500	0	0	0	0	3,051	105,666
3.	2018	0	0	0	0	0	0	0	0
	2017	0	0	0	0	0	0	0	0
	2016	0	0	0	0	0	0	0	0
4.	2018	0	0	0	0	0	0	0	0
	2017	0	0	0	0	0	0	0	0
	2016	0	0	0	0	0	0	0	0
5.	2018	0	0	0	0	0	0	0	0
	2017	0	0	0	0	0	0	0	0
	2016	0	0	0	0	0	0	0	0
6.	2018	0	0	0	0	0	0	0	0
	2017	0	0	0	0	0	0	0	0
	2016	0	0	0	0	0	0	0	0
7.	2018	0	0	0	0	0	0	0	0
	2017	0	0	0	0	0	0	0	0
	2016	0	0	0	0	0	0	0	0
8.	2018	0	0	0	0	0	0	0	0
	2017	0	0	0	0	0	0	0	0
	2016	0	0	0	0	0	0	0	0
9.	2018	0	0	0	0	0	0	0	0
	2017	0	0	0	0	0	0	0	0
	2016	0	0	0	0	0	0	0	0
10.	2018	0	0	0	0	0	0	0	0
	2017	0	0	0	0	0	0	0	0
	2016	0	0	0	0	0	0	0	0

**PART 3 - DIRECTOR COMPENSATION**

1 Name and Principal Position or Occupation and Company (if Outside Director)	Paid or Deferred for Services as Director				6 All Other Compensation Paid or Deferred	7 Totals
	2 Direct Compensation	3 Stock Awards	4 Option Awards	5 Other		
Vivian Marie Lindsay - Former Director	265,000	305,000	0	0	323,260	893,260
Pasquale Hugo Ceilli - Director	98,333	33,333	363,735	0	126,645	622,047
Timothy Mark Walker - Director	70,000	50,000	319,708	0	62,408	502,116
Paul Owen Hadden - Director	90,000	43,687	118,683	0	54,332	306,692
Phillip Robert Franz - Director	54,000	20,000	0	0	30,758	104,758



SUPPLEMENT FOR THE YEAR 2018 OF THE AmeriChoice of New Jersey, Inc.

**PART 4 - NARRATIVE DESCRIPTION OF MATERIAL FACTORS**

Provide a narrative description of any material factors necessary to gain an understanding of the information disclosed in the tables.

N/A